

Würth Louis and Company


# WÜRTH - PRO CATALOG



## WHAT'S INSIDE

Decorative Hardware.....	3 - 11	Pneumatic Fasteners.....	85 - 87
Concealed Hinges.....	12 - 15	Screws and Fasteners.....	88 - 111
Institutional / 5 Knuckle Hinges.....	15	Abrasives.....	112 - 123
Lift Systems.....	16 - 17	Wood Filler.....	124
Drawer Slides.....	18 - 24	Solvents.....	125 - 129
Bumpers.....	25	Epoxy Resin and Hardener.....	130
ADA Toe Kicks and Panel Brackets.....	26 - 27	Adhesives.....	131 - 143
Workstation and Concealed Brackets.....	28 - 29	Shop Supplies and Safety (PPE).....	144 - 163
Standards and Brackets.....	30 - 31	Sani-Stop Sanitization Stations.....	146
Pilasters and Clips.....	31	Lemyn Hand Sanitizer.....	147
Lighting.....	32 - 45	Disinfectant Sprayers.....	161
Kitchen Convenience.....	46 - 68	Hand Tools.....	164 - 223
Wood Edgebanding.....	69 - 71	Jigsaw Blades.....	224 - 225
Melamine Paper Edgebanding.....	72	Drill Bits.....	226
Veneer Sheets.....	72 - 73	Hole Saws and Saw Blades.....	227
Shelf Pins.....	74 - 75	Machinery.....	228 - 238
Closet Tubing.....	76 - 79	Index.....	239 - 241
Barn Door Hardware.....	80 - 83		
Panel Spacers.....	84		

Source code: LP1508



**Mod Series**

→ SCREWS INCLUDED

Material: Zinc.



	Item #	Size	Finish
A	PROMD1-MB	1-7/32" Dia. Knob	Matte Black
B	PROMD1-SCP	1-7/32" Dia. Knob	Satin Champagne
C	PROMD1-SN	1-7/32" Dia. Knob	Satin Nickel
D	PROMD2-MB	1-5/32" Sq. Knob	Matte Black
E	PROMD2-SCP	1-5/32" Sq. Knob	Satin Champagne
F	PROMD2-SN	1-5/32" Sq. Knob	Satin Nickel
G	PROMD3-MB	1-3/8" L Knob	Matte Black
H	PROMD3-SCP	1-3/8" L Knob	Satin Champagne
I	PROMD3-SN	1-3/8" L Knob	Satin Nickel
J	PROMD4-MB	96mm c/c Pull	Matte Black
K	PROMD4-SCP	96mm c/c Pull	Satin Champagne
L	PROMD4-SN	96mm c/c Pull	Satin Nickel
M	PROMD5-MB	96mm c/c Pull	Matte Black
N	PROMD5-SCP	96mm c/c Pull	Satin Champagne
O	PROMD5-SN	96mm c/c Pull	Satin Nickel

	Item #	Size	Finish
P	PROMD6-MB	96mm c/c Pull	Matte Black
Q	PROMD6-SCP	96mm c/c Pull	Satin Champagne
R	PROMD6-SN	96mm c/c Pull	Satin Nickel
S	PROMD7-MB	128mm c/c Pull	Matte Black
T	PROMD7-SCP	128mm c/c Pull	Satin Champagne
U	PROMD7-SN	128mm c/c Pull	Satin Nickel
V	PROMD8-MB	128mm c/c Pull	Matte Black
W	PROMD8-SCP	128mm c/c Pull	Satin Champagne
X	PROMD8-SN	128mm c/c Pull	Satin Nickel
Y	PROMD9-MB	128mm c/c Pull	Matte Black
Z	PROMD9-SCP	128mm c/c Pull	Satin Champagne
AA	PROMD9-SN	128mm c/c Pull	Satin Nickel

**Preferred Series**

→ SCREWS INCLUDED

Material: Zinc.

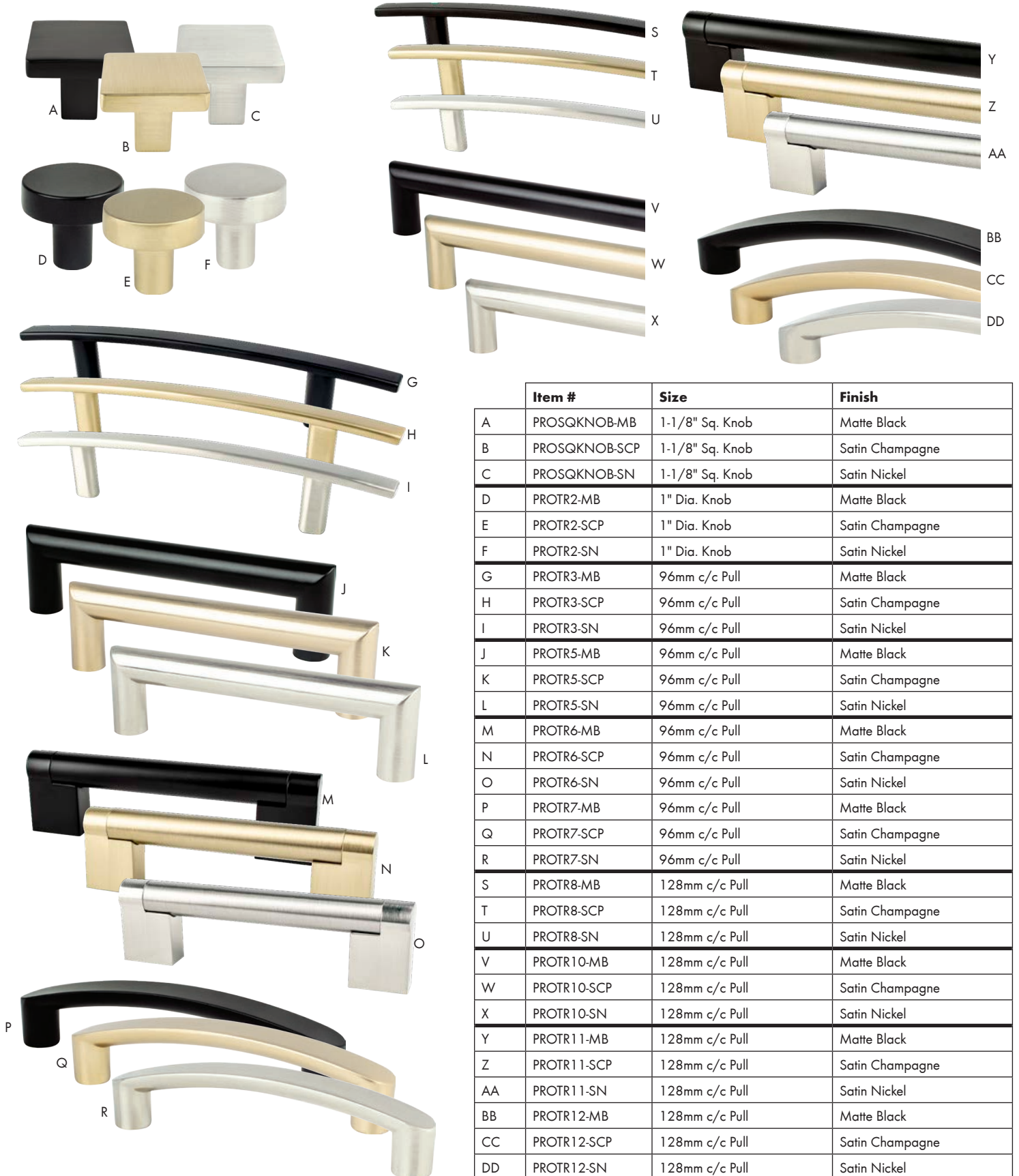


	Item #	Size	Finish
A	PROPF1-MB	1-1/4" Dia. Knob	Matte Black
B	PROPF1-SCP	1-1/4" Dia. Knob	Satin Champagne
C	PROPF1-SN	1-1/4" Dia. Knob	Satin Nickel
D	PROPF2-MB	1-5/16" L Knob	Matte Black
E	PROPF2-SCP	1-5/16" L Knob	Satin Champagne
F	PROPF2-SN	1-5/16" L Knob	Satin Nickel
G	PROPF3-MB	1-5/32" Sq. Knob	Matte Black
H	PROPF3-SCP	1-5/32" Sq. Knob	Satin Champagne
I	PROPF3-SN	1-5/32" Sq. Knob	Satin Nickel
J	PROPF4-MB	96mm c/c Pull	Matte Black
K	PROPF4-SCP	96mm c/c Pull	Satin Champagne
L	PROPF4-SN	96mm c/c Pull	Satin Nickel
M	PROPF5-MB	96mm c/c Pull	Matte Black
N	PROPF5-SCP	96mm c/c Pull	Satin Champagne
O	PROPF5-SN	96mm c/c Pull	Satin Nickel
P	PROPF6-MB	96mm c/c Pull	Matte Black
Q	PROPF6-SCP	96mm c/c Pull	Satin Champagne
R	PROPF6-SN	96mm c/c Pull	Satin Nickel
S	PROPF7-MB	128mm c/c Pull	Matte Black
T	PROPF7-SCP	128mm c/c Pull	Satin Champagne
U	PROPF7-SN	128mm c/c Pull	Satin Nickel
V	PROPF8-MB	128mm c/c Pull	Matte Black
W	PROPF8-SCP	128mm c/c Pull	Satin Champagne
X	PROPF8-SN	128mm c/c Pull	Satin Nickel
Y	PROPF9-MB	128mm c/c Pull	Matte Black
Z	PROPF9-SCP	128mm c/c Pull	Satin Champagne
AA	PROPF9-SN	128mm c/c Pull	Satin Nickel

## Transitions 2.0 Series

→ SCREWS INCLUDED

Material: Zinc.



	Item #	Size	Finish
A	PROSQKNOB-MB	1-1/8" Sq. Knob	Matte Black
B	PROSQKNOB-SCP	1-1/8" Sq. Knob	Satin Champagne
C	PROSQKNOB-SN	1-1/8" Sq. Knob	Satin Nickel
D	PROTR2-MB	1" Dia. Knob	Matte Black
E	PROTR2-SCP	1" Dia. Knob	Satin Champagne
F	PROTR2-SN	1" Dia. Knob	Satin Nickel
G	PROTR3-MB	96mm c/c Pull	Matte Black
H	PROTR3-SCP	96mm c/c Pull	Satin Champagne
I	PROTR3-SN	96mm c/c Pull	Satin Nickel
J	PROTR5-MB	96mm c/c Pull	Matte Black
K	PROTR5-SCP	96mm c/c Pull	Satin Champagne
L	PROTR5-SN	96mm c/c Pull	Satin Nickel
M	PROTR6-MB	96mm c/c Pull	Matte Black
N	PROTR6-SCP	96mm c/c Pull	Satin Champagne
O	PROTR6-SN	96mm c/c Pull	Satin Nickel
P	PROTR7-MB	96mm c/c Pull	Matte Black
Q	PROTR7-SCP	96mm c/c Pull	Satin Champagne
R	PROTR7-SN	96mm c/c Pull	Satin Nickel
S	PROTR8-MB	128mm c/c Pull	Matte Black
T	PROTR8-SCP	128mm c/c Pull	Satin Champagne
U	PROTR8-SN	128mm c/c Pull	Satin Nickel
V	PROTR10-MB	128mm c/c Pull	Matte Black
W	PROTR10-SCP	128mm c/c Pull	Satin Champagne
X	PROTR10-SN	128mm c/c Pull	Satin Nickel
Y	PROTR11-MB	128mm c/c Pull	Matte Black
Z	PROTR11-SCP	128mm c/c Pull	Satin Champagne
AA	PROTR11-SN	128mm c/c Pull	Satin Nickel
BB	PROTR12-MB	128mm c/c Pull	Matte Black
CC	PROTR12-SCP	128mm c/c Pull	Satin Champagne
DD	PROTR12-SN	128mm c/c Pull	Satin Nickel

## Modern Square Series

Material: Zinc Knobs / Aluminum Pulls

→ SCREWS INCLUDED




	Item #	Size	Finish
A	PROSQKNOB-MB	1-1/8" Sq. Knob	Matte Black
B	PROSQKNOB-PC	1-1/8" Sq. Knob	Polished Chrome
C	PROSQKNOB-SCP	1-1/8" Sq. Knob	Satin Champagne
D	PROSQKNOB-SN	1-1/8" Sq. Knob	Satin Nickel
E	PROSQ96-MB	96mm c/c Pull	Matte Black
F	PROSQ96-PC	96mm c/c Pull	Polished Chrome
G	PROSQ96-SCP	96mm c/c Pull	Satin Champagne
H	PROSQ96-SN	96mm c/c Pull	Satin Nickel
I	PROSQ128-MB	128mm c/c Pull	Matte Black
J	PROSQ128-PC	128mm c/c Pull	Polished Chrome
K	PROSQ128-SCP	128mm c/c Pull	Satin Champagne
L	PROSQ128-SN	128mm c/c Pull	Satin Nickel

	Item #	Size	Finish
M	PROSQ160-MB	160mm c/c Pull	Matte Black
N	PROSQ160-PC	160mm c/c Pull	Polished Chrome
O	PROSQ160-SCP	160mm c/c Pull	Satin Champagne
P	PROSQ160-SN	160mm c/c Pull	Satin Nickel
Q	PROSQ192-MB	192mm c/c Pull	Matte Black
R	PROSQ192-PC	192mm c/c Pull	Polished Chrome
S	PROSQ192-SCP	192mm c/c Pull	Satin Champagne
T	PROSQ192-SN	192mm c/c Pull	Satin Nickel

## Edge Pulls → SCREWS INCLUDED

Material: Aluminum

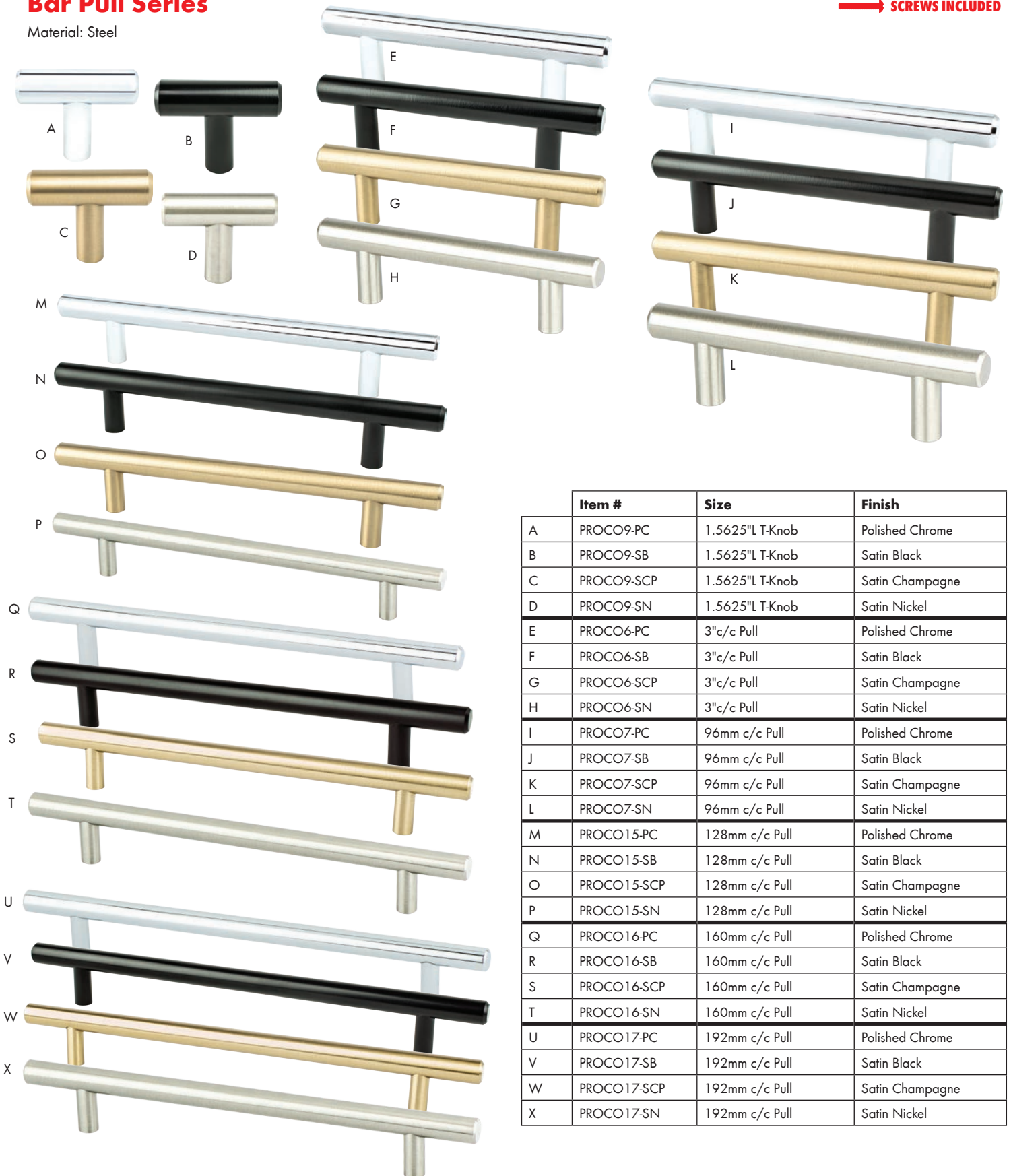


	Item #	Size	Finish
A	PROEDGE25-MB	1"c/c, 1.78"OL	Matte Black
B	PROEDGE25-PC	1"c/c, 1.78"OL	Polished Chrome
C	PROEDGE25-SCP	1"c/c, 1.78"OL	Satin Champagne
D	PROEDGE25-SN	1"c/c, 1.78"OL	Satin Nickel
E	PROEDGE56-MB	2.2"c/c, 3"OL	Matte Black
F	PROEDGE56-PC	2.2"c/c, 3"OL	Polished Chrome
G	PROEDGE56-SCP	2.2"c/c, 3"OL	Satin Champagne
H	PROEDGE56-SN	2.2"c/c, 3"OL	Satin Nickel
I	PROEDGE112-MB	4.41"c/c, 6"OL	Matte Black
J	PROEDGE112-PC	4.41"c/c, 6"OL	Polished Chrome
K	PROEDGE112-SCP	4.41"c/c, 6"OL	Satin Champagne
L	PROEDGE112-SN	4.41"c/c, 6"OL	Satin Nickel

## Bar Pull Series

Material: Steel

→ SCREWS INCLUDED



	Item #	Size	Finish
A	PROCO9-PC	1.5625"L T-Knob	Polished Chrome
B	PROCO9-SB	1.5625"L T-Knob	Satin Black
C	PROCO9-SCP	1.5625"L T-Knob	Satin Champagne
D	PROCO9-SN	1.5625"L T-Knob	Satin Nickel
E	PROCO6-PC	3"c/c Pull	Polished Chrome
F	PROCO6-SB	3"c/c Pull	Satin Black
G	PROCO6-SCP	3"c/c Pull	Satin Champagne
H	PROCO6-SN	3"c/c Pull	Satin Nickel
I	PROCO7-PC	96mm c/c Pull	Polished Chrome
J	PROCO7-SB	96mm c/c Pull	Satin Black
K	PROCO7-SCP	96mm c/c Pull	Satin Champagne
L	PROCO7-SN	96mm c/c Pull	Satin Nickel
M	PROCO15-PC	128mm c/c Pull	Polished Chrome
N	PROCO15-SB	128mm c/c Pull	Satin Black
O	PROCO15-SCP	128mm c/c Pull	Satin Champagne
P	PROCO15-SN	128mm c/c Pull	Satin Nickel
Q	PROCO16-PC	160mm c/c Pull	Polished Chrome
R	PROCO16-SB	160mm c/c Pull	Satin Black
S	PROCO16-SCP	160mm c/c Pull	Satin Champagne
T	PROCO16-SN	160mm c/c Pull	Satin Nickel
U	PROCO17-PC	192mm c/c Pull	Polished Chrome
V	PROCO17-SB	192mm c/c Pull	Satin Black
W	PROCO17-SCP	192mm c/c Pull	Satin Champagne
X	PROCO17-SN	192mm c/c Pull	Satin Nickel

**Classic Series**

Material: Zinc

→ SCREWS INCLUDED



	Item #	Size	Finish
A	PROCL2-ORB	3"c/c Pull	Oil Rubbed Bronze
B	PROCL2-SN	3"c/c Pull	Satin Nickel
C	PROCL2-WN	3"c/c Pull	Weathered Nickel
D	PROCL3-ORB	1.14" Dia. Knob	Oil Rubbed Bronze
E	PROCL3-SN	1.14" Dia. Knob	Satin Nickel
F	PROCL3-WN	1.14" Dia. Knob	Weathered Nickel
G	PROCL4-ORB	3"c/c Pull	Oil Rubbed Bronze
H	PROCL4-SN	3"c/c Pull	Satin Nickel
I	PROCL4-WN	3"c/c Pull	Weathered Nickel
J	PROCL5-ORB	3"c/c Pull	Oil Rubbed Bronze
K	PROCL5-SN	3"c/c Pull	Satin Nickel
L	PROCL5-WN	3"c/c Pull	Weathered Nickel

	Item #	Size	Finish
M	PROCL6-ORB	1.375" Dia. Knob	Oil Rubbed Bronze
N	PROCL6-SN	1.375" Dia. Knob	Satin Nickel
O	PROCL6-WN	1.375" Dia. Knob	Weathered Nickel
P	PROCL9-ORB	3"c/c Pull	Oil Rubbed Bronze
Q	PROCL9-SN	3"c/c Pull	Satin Nickel
R	PROCL9-WN	3"c/c Pull	Weathered Nickel
S	PROCL10-ORB	3"c/c Pull	Oil Rubbed Bronze
T	PROCL10-SN	3"c/c Pull	Satin Nickel
U	PROCL10-WN	3"c/c Pull	Weathered Nickel



Select Series

Material: Zinc

→ SCREWS INCLUDED



Item #	Size	Finish	
A	PROSE1-ORB	1.25" Dia. Knob	Oil Rubbed Bronze
B	PROSE1-SN	1.25" Dia. Knob	Satin Nickel
C	PROSE1-WN	1.25" Dia. Knob	Weathered Nickel
D	PROSE7-ORB	1.25" Dia. Knob	Oil Rubbed Bronze
E	PROSE7-SN	1.25" Dia. Knob	Satin Nickel
F	PROSE7-WN	1.25" Dia. Knob	Weathered Nickel
G	PROSE8-ORB	3"c/c Pull	Oil Rubbed Bronze
H	PROSE8-SN	3"c/c Pull	Satin Nickel
I	PROSE8-WN	3"c/c Pull	Weathered Nickel
J	PROSE9-ORB	3"c/c Pull	Oil Rubbed Bronze
K	PROSE9-SN	3"c/c Pull	Satin Nickel
L	PROSE9-WN	3"c/c Pull	Weathered Nickel

Item #	Size	Finish	
M	PROSE10-ORB	3"c/c Pull	Oil Rubbed Bronze
N	PROSE10-SN	3"c/c Pull	Satin Nickel
O	PROSE10-WN	3"c/c Pull	Weathered Nickel
P	PROSE12-ORB	128mm c/c	Oil Rubbed Bronze
Q	PROSE12-PC	128mm c/c	Polished Chrome
R	PROSE12-SN	128mm c/c	Satin Nickel
S	PROSE13-ORB	96mm c/c	Oil Rubbed Bronze
T	PROSE13-PC	96mm c/c	Polished Chrome
U	PROSE13-SN	96mm c/c	Satin Nickel
V	PROSE14-ORB	.858 Dia. Knob	Oil Rubbed Bronze
W	PROSE14-PC	.858 Dia. Knob	Polished Chrome
X	PROSE14-SN	.858 Dia. Knob	Satin Nickel

**Premiere Series**

Material: Zinc

→ SCREWS INCLUDED



	Item #	Size	Finish
A	PROPR4-ORB	1.25" Dia. Knob	Oil Rubbed Bronze
B	PROPR4-SN	1.25" Dia. Knob	Satin Nickel
C	PROPR4-WN	1.25" Dia. Knob	Weathered Nickel
D	PROPR5-ORB	1.25" Dia. Knob	Oil Rubbed Bronze
E	PROPR5-SN	1.25" Dia. Knob	Satin Nickel
F	PROPR5-WN	1.25" Dia. Knob	Weathered Nickel
G	PROPR10-ORB	3"c/c Pull	Oil Rubbed Bronze
H	PROPR10-SN	3"c/c Pull	Satin Nickel
I	PROPR10-WN	3"c/c Pull	Weathered Nickel
J	PROPR14-ORB	128mm c/c	Oil Rubbed Bronze
K	PROPR14-PC	128mm c/c	Polished Chrome
L	PROPR14-SN	128mm c/c	Satin Nickel

	Item #	Size	Finish
M	PROPR15-ORB	128mm c/c	Oil Rubbed Bronze
N	PROPR15-PC	128mm c/c	Polished Chrome
O	PROPR15-SN	128mm c/c	Satin Nickel
P	PROPR16-ORB	96mm c/c	Oil Rubbed Bronze
Q	PROPR16-PC	96mm c/c	Polished Chrome
R	PROPR16-SN	96mm c/c	Satin Nickel
S	PROPR17-ORB	96mm c/c	Oil Rubbed Bronze
T	PROPR17-PC	96mm c/c	Polished Chrome
U	PROPR17-SN	96mm c/c	Satin Nickel
V	PROPR18-ORB	1.25" Sq. Knob	Oil Rubbed Bronze
W	PROPR18-PC	1.25" Sq. Knob	Polished Chrome
X	PROPR18-SN	1.25" Sq. Knob	Satin Nickel

**Arch Pulls / Wire Pulls / Mushroom Knobs**

→ **SCREWS INCLUDED**



	Item #	Type	Size	Material	Finish
A	PROCO10-ORB	Arch Pull	96mm c/c	Steel	Oil Rubbed Bronze
B	PROCO10-SN	Arch Pull	96mm c/c	Steel	Satin Nickel
C	PROCO11-ORB	Arch Pull	128mm c/c	Steel	Oil Rubbed Bronze
D	PROCO11-SN	Arch Pull	128mm c/c	Steel	Satin Nickel
E	PROCO13-SN	Tapered Arch Pull	96mm c/c	Aluminum	Satin Nickel
F	PROCO14-SN	Tapered Arch Pull	128mm c/c	Aluminum	Satin Nickel
G	PROCO1-ORB	Wire Pull	3" c/c	Steel	Oil Rubbed Bronze
H	PROCO1-SN	Wire Pull	3" c/c	Steel	Satin Nickel
I	PROCO2-SN	Wire Pull	3-1/2" c/c	Steel	Satin Nickel
J	PROCO3-ORB	Wire Pull	96mm c/c	Steel	Oil Rubbed Bronze
K	PROCO3-SN	Wire Pull	96mm c/c	Steel	Satin Nickel
L	PROCO4-ORB	Wire Pull	4" c/c	Steel	Oil Rubbed Bronze
M	PROCO4-SN	Wire Pull	4" c/c	Steel	Satin Nickel
N	PROCO8-ORB	Wire Pull	128mm c/c	Steel	Oil Rubbed Bronze
O	PROCO8-SN	Wire Pull	128mm c/c	Steel	Satin Nickel
P	PROCO12-ORB	Hollow Mushroom Knob	1-1/4" Dia.	Steel	Oil Rubbed Bronze
Q	PROCO12-SN	Hollow Mushroom Knob	1-1/4" Dia.	Steel	Satin Nickel
R	PROCO5-ORB	Mushroom Knob	1-1/4" Dia.	Zinc	Oil Rubbed Bronze
S	PROCO5-SN	Mushroom Knob	1-1/4" Dia.	Zinc	Satin Nickel



## PRO Self-Close Euro Hinges



- ANSI/BIFMA/KCMA/BHMA approved
- 3 cam adjustable with suitable baseplate (see page 13)
- Boring Pattern: 45mm
- All metal hinge, nickel plated

Item #	Opening	Overlay	Fixing	Closing Type
<b>110° Hinges - Full, Half Overlay &amp; Inset</b>				
PROH110FOSLF	110°	Full	Screw-on	Self-close
PROH110FOSLF-DWL	110°	Full	Dowel	Self-close
PROH110HOSLF-DWL	110°	Half	Dowel	Self-close
PROH110INSLF-DWL	110°	Inset	Dowel	Self-close
<b>125° Hinges - Full &amp; Half Overlay</b>				
PROH120FOSLF	125°	Full	Screw-on	Self-close
PROH120FOSLF-DWL	125°	Full	Dowel	Self-close
PROH120HOSLF-DWL	125°	Half	Dowel	Self-close
<b>155° Hinges - Full Overlay</b>				
PROH155FOSLF-DWL	155°	Full	Dowel	Self-close



## PRO Soft-Close Euro Hinges




- Extra smooth soft-close action
- Soft-close mechanism integrated into hinge arm
- ANSI/BIFMA/KCMA/BHMA approved
- 3 cam adjustable with suitable baseplate (see page 13)
- Boring Pattern: 45mm
- All metal hinge, nickel plated

Item #	Opening	Overlay	Fixing	Closing Type
<b>105° Hinges - Half Overlay, Short Arm</b>				
PROH105SFT-DWL	105°	Half	Dowel	Soft-close
<b>110° Hinges - Full, Half Overlay &amp; Inset</b>				
PROH110FOSFT	110°	Full	Screw-On	Soft-close
PROH110FOSFT-DWL	110°	Full	Dowel	Soft-close
PROH110HOSFT-DWL	110°	Half	Dowel	Soft-close
PROH110INSFT-DWL	110°	Inset	Dowel	Soft-close
<b>125° Hinges - Full Overlay</b>				
PROH120FOSFT-DWL	125°	Full	Dowel	Soft-close
<b>155° Hinges - Full Overlay</b>				
PROH155FOSFT-DWL	155°	Full	Dowel	Soft-close

## PRO Euro Hinge Baseplates

- Work with all Pro Euro Hinges
- Nickel-plated

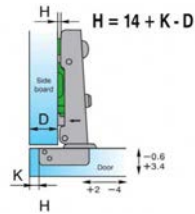


Item #	Height	Fixing Type
<b>Standard One-Piece Wing Mounting Plates - Steel</b>		
A	PROH0PLT-EUR	0mm Pre-mounted Euro Screws
	PROH2PLT-EUR	2mm Pre-mounted Euro Screws
	PROH4PLT-EUR	4mm Pre-mounted Euro Screws
<b>Cam Adjustable Wing Mounting Plates - Steel</b>		
B	PROH0PLT	0mm Wood Screw
	PROH2PLT	2mm Wood Screw
	PROH4PLT	4mm Wood Screw
C	PROH0PLTCAM-EUR	0mm Pre-mounted Euro Screws
	PROH2PLTCAM-EUR	2mm Pre-mounted Euro Screws
	PROH4PLTCAM-EUR	4mm Pre-mounted Euro Screws
D	PROH0PLTCAM-DWL	0mm 5x11mm Split Dowel
	PROH2PLTCAM-DWL	2mm 5x11mm Split Dowel
	PROH4PLTCAM-DWL	4mm 5x11mm Split Dowel
<b>Face Frame Adapter Plates - Steel</b>		
E	PROH1PLTFF	0mm Wood Screw
	PROH3PLTFF	3mm Wood Screw
<b>Face Frame Adapter Plates - Diecast</b>		
F	PROH1PLTFF-CAM	0mm Wood Screw
	PROH3PLTFF-CAM	3mm Wood Screw
	PROH6PLTFF-CAM	6mm Wood Screw

## PRO Value European Hinge Overlay Charts



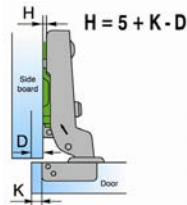
### Full Overlay Hinges - Steel



D \ K	3	4	5	6	7
0	17	18	19	20	21
2	15	16	17	18	19
4	13	14	15	16	17

D = Overlay in mm  
H = Base plate height  
K = Boring distance

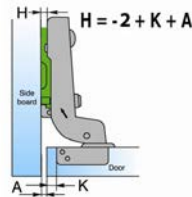
### Half Overlay Hinges - Steel



D \ K	3	4	5	6	7
0	8	9	10	11	12
2	6	7	8	9	10
4	4	5	6	7	8

D = Overlay in mm  
H = Base plate height  
K = Boring distance

### Inset Hinges



A \ K	3	4	5	6	7
0	1	0	-1	-2	-3
2	3	2	1	0	-1
4	5	4	3	2	1

A = Reveal in mm  
H = Base plate height  
K = Boring distance



## Screws for Hinges & Baseplates, Flat Head



Length x Gauge	Drive	Box Qty	Item #	Quick Code	Box Qty	Item #	Quick Code
<b>Nickel Finish</b>							
1/2" x 6	Phillips	1,000	WUMS6X12FCPNT	L54200	5,000	WUMS6X12FCPNB	L54300
5/8" x 6	Phillips	1,000	WUMS6X58FCPNT	L54375	5,000	WUMS6X58FCPN5B	L54380
3/4" x 6	Phillips	1,000	WUMS6X34FCPNT	L54680	5,000	WUMS6X34FCPNB	L54690
<b>Zinc Finish</b>							
1/2" x 6	Phillips	1,000	WUMS6X12FCPZT	L42100	5,000	WUMS6X12FPCZB	L42150
5/8" x 6	Phillips	1,000	WUMS6X58FCPZT	L42300	5,000	WUMS6X58FCPZ5B	L42390
3/4" x 6	Phillips	1,000	WUMS6X34FCPZT	L42500	5,000	WUMS6X34FPCZB	L43150

## Screws for Face Frame Hinges, Modified Truss Head Type 17



Length x Gauge	Drive	Box Qty	Item #	Quick Code
3/4" x 8	Phillips	1,000	WUMS8X34MCPNPT	L46300



## PRO Self-Close Face Frame Hinges



- One piece wraparound dowel hinge
- ANSI/BIFMA/KCMA/BHMA approved
- Opening angle: 105°
- 2 Cam Hinge: Height adjustment via elongated hole
- Boring pattern: 45mm
- Depth of hinge cup: 10.5mm

Item #	Overlay	Cam Adjustment
PROH12OLFF-2CAM	1/2"	2
PROH114OLFF-2CAM	1-1/4"	2



## PRO Soft-Close Face Frame Hinges



- Extra smooth soft-close mechanism integrated into hinge cup
- ANSI/BIFMA/KCMA/BHMA approved
- One piece wraparound dowel hinge
- Opening angle: 105°
- 2 Cam Hinge: Height adjustment via elongated hole
- Boring pattern: 45mm
- Depth of hinge cup: 10.5mm

Item #	Overlay	Cam Adjustment
PROH12OLINT-2CAM	1/2"	2
PROH114OLINT-2CAM	1-1/4"	2



## Overlay Hinges, 5 Knuckle



- 2-3/4" five knuckle hinge
- .095" Steel
- Hospital tip
- Pin Diameter 4.8mm

Item #	Finish	Overlay	Door Thickness	Door Leaf C/C
JIH740-DC	Dull Chrome	3/4"	3/4"	32mm
JIH760-BK	Black	3/4"	13/16"	32mm
JIH760-PDC	Powder Dull Chrome	3/4"	13/16"	32mm
JIH780-DC	Dull Chrome	13/16"	13/16"	32mm
JIH760-45-BK	Black	3/4"	13/16"	45mm
JIH760-45-DC	Dull Chrome	3/4"	13/16"	45mm
<b>Stainless Steel</b>				
JIH760-SS	Stainless Steel	3/4"	13/16"	32mm

## PRO Lift Systems

- High quality, value priced lift systems perfect for your next project
- Easy installation - Every Pro Lift Stay comes individually packaged with easy to follow instructions
- Easy lift up or lift down



### Lifetime Warranty

Once you install your Würth PRO Lift Stay, you can have peace of mind that your project will function properly for years to come.

### PRO Clock

- 75°, 90°, and 110° opening angles
- Braking motion is adjustable
- Heavy duty zinc die cast construction
- Works as both a lid stay and flap stay
- Door mount and cabinet mount brackets included



<b>Item #</b>
PRO-CLOCK

### PRO Up & Down Stays

- Both feature soft motion movement
- Up Stays offer 75°, 90°, and 110° opening angles
- Use with 110 degree European hinges and plates
- Will hold securely in open and closed positions
- Door and cabinet brackets included




Item #	Style	Load Capacity
PRO-US-080N	Up Stay	80N (18 lbs)
PRO-US-100N	Up Stay	100N (22.5 lbs)
PRO-US-120N	Up Stay	120N (27 lbs)
PRO-DS-60N	Down Stay	60N (13.5 lbs)
PRO-DS-80N	Down Stay	80N (18 lbs)



## PRO Heavy Duty Lid Stays

- 90° Angle Opening
- Adjustable with hex key (included)
- Left or right mounted
- Soft-close damper included
- Nickel-plated



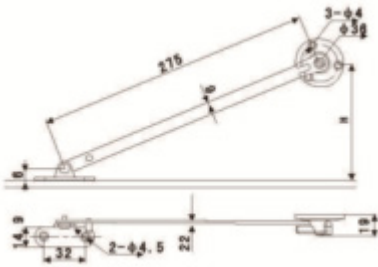
**PRO**  
VALUE SERIES

<b>Item #</b>
PRO-HD-LS

## PRO Drop Stays

- Adjustable braking action
- Screw-mounted
- 8lb load capacity
- 15.5" minimum cabinet height needed
- Nickel-plated finish
- Non-handed; works on both right and left hand applications

**PRO**  
VALUE SERIES

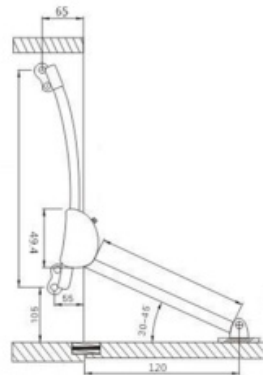


<b>Item #</b>
PRO-DROPSTAY-23

## PRO Drop Stays

- Adjustable braking action
- Screw-mounted
- 11lb load capacity
- Nickel-plated finish
- White plastic housing
- Non-handed; works on both right and left hand applications

**PRO**  
VALUE SERIES



<b>Item #</b>
PRO-DROPSTAY-16

## Lifetime Warranty

Once you install your Würth PRO Lift Stay, you can have peace of mind that your project will function properly for years to come.



**PRO**  
100 SERIES



## PRO 2.0 Series 100 lb. Full Extension Ball Bearing Drawer Slides, Economy

- Weight Rating: 100 lbs.
- Type: Full Extension Ball Bearing
- Mounting: Side
- Material: Cold Rolled Steel
- Industry Rated: BHMA, KCMA, BIFMA, ANSI, SEFA 8.99
- Hole Pattern: 32mm
- Finish: Bright Zinc (Black Finish - Special Order)
- Clearance: 1/2" + 1/32" -0
- Continuous bearings ensure smooth and quiet performance
- Unhanded
- Lever disconnect
- Fixed rear brackets available
- Packing: Bulk slides available any quantity. Production Packs sold in full boxes only.

### Fixed Rear Brackets

- Two required per pair of slides

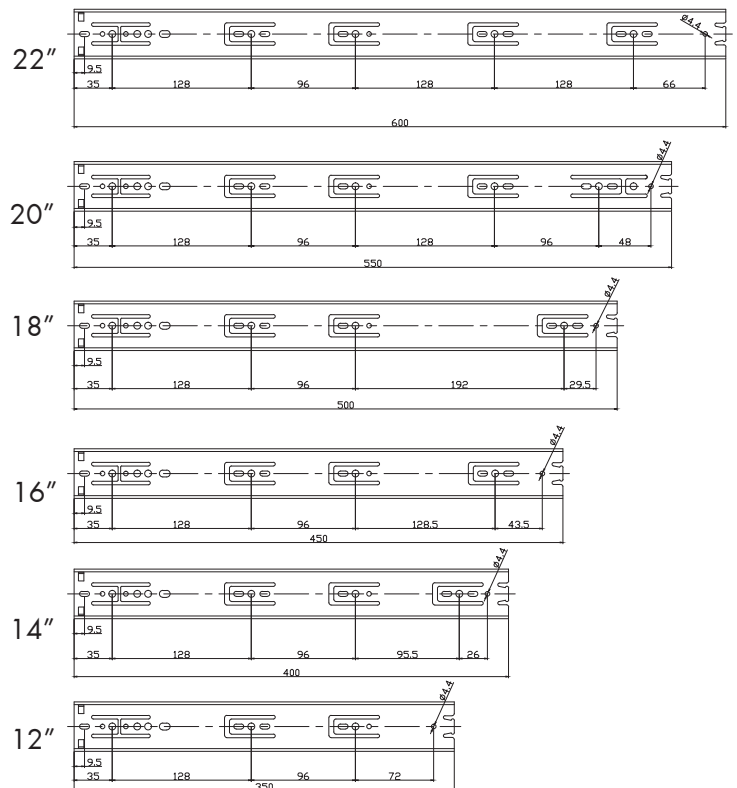
Item #: PRO2.0-RB

### Bulk Packaging - 10 Pair per Box

Item #	Size
PRO2.0-12	12"
PRO2.0-14	14"
PRO2.0-16	16"
PRO2.0-18	18"
PRO2.0-20	20"
PRO2.0-22	22"

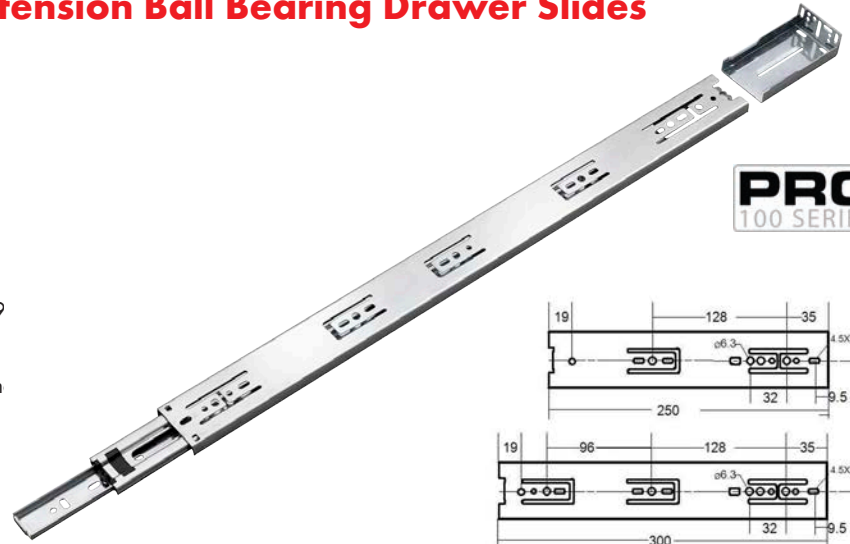
### Production Packs - Cabinet Members & Drawer Members Packed Separately

Item #	Size	Quantity
PRO2.0-14PP	14"	20 Pair
PRO2.0-16PP	16"	20 Pair
PRO2.0-18PP	18"	15 Pair
PRO2.0-20PP	20"	15 Pair
PRO2.0-22PP	22"	15 Pair



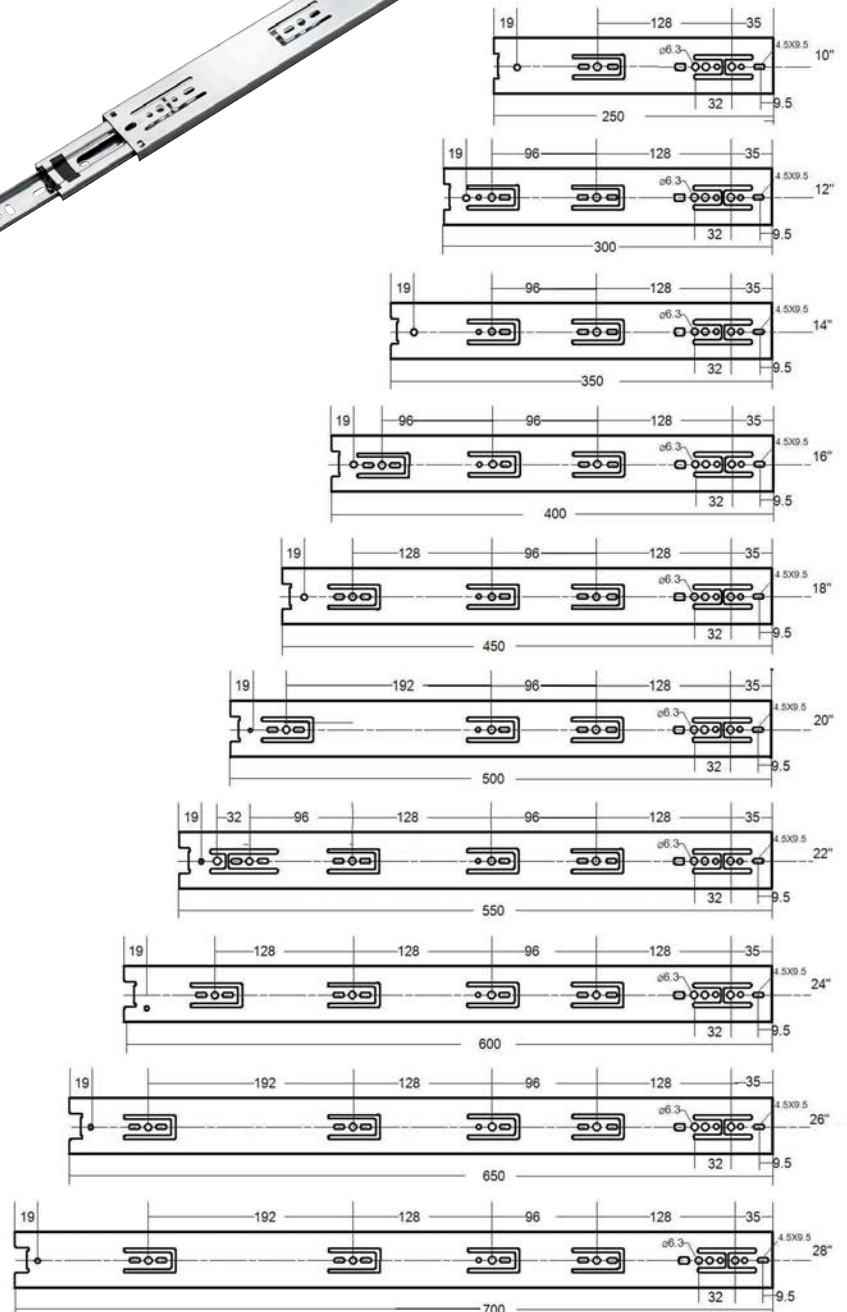
## PRO 100 Series 100 lb. Full Extension Ball Bearing Drawer Slides

- Type: Full Extension Ball Bearing
- Mounting: Side
- Weight Rating: 100 lbs.
- Clearance: 1/2" + 1/32" -0
- Material: Cold Rolled Steel
- Hole Pattern: 32mm
- Finish: Bright Zinc
- Industry Rated: BHMA, KCMA, BIFMA, ANSI, SEFA 8.9
- Front slotted hole for mounting directly to face frame
- Continuous bearings ensure smooth and quiet performan
- Unhanded
- Lever disconnect
- Fixed or adjustable rear brackets
- Drawer slides sold in full boxes of 10 pair




**PRO**  
100 SERIES

Item #	Size
PRO100-10BM	10"
PRO100-12BM	12"
PRO100-14BM	14"
PRO100-16BM	16"
PRO100-18BM	18"
PRO100-20BM	20"
PRO100-22BM	22"
PRO100-24BM	24"
PRO100-26BM	26"
PRO100-28BM	28"



### Accessories:




Item #: PRO100RB

- Two required per pair of slides

## PRO 100SC Super Rail Soft-Close Drawer Slides

- Type: Full Extension \* Soft-Close Ball Bearing
- Mounting: Side
- Weight Rating: 100 lbs.
- Clearance: 1/2" + 1/32" -0
- Material: Cold Rolled Steel
- Hole Pattern: 32mm
- Finish: Bright Zinc
- Industry Rated: BHMA, KCMA, BIFMA, ANSI, SEFA 8.99
- \* 14" size is 7/8 extension
- Low pull-out force allows drawers to open easily
- Metal piston in soft-close device ensures smooth action
- Unhanded slides with lever disconnects
- Designed for frameless and face frame applications
- Backed by a limited lifetime warranty

Packing & Sold In: Full box quantities of 10 pair



**Item #:** PRO100SC-RB

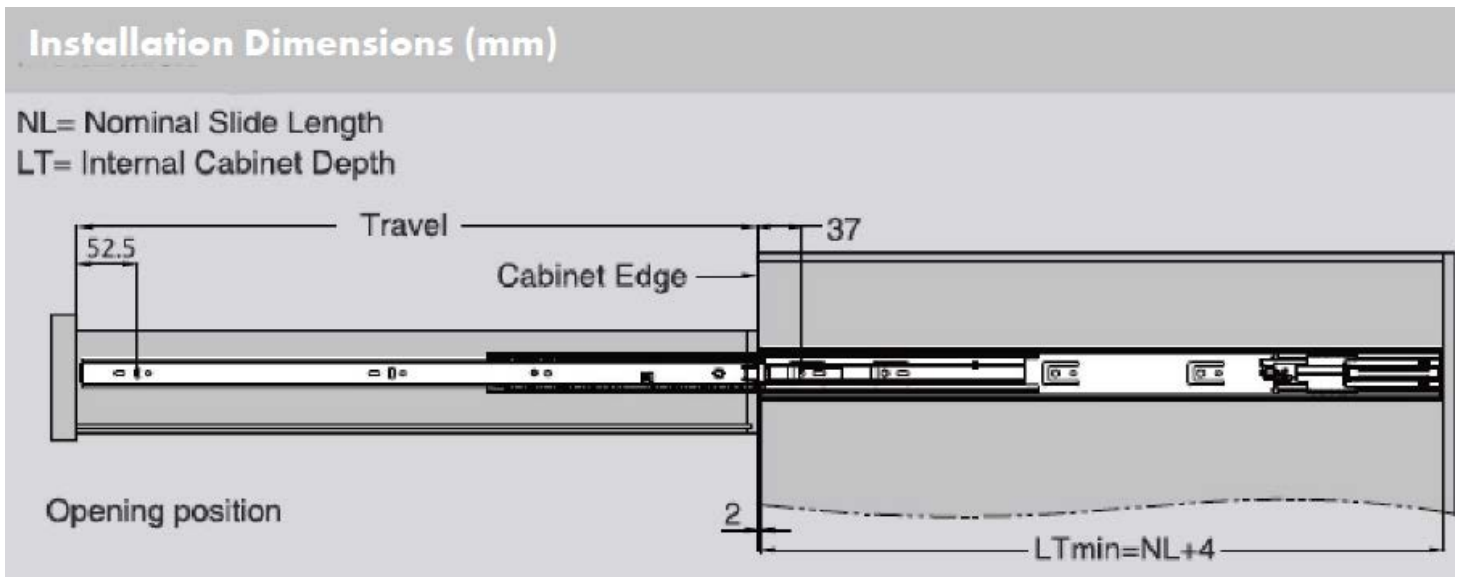
- Two brackets required per pair of slides
- Packing: 200 each  
Sold in: Each



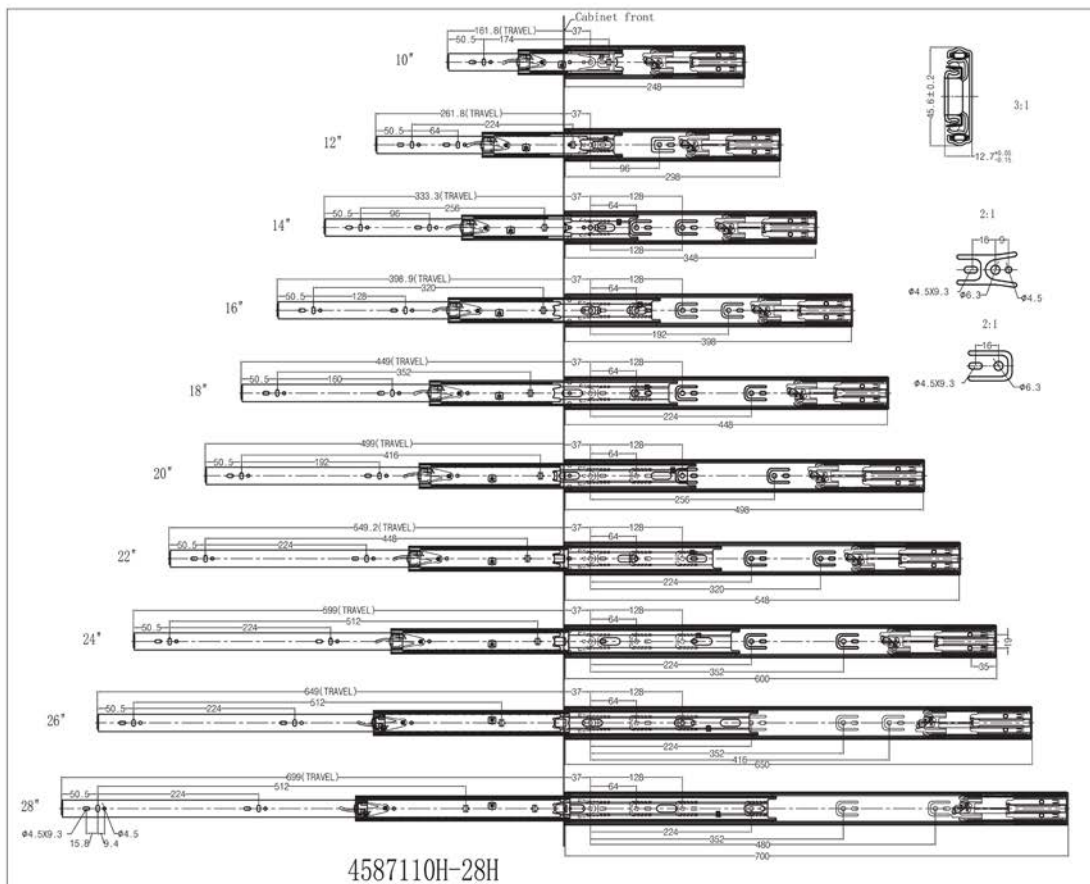
Item #	Size
PRO100SC-14BM	14"
PRO100SC-16BM	16"
PRO100SC-18BM	18"
PRO100SC-20BM	20"
PRO100SC-22BM	22"
PRO100SC-24BM	24"
PRO100SC-26BM	26"
PRO100SC-28BM	28"



## PRO 100SC Super Rail Drilling Instructions



**PRO100SC  
Super Rail  
Specs**



**Side Mount 150 Lb. Ball Bearing Slides  
1" Overtravel Economy File Drawer Slides**



- Non-handed
- Side Clearance: 1/2" Height: 3.79"
- 32mm Pattern: Yes
- Available finishes: Bright Zinc
- Recommended Fasteners: #8 x 7/16" Phillips Pan Head (WW46000)
- Features: Heavy duty extension with progressive movement. Very quiet and smooth function for both box drawer and lateral drawer applications. Drawer rail disconnects from slide with a quick release clip. Handed slide members with unhandled rails. Product can be used in lateral applications up to 30" in width.



Item #	Size	Item #	Size
J15000-14-ZPOT	14"	J15000-22-ZPOT	22"
J15000-16-ZPOT	16"	J15000-24-ZPOT	24"
J15000-18-ZPOT	18"	J15000-26-ZPOT	26"
J15000-20-ZPOT	20"		



Includes: Slides, front clips and rear sockets.

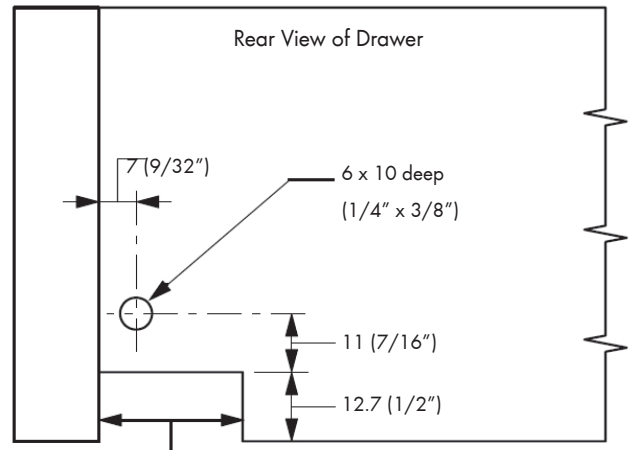
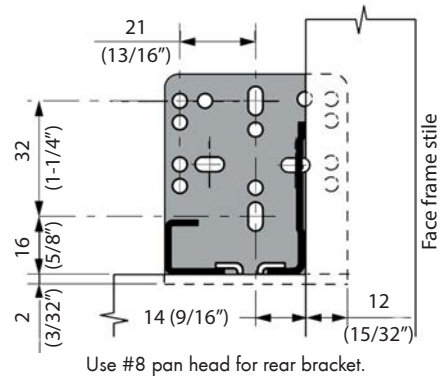
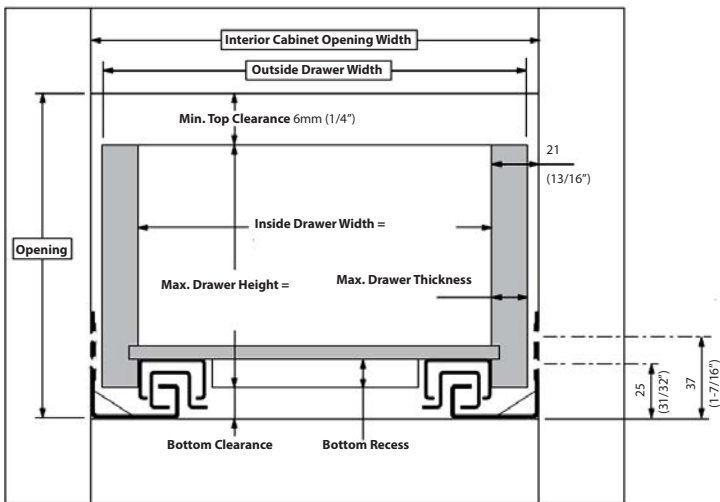
## PRO 500 Series 75 lb. Full Extension Concealed Undermount Drawer Slides

**PRO**  
500 SERIES

- Type: Soft-Close, Full Extension Concealed Undermount Slides
- Weight Rating: 75 lbs.
- Material: Cold Rolled Steel
- Hole Pattern: 32mm
- Finish: Zinc
- Industry Rated: BHMA, KCMA, BIFMA, ANSI
- Front roller allows for smooth, quiet operation and dramatically reduces deflection when fully extended
- Front clip has a three screw mounting design to allow attachment to front and side of drawer. An optimal fourth hole can be used to attach to drawer bottom when needed
- Soft-close activated at 2 inches
- One item number includes everything (slides, front clips and rear sockets)
- Slotted mounting holes for depth adjustment, ideal for inset applications
- Drawer slides sold in full boxes of 6 pairs
- Extra front clips: Sold in boxes of 200 each

Item #	Size
PRO500-12B	12"
PRO500-15B	15"
PRO500-18B	18"
PRO500-21B	21"

Item #	Description
PRO-OSLO1	Left Clip
PRO-OSLO2	Right Clip



Outside Drawer Dimension					
For drawer side thickness	16 (5/8")	15	14	13	12 (1/2")
Deduct from inside cabinet width	10 (3/8")	13	14	16	18 (23/32")

Note: Due to material thickness variance, it is best to work from inside of drawer dimension.



## PRO 600 Series 100lb. Undermount Slides with Optional 2-D & 3-D Adjustment Clips

**PRO**  
600 SERIES

- Full extension soft-close undermount drawer slides
- Slotted mounting holes for depth adjustment, ideal for inset applications
- 4-way and 6-way adjustment front locking devices available
- 2D Adjustment: Up/Down 0-3mm, Side-to-Side +/- 1.5mm
- 3D Adjustment: Up/Down 0-3mm, Side-to-Side +/- 1.5mm, Depth 0-3.5mm
- Slides made from cold rolled steel
- 32mm hole pattern
- Zinc finish
- BHMA, KCMA, & BIFMA rated
- 100lb. load rating
- Drawer slides sold in full boxes of 6 pairs

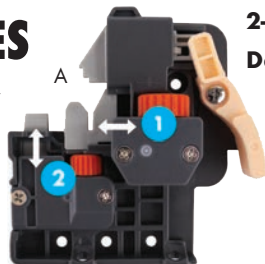
**TESTED OVER  
100,000 CYCLES  
TWICE THE  
INDUSTRY  
STANDARD!**

Item #	Length
PRO600-09	9"
PRO600-12	12"
PRO600-15	15"
PRO600-18	18"
PRO600-21	21"

PRO634 for 19mm Material Thickness	
Includes: 3-D Front Locking Device (with flange) and Rear Metal Brackets	
Item #	Length
PRO634-09B	9"
PRO634-12B	12"
PRO634-15B	15"
PRO634-18B	18"
PRO634-21B	21"

DSPRO600 Accessories			
	Description	Item #	Sold By
A	2-D Front Locking Device, LH and RH	PRO600-FCLIP2D	PR
B	3-D Front Locking Device, LH and RH	PRO600-FCLIP3D	PR
-	2-D Front Locking Device, LH and RH, No Flange	PRO600-FCLIP2D-NF	PR
	3-D Front Locking Device, LH and RH, No Flange	PRO600-FCLIP3D-NF	PR
	Narrow Front Clip, 2 Way Adjustment	PRO600-FCLIPNARROW	PR
C	Rear Metal Face Frame Bracket	PRO600-RB	EA

### ACCESSORIES Sold Separately



#### 2-D Front Locking Device

1. Side: +1.5mm
2. Up & Down: 0-3mm



#### 3-D Front Locking Device

1. Side: +1.5mm
2. Up & Down: 0-3mm
3. Depth: 0-3.5mm





## PRO 600 Heavy Duty Undermount Drawer Slides

**PRO**  
600 SERIES

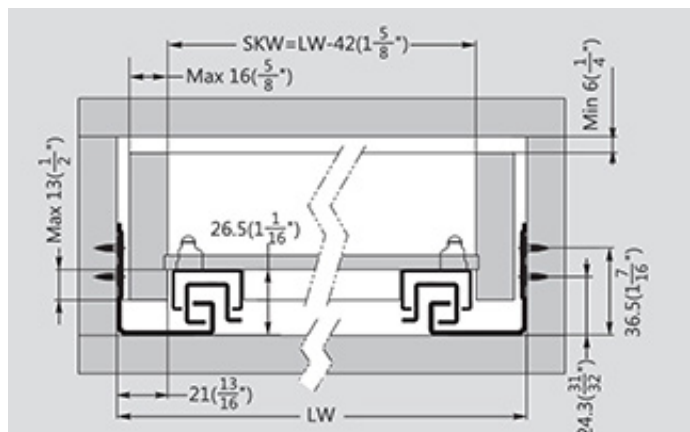
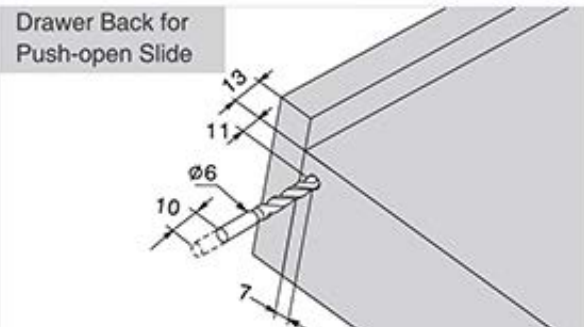
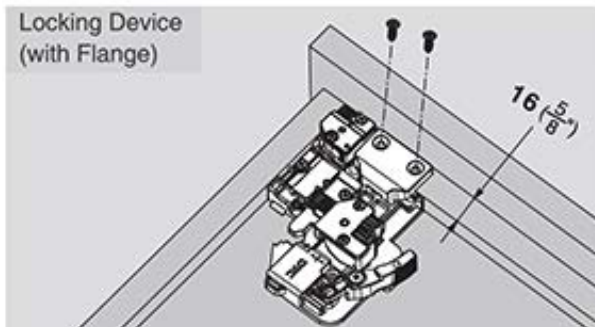
- 150 lb load capacity
- 6-way front clips included with drawer slides
- Available in 3 different lengths
- ANSI/KCMA/BIFMA certified
- Elongated holes for easy installation adjustments
- Bottom roller on cabinet member supports smooth and quiet movement
- Sold in full boxes only

### 3-D Front Locking Device




1. Side: +1.5mm
2. Up & Down: 0-3mm
3. Depth: 0-3.5mm

Item #	Description	Full Box Quantity
PRO600-24HD	24" Heavy Duty PRO 600 Undermount Slide w/Front Clips	3
PRO600-27HD	27" Heavy Duty PRO 600 Undermount Slide w/Front Clips	3
PRO600-30HD	30" Heavy Duty PRO 600 Undermount Slide w/Front Clips	3







## Bumpers

- Easy "Peel-Off" & "Quick Stick"
- Vibration and Shock Dampening
- Crack-Resistant and Resilient
- Non-Staining and Non-Marring
- RoHS Compliant
- Sold by the sheet in full bag quantities

NOTE: Items with "SD" in item number denote "Sound Dampening"



	Item #	Color	Size	Bumpers per Sheet	Sheets per Bag
<b>Hemispherical</b>					
A	WRBS02-BLK	Black	0.437" Dia x 0.2"H	50	5
	WRBS02-BRN	Brown	0.437" Dia x 0.2"H	50	5
	WRBS02-CLR	Clear	0.437" Dia x 0.2"H	50	5
	WRBS02-WHT	White	0.437" Dia x 0.2"H	50	5
	WRBS12-BLK	Black	0.375" Dia x 0.15"H	50	6
	WRBS12-CLR	Clear	0.375" Dia x 0.15"H	50	6
	WRBS12SD-CLR	Clear	0.375" Dia x 0.15"H	50	6
	WRBS12-WHT	White	0.375" Dia x 0.15"H	50	6
	WRBS27-CLR	Clear	0.335" Dia x 0.85"H	75	6
	WRBS07-BLK	Black	0.312" Dia x 0.085"H	75	6
	WRBS07-CLR	Clear	0.312" Dia x 0.085"H	75	6
WRBS07-WHT	White	0.312" Dia x 0.085"H	75	6	
<b>Specialty</b>					
B	WRBS33-CLR	Clear	0.5" Dia x 0.14"H	50	4
	WRBS58-CLR	Clear	0.5" Dia x 0.2"H	50	4
<b>Cylindrical</b>					
C	WRBS80-CLR	Clear	0.65" Dia x 0.4"H	32	4
	WRBS01-BLK	Black	0.5" Dia x 0.14"H	50	4
	WRBS01-BRN	Brown	0.5" Dia x 0.14"H	50	4
	WRBS01-CLR	Clear	0.5" Dia x 0.14"H	50	4
	WRBS01SD-CLR	Clear	0.5" Dia x 0.14"H	50	4
	WRBS01-WHT	White	0.5" Dia x 0.14"H	50	4
	WRBS06-BLK	Black	0.5" Dia x 0.25"H	50	4
	WRBS06-CLR	Clear	0.5" Dia x 0.25"H	50	4
	WRBS34-BLK	Black	0.4" Dia x 0.125"H	40	7
	WRBS34-CLR	Clear	0.4" Dia x 0.125"H	40	7
	WRBS34-WHT	White	0.4" Dia x 0.125"H	40	7
WRBS67-CLR	Clear	0.375" Dia x 0.19"H	50	5	
<b>Square</b>					
D	WRBS32-BLK	Black	0.5" Sq x 0.12"H	50	4
	WRBS32-CLR	Clear	0.5" Sq x 0.12"H	50	4

**EZ-Kick Metal ADA Toe Kicks**



**Perfect solution to complying with the Americans with Disabilities Act (ADA)**

EZ-Kick Toe Kick's 18 gauge steel powder coated brackets allows the toe kick to swing out with the cabinet door allowing unimpeded access for wheel chairs to sink, counter, desk, or other work areas.

- Two offsets available: 3", 4"
- Two colors available: Black and White powdercoat




Item #	Description	Finish
EZ2000-3WH	Toe Kick with 3" Offset, Includes: (1) 12" Left, (1) 12" Right Toe Kick and (8) screws	White
EZ2000-3BK	Toe Kick with 3" Offset, Includes: (1) 12" Left, (1) 12" Right Toe Kick and (8) screws	Black
EZ2000-4WH	Toe Kick with 4" Offset, Includes: (1) 12" Left, (1) 12" Right Toe Kick and (8) screws	White
EZ2000-4BK	Toe Kick with 4" Offset, Includes: (1) 12" Left, (1) 12" Right Toe Kick and (8) screws	Black

**VISIT US TODAY AT**  
**WURTHLOUISANDCOMPANY.COM**  
**YOUR ONE STOP SHOP**

For all your woodworking & PPE needs!

[www.wurthlouisandcompany.com](http://www.wurthlouisandcompany.com)  
 800-422-4389



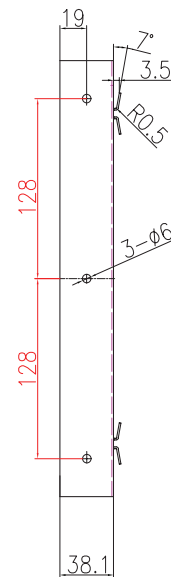
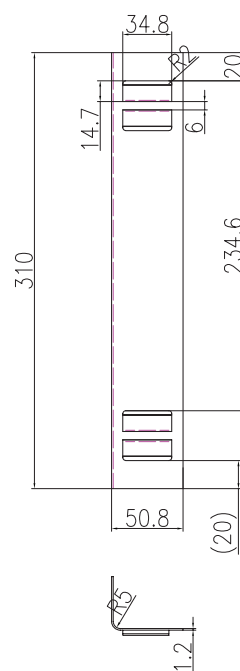

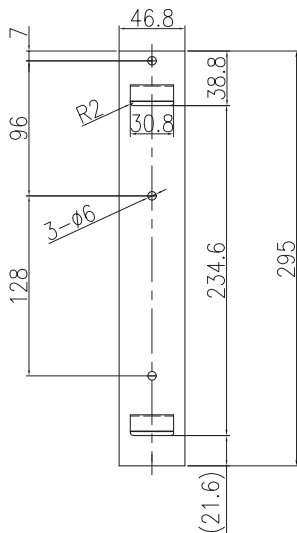
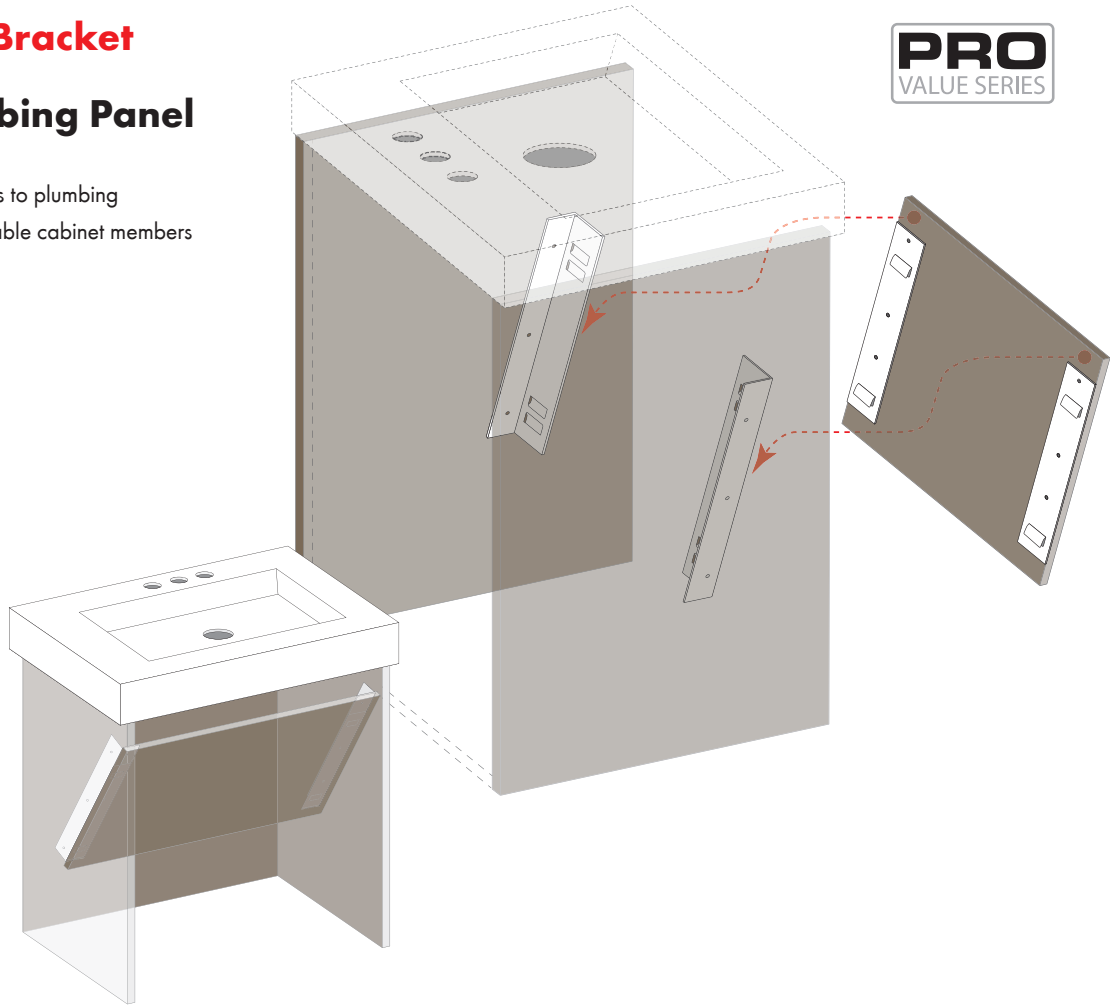
## ADA Modesty Panel Bracket

### For Removable Plumbing Panel

- Powder coated white
- Lift and pull to remove for easy access to plumbing
- 2 panel members and 2 interchangeable cabinet members included
- 2mm adjustment side to side
- Uses 5mm Euro Screw
- Patent Pending
- 12 per box. Available any quantity.

**PRO**  
VALUE SERIES

<b>Item #</b>
DDLMPB-WH





## Shelf & Countertop Supports Rigid, Heavy Duty



- Load rating 1,000 lbs. per pair
  - 1/8" steel
  - Multiple 1/4" mounting hole locations (mounting hardware not included)
  - For use in workbenches, workstations, garage storage, ADA stations, computer stations, etc.
  - Reversible design makes brackets versatile and easy to use
  - Packaged in equal quantities of "rights" and "lefts"
  - The six larger sizes have a 3" x 3" - 45° notch that allows for wall cleat and wire run clearance
- Note: (B) sold in full box quantities only.

Almond Item #	Black Item #	Gray Item #	White Item #	Box Qty
<b>5" Shelf Length X 8" Wall Length</b>				
FUTWB-5X8AL	FUTWB-5X8BL	-	FUTWB-5X8WH	1 Pair
FUTWB-5X8ALB	FUTWB-5X8BLB	FUTWB-5X8GRB	FUTWB-5X8WHB	5 Pair
<b>8" Shelf Length X 12" Wall Length</b>				
FUTWB-8X12AL	FUTWB-8X12BL	FUTWB-8X12GR	FUTWB-8X12WH	5 Pair
FUTWB-8X12ALB	FUTWB-8X12BLB	FUTWB-8X12GRB	FUTWB-8X12WHB	1 Pair
<b>12" Shelf Length X 18" Wall Length</b>				
FUTWB-12X18AL	FUTWB-12X18BL	FUTWB-12X18GR	FUTWB-12X18WH	1 Pair
FUTWB-12X18ALB	FUTWB-12X18BLB	-	FUTWB-12X18WHB	3 Pair
<b>15" Shelf Length X 21" Wall Length</b>				
FUTWB-15X21AL	FUTWB-15X21BL	FUTWB-15X21GR	FUTWB-15X21WH	1 Pair
FUTWB-15X21ALB	FUTWB-15X21BLB	FUTWB-15X21GRB	FUTWB-15X21WHB	3 Pair
<b>18" Shelf Length X 18" Wall Length</b>				
FUTWB-18X18AL	FUTWB-18X18BL	FUTWB-18X18GR	FUTWB-18X18WH	1 Pair
FUTWB-18X18ALB	FUTWB-18X18BLB	FUTWB-18X18GRB	FUTWB-18X18WHB	3 Pair
<b>18" Shelf Length X 24" Wall Length</b>				
FUTWB-18X24AL	FUTWB-18X24BL	FUTWB-18X24GR	FUTWB-18X24WH	1 Pair
FUTWB-18X24ALB	FUTWB-18X24BLB	FUTWB-18X24GRB	FUTWB-18X24WHB	3 Pair
<b>24" Shelf Length X 24" Wall Length</b>				
-	FUTWB-24X24BL	FUTWB-24X24GR	FUTWB-24X24WH	1 Pair
FUTWB-24X24ALB	FUTWB-24X24BLB	-	FUTWB-24X24WHB	3 Pair
<b>24" Shelf Length X 29" Wall Length</b>				
FUTWB-24X29AL	FUTWB-24X29BL	FUTWB-24X29GR	FUTWB-24X29WH	1 Pair
FUTWB-24X29ALB	FUTWB-24X29BLB	FUTWB-24X29GRB	FUTWB-24X29WHB	2 Pair

## Concealed Brackets

- 1/4" steel
- Includes mounting hardware 3/8" x 4" carriage bolts, hex nuts and flat washers
- Mounts directly to wall studs
- Load limit over 1,000 lb. per pair
- All welds on reverse for easy, clean install

Note: Sold in full box quantities only.



Item #	Depth	Overall Height	Color	Box Qty
<b>9" Support Arm Length</b>				
PROWCB-09AL	9"	12"	Almond	2 Each
PROWCB-09BL	9"	12"	Black	2 Each
PROWCB-09GR	9"	12"	Gray	2 Each
PROWCB-09WH	9"	12"	White	2 Each
<b>12" Support Arm Length</b>				
PROWCB-12AL	12"	12"	Almond	2 Each
PROWCB-12BL	12"	12"	Black	2 Each
PROWCB-12GR	12"	12"	Gray	2 Each
PROWCB-12WH	12"	12"	White	2 Each
<b>18" Support Arm Length</b>				
PROWCB-18AL	18"	18"	Almond	2 Each
PROWCB-18BL	18"	18"	Black	2 Each
PROWCB-18GR	18"	18"	Gray	2 Each
PROWCB-18WH	18"	18"	White	2 Each
<b>24" Support Arm Length</b>				
PROWCB-24AL	24"	18"	Almond	2 Each
PROWCB-24BL	24"	18"	Black	2 Each
PROWCB-24GR	24"	18"	Gray	2 Each
PROWCB-24WH	24"	18"	White	2 Each

## Concealed Brackets With Upper Extension

- 1/4" steel
- Includes mounting hardware 3/8" x 4" carriage bolts, hex nuts and flat washers
- Mounts directly to wall studs
- Load limit over 1,000 lb. per pair
- All welds on reverse for easy, clean install

Note: Sold in full box quantities only.



Item #	Depth	Overall Height	Color	Box Qty
<b>9" Support Arm Length</b>				
PROWCBE-09BL	9"	20"	Black	2 Each
PROWCBE-09WH	9"	20"	White	2 Each
<b>12" Support Arm Length</b>				
PROWCBE-12BL	12"	20"	Black	2 Each
PROWCBE-12WH	12"	20"	White	2 Each
<b>18" Support Arm Length</b>				
PROWCBE-18BL	18"	26"	Black	2 Each
PROWCBE-18WH	18"	26"	White	2 Each
<b>24" Support Arm Length</b>				
PROWCBE-24BL	24"	26"	Black	2 Each
PROWCBE-24WH	24"	26"	White	2 Each

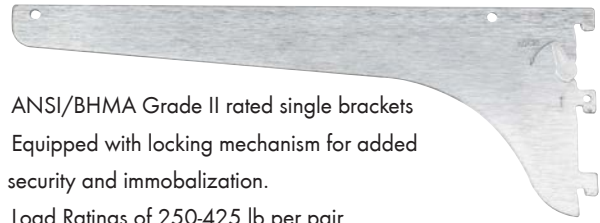
### PRO Value Single Standards

- ANSI/BHMA Grade II rated single standards
- Standard single slots are spaced in 2" increments
- Material: Heavy Duty 12-gauge steel
- Finish: Zinc
- Dimensions: 7/8"W x 11/16"D
- Packaging: Full boxes of 10 standards.  
Available any quantity.

Standard Item #	Size
PROSSNGL-24ZC	24"
PROSSNGL-30ZC	30"
PROSSNGL-36ZC	36"
PROSSNGL-48ZC	48"
PROSSNGL-60ZC	60"
PROSSNGL-72ZC	72"
PROSSNGL-84ZC	84"
PROSSNGL-96ZC	96"



### PRO Value Single Brackets



- ANSI/BHMA Grade II rated single brackets
- Equipped with locking mechanism for added security and immobilization.
- Load Ratings of 250-425 lb per pair (based on length of bracket)
- Material: Heavy Duty 12-gauge steel
- Finish: Zinc
- Packaging: Full boxes of 20 brackets. Available any quantity.

Bracket Item #	Size
PROBSNGL-08ZC	8"
PROBSNGL-10ZC	10"
PROBSNGL-12ZC	12"
PROBSNGL-14ZC	14"
PROBSNGL-16ZC	16"
PROBSNGL-18ZC	18"
PROBSNGL-20ZC	20"
PROBSNGL-22ZC	22"
PROBSNGL-24ZC	24"

### PRO Value Premier Double Standards

- ANSI/BHMA Grade II rated double standards
- Standard double slots are spaced in 1" increments
- Pre-drilled for ease of installation and a smooth finish
- Material: 14-gauge steel
- Finish: White
- Dimensions: 1.05" W x 0.69" D
- Packaging: Full boxes of 10 standards.  
Available any quantity.

Standard Item #	Size
PROSPRDBL-16WH	16.5"
PROSPRDBL-28WH	28"
PROSPRDBL-39WH	39"
PROSPRDBL-48WH	48"
PROSPRDBL-63WH	63"
PROSPRDBL-78WH	78"
PROSPRDBL-94WH	94"

### PRO Value Premier Double Brackets



- ANSI/BHMA Grade II rated double brackets
- Load Ratings of 200-425 lb per pair (based on length of bracket)
- Material: 14-gauge steel
- Finish: White
- Packaging: Full boxes of 10 brackets. Available any quantity.

Bracket Item #	Size
PROBPRDBL-05WH	5"
PROBPRDBL-07WH	7"
PROBPRDBL-09WH	9"
PROBPRDBL-10WH	10.5"
PROBPRDBL-12WH	12.5"
PROBPRDBL-14WH	14.5"
PROBPRDBL-18WH	18.5"
PROBPRDBL-24WH	24.5"

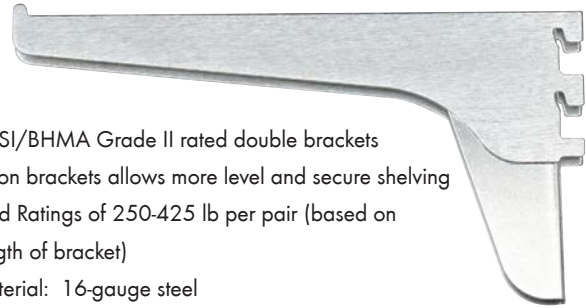


### Pro Value Double Standards

- ANSI/BHMA Grade II rated double standards
- Standard double slots are spaced in 1" increments
- Material: 16-gauge steel
- Finish: Zinc
- Dimensions: 1-1/4" W x 1/2" D
- Packaging: Full boxes of 20 standards (sizes: 24" - 60") and 10 standards (sizes: 72" - 96"). Available any quantity.

Standard Item #	Size
PROSDBL-24ZC	24"
PROSDBL-36ZC	36"
PROSDBL-48ZC	48"
PROSDBL-60ZC	60"
PROSDBL-72ZC	72"
PROSDBL-84ZC	84"
PROSDBL-96ZC	96"

### Pro Value Double Brackets



- ANSI/BHMA Grade II rated double brackets
- Lip on brackets allows more level and secure shelving
- Load Ratings of 250-425 lb per pair (based on length of bracket)
- Material: 16-gauge steel
- Finish: Zinc
- Packaging: Full boxes of 20 brackets. Available any quantity.

Bracket Item #	Size
PROBDBL-08ZC	8"
PROBDBL-10ZC	10"
PROBDBL-12ZC	12"
PROBDBL-14ZC	14"
PROBDBL-16ZC	16"
PROBDBL-18ZC	18"
PROBDBL-20ZC	20"
PROBDBL-22ZC	22"
PROBDBL-24ZC	24"



### Pro Value Pilasters & Clips

- ANSI/BHMA Grade II rated single pilasters
- Designed to hold various shelf materials such as glass, particle board, and wood
- Spaced in 1/2" increments for stability
- Pre-drilled nail holes and stamped numbers for easy installation
- Finish: Zinc
- Load rating of 100 lb
- Packaging: Full boxes of 10 pilasters. Available any quantity.




Pilaster Item #	Size
PROPILSTR-18ZC	18"
PROPILSTR-24ZC	24"
PROPILSTR-30ZC	30"
PROPILSTR-36ZC	36"
PROPILSTR-48ZC	48"

Pilaster Item #	Size
PROPILSTR-60ZC	60"
PROPILSTR-72ZC	72"
PROPILSTR-84ZC	84"
PROPILSTR-96ZC	96"



Clip Item #	Box Qty	Clip Item #	Box Qty
PROCLIP-ZC	100	PROCLIP-BZC	1000



### Pro 0.8W LED Tape

- 0.8 Watt per 12", 12 V, Bulb Life: 25,000 hrs.
- 100° Beam Spread, 1 Year Warranty
- Size: 16.4' L x 3/8" W x 5/64" H (can be cut every 4")
- **Required Component:** 79" Lead Cord - sold separately below (B)
- **Required Component:** Dimmable Driver - If you are dimming from a wall dimmer sold separately below (C or D) **-OR-**
- **Required Component:** Power Supply - If you are **NOT** dimming from a wall dimmer sold separately on next page (G)




Item #	Description
A	PROPT08W-3R Pro 0.8W LED Tape, 16.4' Roll, 12 Volts, Warm White (3000K)
	PROPT08W-5R Pro 0.8W LED Tape, 16.4' Roll, 12 Volts, Cool White (5000K)
<b>Required Component - Must purchase to get power to PRO 0.8W LED Tape</b>	
B	PROPTPCL-79IN 79" Lead Cord, Connects Tape to Power Supply

### Required Component - If you are dimming from a wall dimmer.

Note: Must purchase Hardwire Power Supply with Wall Dimmer Switches.

Used to dim LED Tape with a Wall Dimmer.  
Hardwire directly to a wall dimmer switch.



Item#	Description	Tape Capacity
<b>Required Component - If you are dimming from a wall dimmer</b>		
C	RVDCE30D-CON 30W, 12V Dim Driver w/6 AMP Ports	37.5'
	RVDCE60D-CON 60W, 12V Dim Driver w/6 AMP Ports	75'
<b>LED Wall Dimmer Switches</b>		
D	PROPRODIAVAWH 150W, Lutron Diva® C•L™ Dimmer w/out plate	
E	PROPROSKYWWH 150W, Lutron Skylark Contour C•L™ Dim w/out plate	




## Pro 0.8W LED Tape




### Power Supplies




**Required Component**  
If you are **not** dimming from a wall dimmer




### Dimmer Switches



### On/Off Switches




### Accessories



Item#	Description	Tape Cap.	
<b>Required Component - If you are NOT dimming from a wall dimmer</b>			
F	RVDC-EQ30	30W, 12V Power Supply w/6 AMP Ports	37.5'
	RVDC-EQ60	60W, 12V Power Supply w/6 AMP Ports	75'
<b>12V Dimmer Switches (Used with Power Supply)</b>			
G	PROSQRD-NI	60W, Sq. Touch Dimmer w/96" Input - 6" Output Wires	
H	PRORNDTD-NI	60W, Round Touch Dimmer w/79" Input - 6" Output Wires	
I	PROROTDIM-BL	48W, Rotary Dimmer w/79" Input - 8" Output Wires	
<b>12V On/Off Switches (Used with Power Supply)</b>			
J	PRORNDSDS-NI	60W, Round Door Sensor w/79" Input - 6" Output Wires	
K	PRORNDPS-NI	60W, Rnd Proximity Switch w/79" Input - 6" Output Wires	
L	PRORNDON-BL	60W, Rnd On/Off Switch w/79" Input - 6" Output Wires	

### Accessories

Linking Wires		
M	PROPTCON-2IN	2" Linking Wire, Links Two Tapes Together
	PROPTCON-6IN	6" Linking Wire, Links Two Tapes Together
	PROPTCON-10IN	10" Linking Wire, Links Two Tapes Together
	PROPTCON-24IN	24" Linking Wire, Links Two Tapes Together
	PROPTCON-48IN	48" Linking Wire, Links Two Tapes Together
	PROPTCON-72IN	72" Linking Wire, Links Two Tapes Together
Connectors for Creating Custom Lengths of Linking Wire		
N	PROPTCIC-WH	Custom Interlink Connectors (CIC), Used to Create Custom Lengths of Linking Wire, Packed in Pairs
O	PROPWIRE25-RB	25' Roll, 18 Gauge Wire, Red/Black Color
End-To-End Connector		
P	PROPTBTB-WH	End-To-End Connector
Extension Cords		
Q	PROEXTCON-3IN	3" Extension Cord
	PROEXTCON-6IN	6" Extension Cord
	PROEXTCON-10IN	10" Extension Cord
	PROEXTCON-24IN	24" Extension Cord
	PROEXTCON-48IN	48" Extension Cord
	PROEXTCON-72IN	72" Extension Cord
PROEXTCON-96IN	96" Extension Cord	



### Pro 1.5W LED Tape

- 1.5 Watts per 12", 12 V, Bulb Life: 25,000 hours
- 100° Beam Spread, 1 Year Warranty
- Size: 16.4'L x 3/8"W x 5/64"H (can be cut every 2")
- **Required Component:** 79" Lead Cord - sold separately below (B)
- **Required Component:** Dimmable Driver - If you are dimming from a wall dimmer - sold separately below (C or D) **-OR-**
- **Required Component:** Power Supply - If you are **NOT** dimming from a wall dimmer - sold separately on next page (G)




	Item #	Description
A	PROPT15W-3R	Pro 1.5W LED Tape, 16.4' Roll, 79" Lead Cord Sold Separately, 12 Volts, Warm White (3000K)
	PROPT15W-5R	Pro 1.5W LED Tape, 16.4' Roll, 79" Lead Cord Sold Separately, 12 Volts, Cool White (5000K)
<b>Required Component - Must purchase to get power to PRO 1.5W LED Tape</b>		
B	PROPTPCL-79IN	79" Lead Cord, Connects Tape to Power Supply

### Required Component - If you are dimming from a wall dimmer.

Note: Must purchase Hardwire Power Supply with Wall Dimmer Switches.

Used to dim LED Tape with a Wall Dimmer.  
Hardwire directly to a wall dimmer switch.



	Item #	Description	Tape Capacity
<b>Required Component - If you are dimming from a wall dimmer</b>			
C	RVDCE30D-CON	30W, 12V Dim Driver w/6 AMP Ports	20'
	RVDCE60D-CON	60W, 12V Dim Driver w/6 AMP Ports	40'
<b>LED Wall Dimmer Switches</b>			
D	PROPRODIVAWH	150W, Lutron Diva® C•L™ Dimmer w/out plate	
E	PROPROSKYWWH	150W, Lutron Skylark Contour C•L™ Dim w/out plate	


## Pro 1.5W LED Tape




### Power Supplies




**Required Component**  
If you are **not** dimming from a wall dimmer




### Dimmer Switches



### On/Off Switches



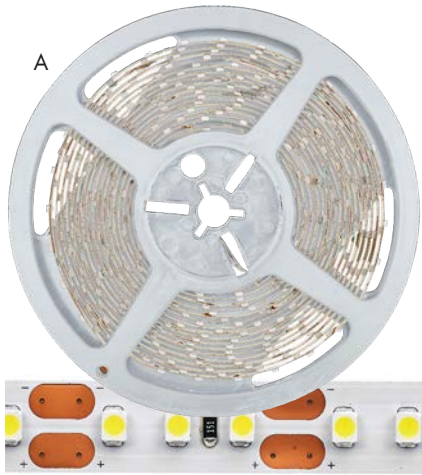
### Accessories



	Item#	Description	Tape Cap.
<b>Required Component - If you are NOT dimming from a wall dimmer</b>			
F	RVDC-EQ30	30W, 12V Power Supply w/6 AMP Ports	20'
	RVDC-EQ60	60W, 12V Power Supply w/6 AMP Ports	40'
<b>12V Dimmer Switches (Used with Power Supply)</b>			
G	PROSQRTD-NI	60W, Sq. Touch Dimmer w/96" Input - 6" Output Wires	
H	PRORNDTD-NI	60W, Round Touch Dimmer w/79" Input - 6" Output Wires	
I	PROROTDIM-BL	48W, Rotary Dimmer w/79" Input - 8" Output Wires	
<b>12V On/Off Switches (Used with Power Supply)</b>			
J	PRORNDSDS-NI	60W, Round Door Sensor w/79" Input - 6" Output Wires	
K	PRORNDPS-NI	60W, Rnd Proximity Switch w/79" Input - 6" Output Wires	
L	PRORNDON-BL	60W, Rnd On/Off Switch w/79" Input - 6" Output Wires	

### Accessories

<b>Linking Wires</b>			
M	PROPTCON-2IN	2" Linking Wire, Links Two Tapes Together	
	PROPTCON-6IN	6" Linking Wire, Links Two Tapes Together	
	PROPTCON-10IN	10" Linking Wire, Links Two Tapes Together	
	PROPTCON-24IN	24" Linking Wire, Links Two Tapes Together	
	PROPTCON-48IN	48" Linking Wire, Links Two Tapes Together	
	PROPTCON-72IN	72" Linking Wire, Links Two Tapes Together	
<b>Connectors for Creating Custom Lengths of Linking Wire</b>			
N	PROPTCIC-WH	Custom Interlink Connectors (CIC), Used to Create Custom Lengths of Linking Wire, Packed in Pairs	
O	PROPWIRE25-RB	25' Roll, 18 Gauge Wire, Red/Black Color	
<b>End-To-End Connector</b>			
P	PROPTBTB-WH	End-To-End Connector	
<b>Extension Cords</b>			
Q	PROEXTCON-3IN	3" Extension Cord	
	PROEXTCON-6IN	6" Extension Cord	
	PROEXTCON-10IN	10" Extension Cord	
	PROEXTCON-24IN	24" Extension Cord	
	PROEXTCON-48IN	48" Extension Cord	
	PROEXTCON-72IN	72" Extension Cord	
	PROEXTCON-96IN	96" Extension Cord	



### Pro 3W LED Tape

- 3 Watts per 12", 12 Volts, Bulb Life: 25,000 hours
- 100° Beam Spread, 1 Year Warranty
- Size: 16.4'L x 3/8"W x 5/64"H (can be cut every 1")
- **Required Component:** 79" Lead Cord - sold separately below (B)
- **Required Component:** Dimmable Driver - If you are dimming from a wall dimmer - sold separately below (C or D) **-OR-**
- **Required Component:** Power Supply - If you are **NOT** dimming from a wall dimmer - sold separately on next page (G)




	Item #	Description
A	PROPT3W-3R	Pro 3W LED Tape, 16.4' Roll, 79" Lead Cord Sold Separately, 12 Volts, Warm White (3000K)
	PROPT3W-5R	Pro 3W LED Tape, 16.4' Roll, 79" Lead Cord Sold Separately, 12 Volts, Cool White (5000K)
<b>Required Component - Must purchase to get power to PRO 3W LED Tape</b>		
B	PROPTPCL-79IN	79" Lead Cord, Connects Tape to Power Supply



### Required Component - If you are dimming from a wall dimmer.

Note: Must purchase Hardwire Power Supply with Wall Dimmer Switches.

Used to dim LED Tape with a Wall Dimmer.  
Hardwire directly to a wall dimmer switch.



	Item #	Description	Tape Capacity
<b>Required Component - If you are dimming from a wall dimmer</b>			
C	RVDCE30D-CON	30W, 12V Dim Driver w/6 AMP Ports	10'
	RVDCE60D-CON	60W, 12V Dim Driver w/6 AMP Ports	20'
<b>LED Wall Dimmer Switches</b>			
D	PROPRODIVAWH	150W, Lutron Diva® C • L™ Dimmer w/out plate	
E	PROPROSKYWH	150W, Lutron Skylark Contour C • L™ Dim w/out plate	


## Pro 3W LED Tape




### Power Supplies




**Required Component**  
If you are **not** dimming from a wall dimmer




### Dimmer Switches



### On/Off Switches



### Accessories



Item#	Description	Tape Cap.	
<b>Required Component - If you are NOT dimming from a wall dimmer</b>			
F	RVDC-EQ30	30W, 12V Power Supply w/6 AMP Ports	10'
	RVDC-EQ60	60W, 12V Power Supply w/6 AMP Ports	20'
<b>12V Dimmer Switches (Used with Power Supply)</b>			
G	PROSQRTD-NI	60W, Sq. Touch Dimmer w/96" Input - 6" Output Wires	
H	PRORNDTD-NI	60W, Round Touch Dimmer w/79" Input - 6" Output Wires	
I	PROROTDIM-BL	48W, Rotary Dimmer w/79" Input - 8" Output Wires	
<b>12V On/Off Switches (Used with Power Supply)</b>			
J	PRORNDDS-NI	60W, Round Door Sensor w/79" Input - 6" Output Wires	
K	PRORNDPS-NI	60W, Rnd Proximity Switch w/79" Input - 6" Output Wires	
L	PRORNDON-BL	60W, Rnd On/Off Switch w/79" Input - 6" Output Wires	

### Accessories

Linking Wires		
M	PROPTCON-2IN	2" Linking Wire, Links Two Tapes Together
	PROPTCON-6IN	6" Linking Wire, Links Two Tapes Together
	PROPTCON-10IN	10" Linking Wire, Links Two Tapes Together
	PROPTCON-24IN	24" Linking Wire, Links Two Tapes Together
	PROPTCON-48IN	48" Linking Wire, Links Two Tapes Together
	PROPTCON-72IN	72" Linking Wire, Links Two Tapes Together
Connectors for Creating Custom Lengths of Linking Wire		
N	PROPTCIC-WH	Custom Interlink Connectors (CIC), Used to Create Custom Lengths of Linking Wire, Packed in Pairs
O	PROPWIRE25-RB	25' Roll, 18 Gauge Wire, Red/Black Color
End-To-End Connector		
P	PROPTBTB-WH	End-To-End Connector
Extension Cords		
Q	PROEXTCON-3IN	3" Extension Cord
	PROEXTCON-6IN	6" Extension Cord
	PROEXTCON-10IN	10" Extension Cord
	PROEXTCON-24IN	24" Extension Cord
	PROEXTCON-48IN	48" Extension Cord
	PROEXTCON-72IN	72" Extension Cord
	PROEXTCON-96IN	96" Extension Cord



### Pro 1.5W LED Splash Proof Tape



- 1.5 Watts per 12", 12 Volts, Bulb Life: 25,000 hours
- 100° Beam Spread, 1 Year Warranty
- Size: 16.4'L x 3/8"W x 5/64"H (can be cut every 2")
- **Required Component:** 79" Lead Cord - sold separately below (B)
- **Required Component:** Dimmable Driver - If you are dimming from a wall dimmer - sold separately below (C or D) **-OR-**
- **Required Component:** Power Supply - If you are **NOT** dimming from a wall dimmer - sold separately on next page (G)



PRO 1.5W LED Splash Proof Tape Accessories listed on following page ►

Item #	Description
A	PROPT15W-SP-3R Splash Proof Tape (Clear Plastic Covering over the Tape), 16.4' Roll, 12 Volts, Warm White (3000K)
	PROPT15W-SP-5R Splash Proof Tape (Clear Plastic Covering over the Tape), 16.4' Roll, 12 Volts, Cool White (5000K)
<b>Required Component - Must purchase to get power to PRO 1.5W LED Splash Proof Tape</b>	
B	PROPTPCL-79IN 79" Lead Cord, Connects Tape to Power Supply



### Required Component - If you are dimming from a wall dimmer.

Note: Must purchase Hardwire Power Supply with Wall Dimmer Switches.

Used to dim LED Tape with a Wall Dimmer.  
Hardwire directly to a wall dimmer switch.



D



E



Item #	Description	Tape Capacity
<b>Required Component - If you are dimming from a wall dimmer</b>		
C	RVDCE30D-CON 30W, 12V Dim Driver w/6 AMP Ports	20'
	RVDCE60D-CON 60W, 12V Dim Driver w/6 AMP Ports	40'
<b>LED Wall Dimmer Switches</b>		
D	PROPRODIVAWH 150W, Lutron Diva® C • L™ Dimmer w/out plate	
E	PROPROSKYWVH 150W, Lutron Skylark Contour C • L™ Dim w/out plate	


## Pro 1.5W LED Splash Proof Tape




### Power Supplies




**Required Component**  
If you are **not** dimming from a wall dimmer




### Dimmer Switches



### On/Off Switches



### Accessories



Item#	Description	Tape Cap.	
<b>Required Component - If you are NOT dimming from a wall dimmer</b>			
F	RVDC-EQ30	30W, 12V Power Supply w/6 AMP Ports	20'
	RVDC-EQ60	60W, 12V Power Supply w/6 AMP Ports	40'
<b>12V Dimmer Switches</b> (Used with Power Supply)			
G	PROSQRTD-NI	60W, Sq. Touch Dimmer w/96" Input - 6" Output Wires	
H	PRORNDTD-NI	60W, Round Touch Dimmer w/79" Input - 6" Output Wires	
I	PROROTDIM-BL	48W, Rotary Dimmer w/79" Input - 8" Output Wires	
<b>12V On/Off Switches</b> (Used with Power Supply)			
J	PRORNDDS-NI	60W, Round Door Sensor w/79" Input - 6" Output Wires	
K	PRORNDPS-NI	60W, Rnd Proximity Switch w/79" Input - 6" Output Wires	
L	PRORNDON-BL	60W, Rnd On/Off Switch w/79" Input - 6" Output Wires	

### Accessories

Linking Wires		
M	PROPTCON-2IN	2" Linking Wire, Links Two Tapes Together
	PROPTCON-6IN	6" Linking Wire, Links Two Tapes Together
	PROPTCON-10IN	10" Linking Wire, Links Two Tapes Together
	PROPTCON-24IN	24" Linking Wire, Links Two Tapes Together
	PROPTCON-48IN	48" Linking Wire, Links Two Tapes Together
	PROPTCON-72IN	72" Linking Wire, Links Two Tapes Together
Connectors for Creating Custom Lengths of Linking Wire		
N	PROPTCIC-WH	Custom Interlink Connectors (CIC), Used to Create Custom Lengths of Linking Wire, Packed in Pairs
O	PROPWIRE25-RB	25' Roll, 18 Gauge Wire, Red/Black Color
End-To-End Connector		
P	PROPTBTB-WH	End-To-End Connector
Extension Cords		
Q	PROEXTCON-3IN	3" Extension Cord
	PROEXTCON-6IN	6" Extension Cord
	PROEXTCON-10IN	10" Extension Cord
	PROEXTCON-24IN	24" Extension Cord
	PROEXTCON-48IN	48" Extension Cord
	PROEXTCON-72IN	72" Extension Cord
	PROEXTCON-96IN	96" Extension Cord

## Pro 1.5W LED Stick



- 1.5 Watts, 12 Volts, Bulb Life: 25,000 hours
- Each 1.5W LED Stick includes a 79" Lead Cord and Install Brackets
- 90° Beam Spread, 1 Year Warranty



- **Required Component:** Dimmable Driver - If you are dimming from a wall dimmer - sold separately below (B or C) **-OR-**
- **Required Component:** Power Supply - If you are **NOT** dimming from a wall dimmer - sold separately below (F)



Item #	Description
A PRO11SK15W-3PL	Pro 1.5W LED Stick, 11"L, Includes 79" Lead Cord and Install Brackets, 12 Volts, Warm White (3000K)
A PRO11SK15W-5PL	Pro 1.5W LED Stick, 11"L, Includes 79" Lead Cord and Install Brackets, 12 Volts, Cool White (5000K)



Item #	Description	Stick Capacity
<b>Required Component - If you are dimming from a wall dimmer</b>		
B RVDCE30D-CON	30W, 12V Dim Driver w/6 AMP Ports	20'
B RVDCE60D-CON	60W, 12V Dim Driver w/6 AMP Ports	40'
<b>LED Wall Dimmers used with Dimmable Drivers</b>		
C PROPRODIVAWH	150W, Lutron Diva® C•L™ Dimmer without plate	
D PROPROSKYWH	150W, Lutron Skylark Contour C•L™ Dim without plate	
<b>Required Component - If you are NOT dimming from a wall dimmer</b>		
E RVDC-EQ30	30W, 12V Power Supply w/6 AMP Ports	20'
E RVDC-EQ60	60W, 12V Power Supply w/6 AMP Ports	40'
<b>12V Dimmer Switches &amp; On/Off Switches (Used with Power Supplies)</b>		
F PROSQRTD-NI	60W, Sq. Touch Dimmer w/96" Input - 6" Output Wires	
G PRORNDTD-NI	60W, Round Touch Dimmer w/79" Input - 6" Output Wires	
G PRORNDPS-NI	60W, Rnd Proximity Switch w/79" Input - 6" Output Wires	
G PRORNDDS-NI	60W, Round Door Sensor w/79" Input - 6" Output Wires	
H PROROTDIM-BL	48W, Rotary Dimmer w/79" Input - 8" Output Wires	
I PRORNDON-BL	60W, Rnd On/Off Switch w/79" Input - 6" Output Wires	

Linking Wires (Links 2 Sticks Together)		
Item #	Size	
J PROSKLNK-2IN	2"	
J PROSKLNK-6IN	6"	
J PROSKLNK-10IN	10"	
J PROSKLNK-24IN	24"	
J PROSKLNK-48IN	48"	
J PROSKLNK-72IN	72"	
J PROSKLNK-96IN	96"	

Extension Cords		
Item #	Size	
K PROEXTCON-3IN	3"	
K PROEXTCON-6IN	6"	
K PROEXTCON-10IN	10"	
K PROEXTCON-24IN	24"	
K PROEXTCON-48IN	48"	
K PROEXTCON-72IN	72"	
K PROEXTCON-96IN	96"	




## Pro 3W LED Stick

- 3 Watts, 12 Volts, Bulb Life: 25,000 hours
- Each 3W LED Stick includes a 79" Lead Cord and Install Brackets and Install Brackets
- 90° Beam Spread, 1 Year Warranty
- **Required Component:** Dimmable Driver - If you are dimming from a wall dimmer - sold separately below (B or C) **-OR-**
- **Required Component:** Power Supply - If you are **NOT** dimming from a wall dimmer - sold separately below (F)



Item #	Description
A	PRO11SK3W-3PL Pro 3W LED Stick, 11"L, Includes 79" Lead Cord and Install Brackets, 12 Volts, Warm White (3000K)
	PRO11SK3W-5PL Pro 3W LED Stick, 11"L, Includes 79" Lead Cord and Install Brackets, 12 Volts, Cool White (5000K)




Item #	Description	Stick Capacity
<b>Required Component - If you are dimming from a wall dimmer</b>		
B	RVDCE30D-CON 30W, 12V Dim Driver w/6 AMP Ports	10'
	RVDCE60D-CON 60W, 12V Dim Driver w/6 AMP Ports	20'
<b>LED Wall Dimmers used with Dimmable Drivers</b>		
C	PROPRODIVAWH 150W, Lutron Diva® C•L™ Dimmer without plate	
D	PROPROSKYWH 150W, Lutron Skylark Contour C•L™ Dim without plate	
<b>Required Component - If you are NOT dimming from a wall dimmer</b>		
E	RVDC-EQ30 30W, 12V Power Supply w/6 AMP Ports	10'
	RVDC-EQ60 60W, 12V Power Supply w/6 AMP Ports	20'
<b>12V Dimmer Switches &amp; On/Off Switches (Used with Power Supplies)</b>		
F	PROSQRTD-NI 60W, Sq. Touch Dimmer w/96" Input - 6" Output Wires	
	PRORNDTD-NI 60W, Round Touch Dimmer w/79" Input - 6" Output Wires	
G	PRORNDPS-NI 60W, Rnd Proximity Switch w/79" Input - 6" Output Wires	
	PRORNDSDS-NI 60W, Round Door Sensor w/79" Input - 6" Output Wires	
H	PROROTDIM-BL 48W, Rotary Dimmer w/79" Input - 8" Output Wires	
I	PRORNDON-BL 60W, Rnd On/Off Switch w/79" Input - 6" Output Wires	

Linking Wires (Links 2 Sticks Together)		
Item #	Size	
J	PROSKLNK-2IN	2"
	PROSKLNK-6IN	6"
	PROSKLNK-10IN	10"
	PROSKLNK-24IN	24"
	PROSKLNK-48IN	48"
	PROSKLNK-72IN	72"
	PROSKLNK-96IN	96"



Extension Cords		
Item #	Size	
K	PROEXTCON-3IN	3"
	PROEXTCON-6IN	6"
	PROEXTCON-10IN	10"
	PROEXTCON-24IN	24"
	PROEXTCON-48IN	48"
	PROEXTCON-72IN	72"
	PROEXTCON-96IN	96"

## Pro 2W LED Puck

- 2 Watts, 12 Volts, Bulb Life: 25,000 hours
  - Size: 2-1/4" Diameter Bore Hole x 1/2" Height
  - 53° Beam Spread, 1 Year Warranty
  - **Required Component:** Dimmable Driver - If dimming from a wall dimmer - sold separately below (B or C) **-OR-**
  - **Required Component:** Power Supply - If you are **NOT** dimming from a wall dimmer - sold separately below (F)
- Includes attached 79" Connecting Cable



Item #	Description
A	PROPK2W-3NI Pro 2W LED Puck w/ 79" cord, 12 Volts, Recess Mount, Warm White (3000K), Nickel Finish
	PROPK2W-5NI Pro 2W LED Puck w/ 79" cord, 12 Volts, Recess Mount, Cool White (5000K), Nickel Finish



Item #	Description	Stick Capacity
<b>Required Component - If you are dimming from a wall dimmer</b>		
B	RVDCE30D-CON 30W, 12V Dim Driver w/6 AMP Ports	15'
	RVDCE60D-CON 60W, 12V Dim Driver w/6 AMP Ports	30'
<b>LED Wall Dimmers used with Dimmable Drivers</b>		
C	PROPRODIAVWH 150W, Lutron Diva® C•L™ Dimmer without plate	
D	PROPROSKYWH 150W, Lutron Skylark Contour C•L™ Dim without plate	
<b>Required Component - If you are NOT dimming from a wall dimmer</b>		
E	RVDC-EQ30 30W, 12V Power Supply w/6 AMP Ports	15'
	RVDC-EQ60 60W, 12V Power Supply w/6 AMP Ports	30'
<b>12V Dimmer Switches &amp; On/Off Switches (Used with Power Supplies)</b>		
F	PROSQRTD-NI 60W, Sq. Touch Dimmer w/96" Input - 6" Output Wires	
	PRORNDTD-NI 60W, Round Touch Dimmer w/79" Input - 6" Output Wires	
G	PRORNDPS-NI 60W, Rnd Proximity Switch w/79" Input - 6" Output Wires	
	PRORNDSD-NI 60W, Round Door Sensor w/79" Input - 6" Output Wires	
H	PROROTDIM-BL 48W, Rotary Dimmer w/79" Input - 8" Output Wires	
I	PRORNDON-BL 60W, Rnd On/Off Switch w/79" Input - 6" Output Wires	


Surface Mount Ring	
Item #	Description
J	PROPKSMR-NI PRO LED Puck Surface Mount Ring, Nickel Finish

Extension Cords				
	Item #	Size	Item #	Size
K	PROEXTCON-3IN	3" Extension Cord	PROEXTCON-48IN	48" Extension Cord
	PROEXTCON-6IN	6" Extension Cord	PROEXTCON-72IN	72" Extension Cord
	PROEXTCON-10IN	10" Extension	PROEXTCON-96IN	96" Extension Cord
	PROEXTCON-24IN	24" Extension		



## Pro 3W LED Puck

- 3 Watts, 12 Volts, Bulb Life: 25,000 hours
  - Size: 2-1/4" Diameter Bore Hole x 7/16" Height
  - 100° Beam Spread, 1 Year Warranty
  - **Required Component:** Dimmable Driver - If you are dimming from a wall dimmer - sold separately below (C, D or E) **-OR-**
  - **Required Component:** Power Supply - If you are **NOT** dimming from a wall dimmer - sold separately below (F)
- Packing & Sold In: Each (Includes attached 79" Connecting Cable, Frosted Lens, Recess Mount)



	Item#	Description
A	PROPK3W-3NI	Warm White (3000K), Nickel Finish
	PROPK3W-5NI	Cool White (5000K), Nickel Finish

	Item#	Description
B	PROPK3W-3BL	Warm White (3000K), Black Finish
	PROPK3W-5BL	Cool White (5000K), Black Finish



	Item #	Description	Stick Capacity
<b>Required Component - If you are dimming from a wall dimmer</b>			
B	RVDCE30D-CON	30W, 12V Dim Driver w/6 AMP Ports	10'
	RVDCE60D-CON	60W, 12V Dim Driver w/6 AMP Ports	20'
<b>LED Wall Dimmers used with Dimmable Drivers</b>			
C	PROPRODIAWH	150W, Lutron Diva® C • L™ Dimmer without plate	
D	PROPROSKYWH	150W, Lutron Skylark Contour C • L™ Dim without plate	
<b>Required Component - If you are NOT dimming from a wall dimmer</b>			
E	RVDC-EQ30	30W, 12V Power Supply w/6 AMP Ports	10'
	RVDC-EQ60	60W, 12V Power Supply w/6 AMP Ports	20'
<b>12V Dimmer Switches &amp; On/Off Switches (Used with Power Supplies)</b>			
F	PROSQRTD-NI	60W, Sq. Touch Dimmer w/96" Input - 6" Output Wires	
G	PRORNDTD-NI	60W, Round Touch Dimmer w/79" Input - 6" Output Wires	
	PRORNDPS-NI	60W, Rnd Proximity Switch w/79" Input - 6" Output Wires	
	PRORNDDS-NI	60W, Round Door Sensor w/79" Input - 6" Output Wires	
H	PROROTDIM-BL	48W, Rotary Dimmer w/79" Input - 8" Output Wires	
I	PRORNDON-BL	60W, Rnd On/Off Switch w/79" Input - 6" Output Wires	

### Accessories

	Item #	Description
<b>Surface Mount Ring</b>		
K	PROPKSMR-NI	Pro LED Puck Surface Mount Ring, Nickel Finish
L	PROPKSMR-BL	Pro LED Puck Surface Mount Ring, Black Finish
<b>Extension Cords</b>		
M	PROEXTCON-3IN	3" Extension Cord
	PROEXTCON-6IN	6" Extension Cord
	PROEXTCON-10IN	10" Extension Cord
	PROEXTCON-24IN	24" Extension Cord
	PROEXTCON-48IN	48" Extension Cord
	PROEXTCON-72IN	72" Extension Cord
	PROEXTCON-96IN	96" Extension Cord

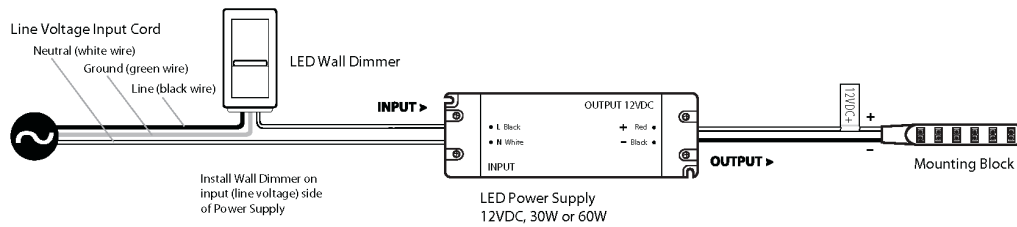
## Wall Dimmable LED Power Supply

- Dimmable by standard LED wall dimmers
- Electronic units are lower profile and generate less heat than magnetic transformers
- Quiet operation (no humming)
- Works with all PRO 12VDC dimmable LED fixtures
- One 6-Snap Mounting Block included
- High Power Factor (PF >.95)
- RFI protection
- cULus Listed Class 2 with short circuit and automatic reset
- Install Instructions: Input cord is NOT included, remove cover on input side and insert 120V directly into the unit



Compatible PRO Wall Dimmers (see below)

Item #	Description	Size
RVDC30D-CON	30W Wall Dimmable Hardwire Power Supply with 6 AMP Ports	2-1/8"W x 6-1/8"L x 13/16"H
RVDC60D-CON	60W Wall Dimmable Hardwire Power Supply with 6 AMP Ports	2-3/8"W x 7"L x 15/16"H



## 120V LED Wall Dimmers

### Lutron Diva® C•L™ Dimmer

- Large paddle switch with a captive linear-slide dimmer for a standard designer wallplate opening
- Preset dimmer
- Offers more reliable dimming performance over standard dimmers
- HED™ technology with advanced dimming circuitry designed for compatibility with most high-efficiency light bulbs
- Low-end adjustment dial
- 150W Capacity

### Lutron Skylark Contour C•L™ Dimmer

- On/off rocker switch with a captive linear-slide dimmer for a standard designer wallplate opening
- Switch returns light to preset light level
- Offers more reliable dimming performance over standard dimmers
- HED™ technology with advanced dimming circuitry designed for compatibility with most high-efficiency light bulbs
- Low-end adjustment dial
- 150W Capacity

Lutron Diva® C•L™ Dimmer



Lutron Skylark Contour C•L™ Dimmer



Item #	Description
PROPRODIAVWH	Lutron Diva® C•L™ Dimmer w/out plate
PROPROSKYWH	Lutron Skylark Contour C•L™ Dimmer w/out plate



### Power Supplies


- Installs by plugging the Power Supply into an outlet
- Dimmable on the trailing edge (12V side), Class 2
- Short circuit protection (automatic reset, no fuses)
- 12V DC output, constant voltage, overcurrent protection, overload protection, RFI protection



Item #	Description
RVDC-EQ30	30 Watts/12 Volts Power Supply, Includes Terminal Block with 6 AMP Ports (Terminal Block has 6" cord) and 72" Plug-In Power Cord, Size of Power Supply: 6-1/8" L X 2-1/8" W X 13/16" H
RVDC-EQ60	60 Watts/12 Volts Power Supply, Includes Terminal Block with 6 AMP Ports (Terminal Block has 6" cord) and 72" Plug-In Power Cord, Size of Power Supply: 7" L X 2-3/8" W X 15/16" H

### Round Switches

Nickel Finish



Item #	Description
A PRORNDTD-NI	60W,12V Round Touch Dimmer w/79" Input - 6" Output Wires, Touch On/Off and 0-100% dimming control, Size: 17/32" Bore Hole Dia. x 2-3/8" L, Includes: Install Bracket and Screws
B PRORNDPS-NI	60W,12V Round Proximity Switch w/79" Input - 6" Output Wires, Swipe Hand Across (2" Range) to turn On/Off, Size: 17/32" Bore Hole Dia. x 2-3/8" L, Includes: Install Bracket and Screws
C PRORNDSD-NI	60W,12V Round Door Sensor w/79" Input - 6" Output Wires, Open Door Light is On, Close Door Light is Off (2" Range), Size: 17/32" Bore Hole Dia. x 2-3/8" L, Includes: Install Bracket and Screws

### Square Dimmer Switch



Item #	Description
PROSQRTD-NI	60W,12V Sq. Touch Dimmer with 96" Input / 6" Output Wires, Touch On/Off and 0-100% dimming control Size: 1-9/16" L x 1-1/4" W x 3/8" H, Nickel Finish

### Rotary Dimmer Switch



Item #	Description
PROROTDIM-BL	48W,12V Rotary Dimmer with 79" Input / 8" Output Wires, On/Off and 0-100% dimming control Size: 2-1/2" L x 1-1/4" W x 1-5/16" H, Black Finish

### Round On/Off Switch



Black Finish

Item #	Description
PRORNDON-BL	60W,12V Round On/Off Rocker Switch w/79" Input - 6" Output Wires, Size: 3/4" Dia. Bore Hole x 5/8" Depth

## Würth/Vauth-Sagel Kitchen Accessories Program

Würth and Vauth-Sagel have partnered to create a premium line of kitchen accessories. The very essence of the product line can be summed up in one phrase, "German craftsmanship with American inspiration."

### 3 Types of Baskets in the Program



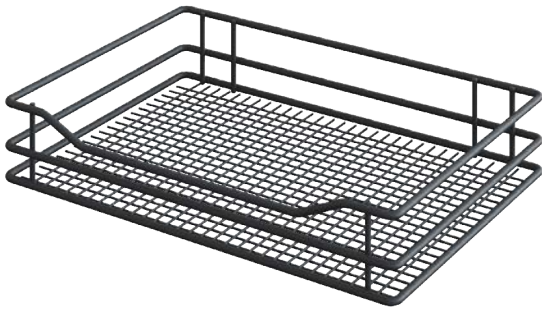
#### Planero® (PL)

- Solid steel rim wraps the outside of the basket
- A rubber insert lines the inside gap between the rim and the bottom of the basket
- Steel rim is offered in the Carbon Steel Gray finish
- Bottom of the basket is offered in Carbon Steel Gray and Walnut finishes



#### Scalea (SC)

- Thick wire wraps the outside of the basket
- Wire rim is offered in the Carbon Steel Gray finish
- Bottom of the basket is offered in Carbon Steel Gray, Walnut and Maple finishes



#### Saphir (SA)

- Thick wire wraps the outside of the basket
- Bottom of the basket is made of a wire mesh
- Wire rim is offered in the Carbon Steel Gray finish
- Bottom of the basket is offered in the Carbon Steel Gray finish

## How To Read Part Numbers:

Example: Cornerstone Maxx Planero, 15", Right, Carbon Steel Gray Finish (Part# WRCMAXXPL15RCSG)

Always Starts with "WR" ↓	Abbreviated Product Name ↓	Basket Type: (PL) Planero (SC) Scalea (SA) Saphir ↓	Size ↓	Bottom Basket/Tray Finish: (CSG) Carbon Steel Gray (WNT) Walnut (MPL) Maple ↓
WR	CMAXX	PL	15R	CSG

## Definition of Terms



### PAM Power Assisted Movement

- PAM is a mechanism that assists with the opening of an organizer in the pull-out direction.



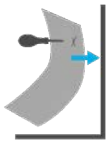
### Unhanded Installation

- A product with Unhanded Installation can be installed on either the left or right side of the interior of a cabinet.



### 3D Adjustment

- A product with 3D Adjustment can adjust a cabinet door up/down, left/right, and in/out.



### Installation Template

- All products include an installation template for quick and easy installation.
- The templates eliminates the need for measuring.



### EasyFit

- The products with EasyFit allow you to attach the cabinet door without tools.

## CUSTOMIZABLE PANELS FOR VS ENVI® BMT PLANERO®

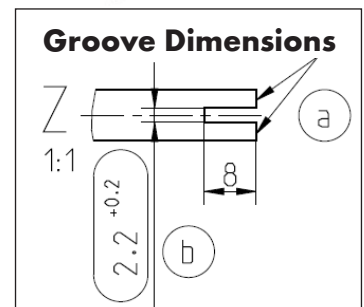
VS ENVI® BMT Planero® Waste Container Pull-Outs are designed with the option of customizing its side panels

Add your Custom Made Panels to the ENVI BMT Planero Waste Container Pull-Out and turn the Pull-Out into the signature piece of a kitchen. →



### 3 Easy Steps to Customized Panels

1. Side panels can be made of solid wood, melamine, or laminate panels
2. Cut your side panel to the size:  
 Panel Size: Inch (mm): 21.85"(555)W x 7.60"(193)D x 0.31"(8)Thick  
 Dimension of Groove Deep = 0.31"(8)Deep x 0.09"(2.2)Groove Width
3. Slide the side panel into your unit for a customized look



**Base Cabinet Waste Container Pull-Outs**



VS ENVI BMT Planero, Carbon Steel Gray



VS ENVI BMT Planero, Walnut



VS ENVI BMT Planero, Maple



VS ENVI BMT Saphir, Carbon Steel Gray



VS ENVI BMT Saphir, Carbon Steel Gray



VS ENVI Space XX, Carbon Steel Gray



VS ENVI Space XX, Carbon Steel Gray



VS ENVI Space XX, Carbon Steel Gray



**VS ENVI® BMT**

**Planero® Bottom Mount Waste Container Pull-Outs w/Soft-Close, Single Bin**

- Available in 35QT & 50QT
- Cam Adjustable Door Mount System
- Carbon Steel Gray Finish
- **Kit Includes:**
  - (1) Planero® Carriage w/Soft-Close
  - (1) Waste Bin
  - (1) Mini Storage Bin
- Sold in Kits



Item #	Bin Size	Designed for Cabinet Size	Minimum Cabinet Opening	Product Dimensions	Finish
WRENVBMTPL135CSG	35QT	15" Base	12"W	11.26"W x 22.09"D x 19.30"H	Carbon Steel Gray
WRENVBMTPL150CSG	50QT	15" Base	12"W	11.26"W x 22.09"D x 23.23"H	Carbon Steel Gray

**VS ENVI® BMT**

**Planero® Bottom Mount Waste Container Pull-Outs w/Soft-Close, Double Bins**

- Available in 35QT & 50QT
- Cam Adjustable Door Mount System
- Carbon Steel Gray Finish
- **Kit Includes:**
  - (1) Planero® Carriage w/Soft-Close
  - (2) Waste Bins
- Sold in Kits



Item #	Bin Size	Designed for Cabinet Size	Minimum Cabinet Opening	Product Dimensions	Finish
WRENVBMTPL235CSG	35QT	18" Base	15"W	14.29"W x 22.09"D x 19.30"H	Carbon Steel Gray
WRENVBMTPL250CSG	50QT	18" Base	15"W	14.29"W x 22.09"D x 23.23"H	Carbon Steel Gray

**VS ENVI® BMT**

**Planero® Bottom Mount Waste Pull-Outs w/Soft-Close, Single Bin & Side Panels**

- Available in 35QT & 50QT
- Cam Adjustable Door Mount System
- Carbon Steel Gray Finish with either Maple or Walnut Side Panels
- **Kit Includes:**
  - (1) Planero Carriage w/Soft-Close
  - (1) Waste Bin
  - (1) Mini Storage Bin
  - (2) Side Panels
- Sold in Kits



Item #	Bin Size	Designed for Cabinet Size	Minimum Cabinet Opening	Product Dimensions	Finish	Side Panel Finish
WRENVIBMTPL135MPL	35QT	15" Base	12"W	11.26"W x 22.09"D x 19.30"H	Carbon Steel Gray	Maple
WRENVIBMTPL135WNT	35QT	15" Base	12"W	11.26"W x 22.09"D x 19.30"H	Carbon Steel Gray	Walnut
WRENVIBMTPL150MPL	50QT	15" Base	12"W	11.26"W x 22.09"D x 23.23"H	Carbon Steel Gray	Maple
WRENVIBMTPL150WNT	50QT	15" Base	12"W	11.26"W x 22.09"D x 23.23"H	Carbon Steel Gray	Walnut

**VS ENVI® BMT**

**Planero® Bottom Mount Waste Pull-Outs w/Soft-Close, Double Bins & Side Panels**

- Available in 35QT & 50QT
- Cam Adjustable Door Mount System
- Carbon Steel Gray Finish
- **Kit Includes:**
  - (1) Planero Carriage w/Soft-Close
  - (2) Waste Bins
  - (2) Side Panels
- Sold in Kits



Item #	Bin Size	Designed for Cabinet Size	Minimum Cabinet Opening	Product Dimensions	Finish	Side Panel Finish
WRENVIBMTPL235MPL	35QT	18" Base	15"W	14.29"W x 22.09"D x 19.30"H	Carbon Steel Gray	Maple
WRENVIBMTPL235WNT	35QT	18" Base	15"W	14.29"W x 22.09"D x 19.30"H	Carbon Steel Gray	Walnut
WRENVIBMTPL250MPL	50QT	18" Base	15"W	14.29"W x 22.09"D x 23.23"H	Carbon Steel Gray	Maple
WRENVIBMTPL250WNT	50QT	18" Base	15"W	14.29"W x 22.09"D x 23.23"H	Carbon Steel Gray	Walnut

**VS ENVI® BMT**

**Saphir Bottom Mount Waste Container Pull-Outs w/Soft-Close, Single Bin**

- Available in 35QT & 50QT
- Adjustable Door Mount System
- **Kit Includes:**
  - (1) Saphir Carriage w/Soft-Close
  - (1) Waste Bin
  - (1) Mini Storage Bin
- Sold in Kits



Item #	Bin Size	Designed for Cabinet Size	Minimum Cabinet Opening	Product Dimensions	Finish
WRENVIBMTSA135CSG	35QT	15" Base	12"W	11.26"W x 21.97"D x 19.30"H	Carbon Steel Gray
WRENVIBMTSA150CSG	50QT	15" Base	12"W	11.26"W x 21.97"D x 23.23"H	Carbon Steel Gray

**VS ENVI® BMT**

**Saphir Bottom Mount Waste Container Pull-Outs w/Soft-Close, Double Bins**

- Available in 35QT & 50QT
- Adjustable Door Mount System
- Carbon Steel Gray Finish
- **Kit Includes:**
  - (1) Saphir Carriage w/Soft-Close
  - (2) Waste Bins
- Sold in Kits



Item #	Bin Size	Designed for Cabinet Size	Minimum Cabinet Opening	Product Dimensions	Finish
WRENVIBMTSA235CSG	35QT	18" Base	15"W	14.29"W x 21.97"D x 19.30"H	Carbon Steel Gray
WRENVIBMTSA250CSG	50QT	18" Base	15"W	14.29"W x 21.97"D x 23.23"H	Carbon Steel Gray

**VS ENVI® Space XX**

**Top Mount Waste Container Pull-Outs w/Soft-Close, Single Bin**

- Available in 31QT
  - Face Frame Pull-Out Designed for 1-1/2" Face Frame
  - Integrated cam shaft 3-D front adjustment
  - Integrated soft-closing and self-closing in both synchronized runners
  - EasyFit: tool-free installation of bin support onto the runners
  - Integral installation template: no measuring necessary when installing into cabinet
  - Minimum installation depth: 20.3125"
  - Cabinet Opening Height: 20-1/2"
  - Carbon Steel Gray Finish
  - Sold in Kits
- Kit Includes:
    - (1) Top Mount Carriage w/Lid & Soft-Close
    - (1) 31QT Waste Bin
    - (1) 1.5QT Mini Bin



Item #	Bin Size	Designed for Cabinet Size	Cabinet Opening	Product Dimensions	Finish	Type of Cabinet
WRENVIS131FF15CSG	31QT	15" Base	12"W	12"W x 20.35"D x 19.05"H	Carbon Steel Gray	Face Frame
WRENVIS131FL15CSG	31QT	15" Base	13.5"W	13.50"W x 20.31"D x 18.90"H	Carbon Steel Gray	Frameless

**VS ENVI® Space XX**

**Top Mount Waste Container Pull-Outs w/Soft-Close, Double Bins**

- Available in 31QT
  - Face Frame Pull-Out Designed for 1-1/2" Face Frame
  - Integrated 3-D front adjustment
  - Integrated soft-closing and self-closing in both synchronized runners
  - EasyFit: tool-free installation of bin support onto the runners
  - Integral installation template: no measuring necessary when installing into cabinet
  - Minimum installation depth: 20.3125"
  - Cabinet Opening Height: 20-1/2"
  - Carbon Steel Gray Finish
  - Sold in Kits
- Kit Includes:
    - (1) Top Mount Carriage w/Lid & Soft-Close
    - (2) 31QT Waste Bins



Item #	Bin Size	Designed for Cabinet Size	Cabinet Opening	Product Dimensions	Finish	Type of Cabinet
WRENVIS231FF18CSG	31QT	18" Base	15"W	15"W x 20.35"D x 19.05"H	Carbon Steel Gray	Face Frame
WRENVIS231FL18CSG	31QT	18" Base	16.5"W	16.50"W x 20.31"D x 18.90"H	Carbon Steel Gray	Frameless
WRENVIS231FF21CSG	31QT	21" Base	18"W	18"W x 20.35"D x 19.05"H	Carbon Steel Gray	Face Frame
WRENVIS231FL21CSG	31QT	21" Base	19.5"W	19.50"W x 20.31"D x 18.90"H	Carbon Steel Gray	Frameless

**VS ENVI® Space XX**

**Top Mount Waste Container Pull-Outs  
w/Soft-Close, Three Bins**

- Available in 31QT
- Face Frame Pull-Out Designed for 1-1/2" Face Frame
- Integrated cam shaft 3-D front adjustment
- Integrated soft-closing and self-closing in both synchronized runners
- EasyFit: tool-free installation of bin support onto the runners
- Integral installation template: no measuring necessary when installing into cabinet
- Minimum installation depth: 20.3125"
- Cabinet Opening Height: 20-1/2"
- Carbon Steel Gray Finish
- **Kit Includes:**
  - (1) Top Mount Carriage w/Lid & Soft-Close
  - (2) 31QT Waste Bins
  - (1) Mini Bin
- Sold in Kits



Item #	Bin Size	Designed for Cabinet Size	Cabinet Opening	Product Dimensions	Finish	Type of Cabinet
WRENVIS231FF24CSG	(2) 31QT & (1) 10QT	24" Base	21"W	21"W x 20.35"D 19.05"H	Carbon Steel Gray	Face Frame
WRENVIS231FL24CSG	(2) 31QT & (1) 22QT	24" Base	22.50"W	22.50"W x 20.31"D 18.90"H	Carbon Steel Gray	Frameless

**VS ENVI® Kick**

**Hands-Free Door Opening Foot Pedal**

- Simple and hands-free door opening using foot pedal
- Minimum plinth height: 70 mm, **Frameless Cabinets ONLY**
- For all front pull-outs for example VS ENVI Space with self-closing and soft-closing
- Easy installation with installation template provided with the kit
- Minimum required space under the waste bin systems or drawers
- Pedal is returned to starting position by a string
- Virtually silent
- No scratching to the front



Item #	Description	Type of Cabinet
WRENVIKICKFLCHR	Hands-free door opening foot pedal	Frameless

Base Cabinet Organizers



VS SUB Side Planero, Walnut



VS SUB Side Planero, Walnut



VS SUB Side Planero, Carbon Steel Gray



VS SUB Side Planero, Carbon Steel Gray  
(Narrow version 150 mm)



VS SUB Side Scalea, Maple



VS SUB Side Scalea, Walnut



VS SUB Side Scalea, Carbon Steel Gray



VS SUB Side Saphir, Carbon Steel Gray

**VS SUB® Side**

**Planero® 2-Baskets & 3-Baskets Base Cabinet Organizers w/Soft-Close**

- Available in 2-Basket or 3-Basket Kits
- Unhanded installation
- EasyFit: tool-free connection to cabinet door
- 3D front adjustment allows simple, convenient door adjustment
- Installation template: no measuring necessary when installing in cabinet
- Individual height adjustment for baskets
- Integrated soft-closing and self-closing
- Load capacity: max. 44 lbs.
- Minimum installation depth: 23"
- Frame Finish: Carbon Steel Gray Finish
- Basket Bottom Finish: Available in Carbon Steel Gray & Walnut
- **2-Basket Kit Includes:**
  - (1) Frame/Slide Mechanism
  - (2) Baskets
- **3-Basket Kit Includes:**
  - (1) Frame/Slide Mechanism
  - (3) Baskets



Carbon Steel Gray Basket Item #	Walnut Basket Item #	Number of Baskets	Designed for Cab Size	Minimum Cabinet Opening Sizes	Basket Size
WRSUBPL2B620CSG	WRSUBPL2B620WNT	2	9" Base	6"W x 20.5"H	4.09"W x 22.05"D x 3.15"H
WRSUBPL2B625CSG	WRSUBPL2B625WNT	2	9" Base	6"W x 25.5"H	4.09"W x 22.05"D x 3.15"H
WRSUBPL2B630CSG	WRSUBPL2B630WNT	2	9" Base	6"W x 30.5"H	4.09"W x 22.05"D x 3.15"H
WRSUBPL2B1220CSG	WRSUBPL2B1220WNT	2	15" Base	12"W x 20.5"H	10.05"W x 22.05"D x 3.15"H
WRSUBPL2B1225CSG	WRSUBPL2B1225WNT	2	15" Base	12"W x 25.5"H	10.05"W x 22.05"D x 3.15"H
WRSUBPL2B1230CSG	WRSUBPL2B1230WNT	2	15" Base	12"W x 30.5"H	10.05"W x 22.05"D x 3.15"H
WRSUBPL3B625CSG	WRSUBPL3B625WNT	3	9" Base	6"W x 25.5"H	4.09"W x 22.05"D x 3.15"H
WRSUBPL3B630CSG	WRSUBPL3B630WNT	3	9" Base	6"W x 30.5"H	4.09"W x 22.05"D x 3.15"H
WRSUBPL3B1225CSG	WRSUBPL3B1225WNT	3	15" Base	12"W x 25.5"H	10.05"W x 22.05"D x 3.15"H
WRSUBPL3B1230CSG	WRSUBPL3B1230WNT	3	15" Base	12"W x 30.5"H	10.05"W x 22.05"D x 3.15"H

**VS SUB® Side**

**Scalea 2-Baskets & 3-Baskets  
Base Cabinet Organizers w/Soft-Close**

- Available in 2-Basket or 3-Basket Kits
- Unhanded installation
- EasyFit: tool-free connection to cabinet door
- 3D front adjustment allows simple, convenient door adjustment
- Installation template: no measuring necessary when installing in cabinet
- Individual height adjustment for baskets
- Integrated soft-closing and self-closing
- Load capacity: max. 44 lbs.
- Minimum installation depth: 23"
- Frame Finish: Carbon Steel Gray Finish
- Basket Bottom Finish: Available in Carbon Steel Gray, Walnut and Maple
- **2-Basket Kit Includes:**
  - (1) Frame/Slide Mechanism
  - (2) Baskets
- **3-Basket Kit Includes:**
  - (1) Frame/Slide Mechanism
  - (3) Baskets
- Sold in Kits



Carbon Steel Gray Baskets Item #	Walnut Baskets Item #	Maple Baskets Item #	# of Baskets	For Cab Size	Min. Cab Opening	Basket Size
WRSUBSC2B620CSG	WRSUBSC2B620WNT	WRSUBSC2B620MPL	2	9" Base	6"W x 20.5"H	4.09"W x 22.05"D x 3.15"H
WRSUBSC2B625CSG	WRSUBSC2B625WNT	WRSUBSC2B625MPL	2	9" Base	6"W x 25.5"H	4.09"W x 22.05"D x 3.15"H
WRSUBSC2B630CSG	WRSUBSC2B630WNT	WRSUBSC2B630MPL	2	9" Base	6"W x 30.5"H	4.09"W x 22.05"D x 3.15"H
WRSUBSC2B1220CSG	WRSUBSC2B1220WNT	WRSUBSC2B1220MPL	2	15" Base	12"W x 20.5"H	10.05"W x 22.05"D x 3.15"H
WRSUBSC2B1225CSG	WRSUBSC2B1225WNT	WRSUBSC2B1225MPL	2	15" Base	12"W x 25.5"H	10.05"W x 22.05"D x 3.15"H
WRSUBSC2B1230CSG	WRSUBSC2B1230WNT	WRSUBSC2B1230MPL	2	15" Base	12"W x 30.5"H	10.05"W x 22.05"D x 3.15"H
WRSUBSC3B625CSG	WRSUBSC3B625WNT	WRSUBSC3B625MPL	3	9" Base	6"W x 25.5"H	4.09"W x 22.05"D x 3.15"H
WRSUBSC3B630CSG	WRSUBSC3B630WNT	WRSUBSC3B630MPL	3	9" Base	6"W x 30.5"H	4.09"W x 22.05"D x 3.15"H
WRSUBSC3B1225CSG	WRSUBSC3B1225WNT	WRSUBSC3B1225MPL	3	15" Base	12"W x 25.5"H	10.05"W x 22.05"D x 3.15"H
WRSUBSC3B1230CSG	WRSUBSC3B1230WNT	WRSUBSC3B1230MPL	3	15" Base	12"W x 30.5"H	10.05"W x 22.05"D x 3.15"H



**VS SUB® Side**

**Saphir 2-Baskets & 3-Baskets  
Base Cabinet Organizers w/Soft-Close**

- Available in 2-Basket or 3-Basket Kits
- Unhanded installation
- EasyFit: tool-free connection to cabinet door
- 3D front adjustment allows simple, convenient door adjustment
- Installation template: no measuring necessary when installing in cabinet
- Individual height adjustment for baskets
- Integrated soft-closing and self-closing
- Load capacity: max. 44 lbs.
- Minimum installation depth: 23"
- Frame Finish: Carbon Steel Gray Finish
- Basket Bottom Finish: Carbon Steel Gray
- **2-Basket Kit Includes:**
  - (1) Frame/Slide Mechanism
  - (2) Baskets
- **3-Basket Kit Includes:**
  - (1) Frame/Slide Mechanism
  - (3) Baskets
- Sold in Kits



Item #	Number of Baskets	Designed for Cab Size	Minimum Cabinet Opening Sizes	Basket Size	Basket Bottom Finish
WRSUBSA2B620CSG	2	9" Base	6"W x 20.5"H	4.09"W x 22.05"D x 3.15"H	Carbon Steel Gray
WRSUBSA2B625CSG	2	9" Base	6"W x 25.5"H	4.09"W x 22.05"D x 3.15"H	Carbon Steel Gray
WRSUBSA2B630CSG	2	9" Base	6"W x 30.5"H	4.09"W x 22.05"D x 3.15"H	Carbon Steel Gray
WRSUBSA2B1220CSG	2	15" Base	12"W x 20.5"H	10.05"W x 22.05"D x 3.15"H	Carbon Steel Gray
WRSUBSA2B1225CSG	2	15" Base	12"W x 25.5"H	10.05"W x 22.05"D x 3.15"H	Carbon Steel Gray
WRSUBSA2B1230CSG	2	15" Base	12"W x 30.5"H	10.05"W x 22.05"D x 3.15"H	Carbon Steel Gray
WRSUBSA3B625CSG	3	9" Base	6"W x 25.5"H	4.09"W x 22.05"D x 3.15"H	Carbon Steel Gray
WRSUBSA3B630CSG	3	9" Base	6"W x 30.5"H	4.09"W x 22.05"D x 3.15"H	Carbon Steel Gray
WRSUBSA3B1225CSG	3	15" Base	12"W x 25.5"H	10.05"W x 22.05"D x 3.15"H	Carbon Steel Gray
WRSUBSA3B1230CSG	3	15" Base	12"W x 30.5"H	10.05"W x 22.05"D x 3.15"H	Carbon Steel Gray

Corner Organizers



CORNERSTONE® MAXX Planero, Walnut



CORNERSTONE® MAXX Scalea, Carbon Steel Gray



CORNERSTONE® Swing Scalea, Walnut



VS COR Flex Planero, Carbon Steel Gray



VS COR Flex Scalea, Maple



VS COR Flex Saphir, Carbon Steel Gray



VS COR® Wheel Pro Kidney Planero, Carbon Steel Gray



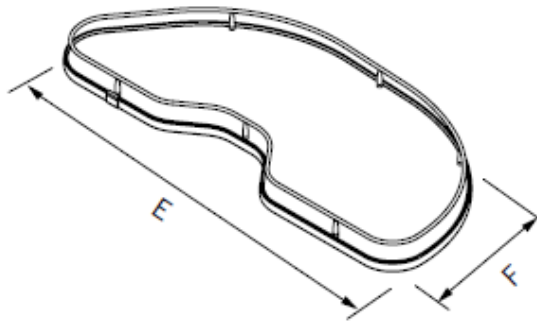
VS COR® Wheel Pro Round Scalea, Walnut



## CORNERSTONE® MAXX

### Planero® Blind Corner Pull-Out w/PAM® & Soft-Close

- Load capacity: max. 55 lbs. per shelf
- Unhanded installation
- Installation height: 25-1/5" - 33-1/2"
- EasyFit: tool-free assembly of shelf elements on the support arms
- PAM®: power assisted movement in pull-out and push-in direction
- Installation template: no measuring necessary when installing
- Simple height adjustment, even when installed
- Shelves can be moved in and out independently
- Floating design due to hidden fastening
- Frame Finish: Carbon Steel Gray Finish
- Tray Bottom Finish: Available in Carbon Steel Gray & Walnut
- If the blind space is to the right, then the correct trays are Cornerstone Maxx Left Trays
- If the blind space is to the left, then the correct trays are Cornerstone Maxx Right Trays
- **2-Tray Kit Includes:**
  - (1) Slide Mechanism w/PAM Movement
  - (2) Trays
- Sold in Kits

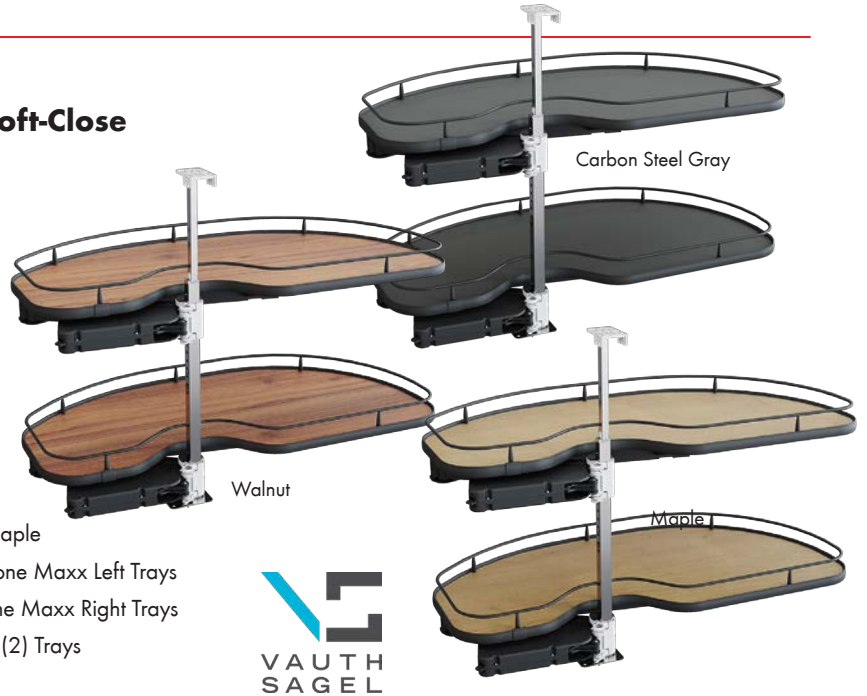


Left Tray Kit Item #	Right Tray Kit Item #	Designed for Cabinet Size	Min Cab Opening Size	Tray Size	Tray Bottom Finish
WRCMAXXPL15LCSG	WRCMAXXPL15RCSG	36" W Blind	15" W	33" W ( E ) x 14.68" D ( F ) x 2.56" H	Carbon Steel Gray
WRCMAXXPL15LWNT	WRCMAXXPL15RWNT	36" W Blind	15" W	33" W ( E ) x 14.68" D ( F ) x 2.56" H	Walnut
WRCMAXXPL18LCSG	WRCMAXXPL18RCSG	39" W Blind	18" W	37" W ( E ) x 16.65" D ( F ) x 2.56" H	Carbon Steel Gray
WRCMAXXPL18LWNT	WRCMAXXPL18RWNT	39" W Blind	18" W	37" W ( E ) x 16.65" D ( F ) x 2.56" H	Walnut
WRCMAXXPL21LCSG	WRCMAXXPL21RCSG	39" W Blind	21" W	37" W ( E ) x 18.19" D ( F ) x 2.56" H	Carbon Steel Gray
WRCMAXXPL21LWNT	WRCMAXXPL21RWNT	39" W Blind	21" W	37" W ( E ) x 18.19" D ( F ) x 2.56" H	Walnut

## CORNERSTONE® MAXX

### Scalea Blind Corner Pull-Out w/PAM® & Soft-Close

- Load capacity: max. 55 lbs. per shelf
- Unhanded installation
- Installation height: 25-1/5" - 33-1/2"
- EasyFit: tool-free assembly of shelf elements on the support arms
- PAM®: power assisted movement in pull-out and push-in direction
- Installation template: no measuring necessary when installing
- Simple height adjustment, even when installed
- Shelves can be moved in and out independently
- Floating design due to hidden fastening
- Frame Finish: Carbon Steel Gray Finish
- Tray Bottom Finish: Available in Carbon Steel Gray, Walnut and Maple
- If the blind space is to the right, then the correct trays are Cornerstone Maxx Left Trays
- If the blind space is to the left, then the correct trays are Cornerstone Maxx Right Trays
- **2-Tray Kit Includes:** (1) Slide Mechanism w/PAM Movement, (2) Trays
- Sold in Kits

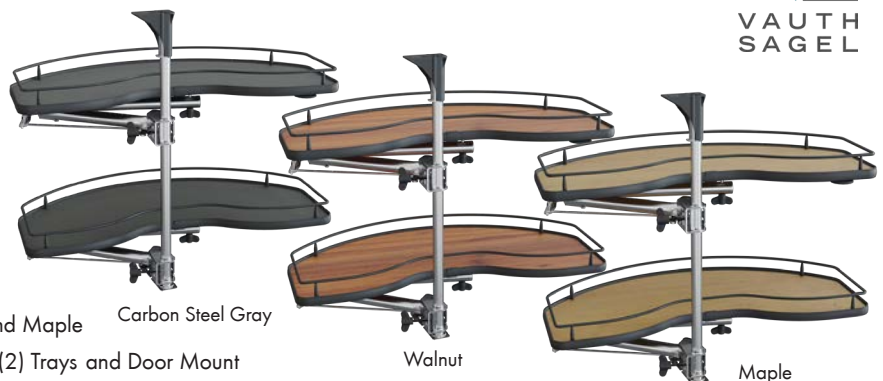


Left Tray Kit Item #	Right Tray Kit Item #	Designed for Cabinet Size	Min. Cabinet Opening Size	Tray Size	Tray Bottom Finish
WRCMAXXSC15LCSG	WRCMAXXSC15RCSG	36"W Blind	15"W	33"W (E) x 14.68"D (F) x 2.36"H	Carbon Steel Gray
WRCMAXXSC15LWNT	WRCMAXXSC15RWNT	36"W Blind	15"W	33"W (E) x 14.68"D (F) x 2.36"H	Walnut
WRCMAXXSC15LMPL	WRCMAXXSC15RMPL	36"W Blind	15"W	33"W (E) x 14.68"D (F) x 2.36"H	Maple
WRCMAXXSC18LCSG	WRCMAXXSC18RCSG	39"W Blind	18"W	37"W (E) x 16.65"D (F) x 2.36"H	Carbon Steel Gray
WRCMAXXSC18LWNT	WRCMAXXSC18RWNT	39"W Blind	18"W	37"W (E) x 16.65"D (F) x 2.36"H	Walnut
WRCMAXXSC18LMPL	WRCMAXXSC18RMPL	39"W Blind	18"W	37"W (E) x 16.65"D (F) x 2.36"H	Maple
WRCMAXXSC21LCSG	WRCMAXXSC21RCSG	39"W Blind	21"W	37"W (E) x 18.19"D (F) x 2.36"H	Carbon Steel Gray
WRCMAXXSC21LWNT	WRCMAXXSC21RWNT	39"W Blind	21"W	37"W (E) x 18.19"D (F) x 2.36"H	Walnut
WRCMAXXSC21LMPL	WRCMAXXSC21RMPL	39"W Blind	21"W	37"W (E) x 18.19"D (F) x 2.36"H	Maple

## CORNERSTONE® Swing

### Scalea Blind Corner Pull-Out w/Soft-Close

- Load capacity: max. 40 lbs. per shelf
- Minimum installation depth: 19.3125"
- Unhanded installation
- Installation height: 25.6" - 27.2"
- Easy assembly - only support tube needs to be mounted
- Bottom shelf has the option of attaching to the door (included in kit)
- Post Hardware Finish: Silver
- Tray Bottom Finish: Available in Carbon Steel Gray, Walnut and Maple
- **2-Tray Kit Includes:** (1) Slide Mechanism w/Soft-Close & (2) Trays and Door Mount hardware for bottom tray
- Sold in Kits



Carbon Steel Gray Tray Item #	Walnut Tray Item #	Maple Tray Item #	Designed for Cabinet Size	Min. Cabinet Opening Size	Tray Size
WRCSWINGSC18CSG	WRCSWINGSC18WNT	WRCSWINGSC18MPL	36"W Blind	18"W	30.55"W (E) x 14.80"D (F) x 2.36"H
WRCSWINGSC21CSG	WRCSWINGSC21WNT	WRCSWINGSC21MPL	39"W Blind	21"W	32.16"W (E) x 15.98"D (F) x 2.36"H
WRCSWINGSC24CSG	WRCSWINGSC24WNT	WRCSWINGSC24MPL	39"W Blind	24"W	36.18"W (E) x 15.90"D (F) x 2.36"H

**VS COR® Flex**



**Planero® Full Access Blind Corner Pull-Out w/Soft-Close**

- Minimum installation depth: 21-5/8"
- Minimum installation height: 20-1/3"
- Unhanded installation
- Integrated soft-closing and self-closing on both pull-outs
- Installation template: no measuring necessary when installing into cabinet
- Maximum load: 17.5 lbs. per shelf
- Frame Finish: Carbon Steel Gray
- Tray Bottom Finish: Available in Carbon Steel Gray & Walnut
- **4-Tray Kit Includes:**
  - (1) Frame/Slide Mechanism w/Soft-Close
  - (4) Trays
- Sold in Kits



Carbon Steel Gray Tray Item #	Walnut Tray Item #	Designed for Cabinet Size	Min Cab Opening Size	Front Tray Size	Back Tray Size
WRCORFLEXPL15CSG	WRCORFLEXPL15WNT	36"W Blind	15"W	11.02"W x 16.34"D x 3.15"H	11.02"W x 19.69"D x 3.15"H
WRCORFLEXPL17CSG	WRCORFLEXPL17WNT	39"W Blind	17.5"W	13.78"W x 16.34"D x 3.15"H	12.80"W x 19.69"D x 3.15"H

**VS COR® Flex**



**Scalea Full Access Blind Corner Pull-Out w/Soft-Close**

- Minimum installation depth: 21-5/8"
- Minimum installation height: 20-1/3"
- Unhanded installation
- Integrated soft-closing and self-closing on both pull-outs
- Installation template: no measuring necessary when installing into cabinet
- Maximum load: 17.5 lbs. per shelf
- Frame Finish: Carbon Steel Gray
- Tray Bottom Finish: Available in Carbon Steel Gray, Walnut & Maple
- **4-Tray Kit Includes:**
  - (1) Frame/Slide Mechanism w/Soft-Close
  - (4) Trays
- Sold in Kits

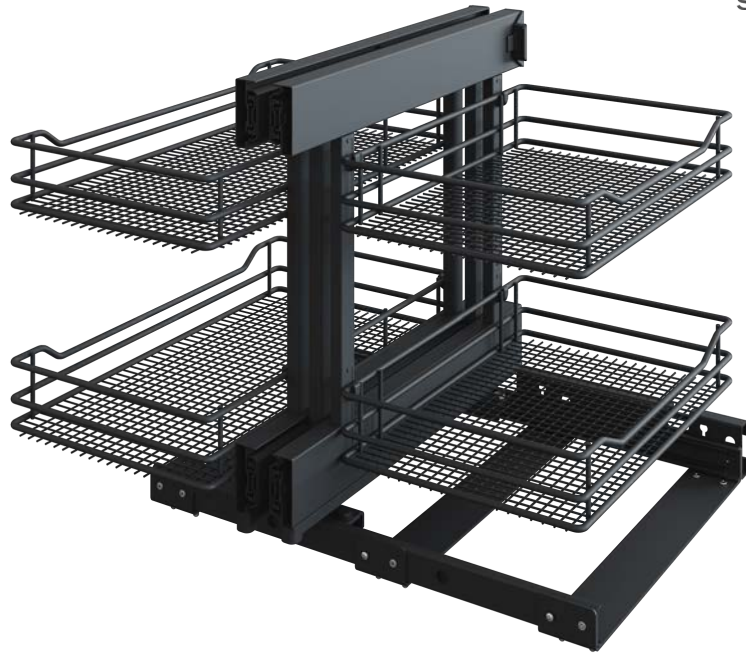


Carbon Steel Gray Tray Item #	Walnut Tray Item #	Maple Tray Item #	Designed for Cabinet Size	Min. Cab Opening Size	Front Tray Size	Back Tray Size
WRCORFLEXSC15CSG	WRCORFLEXSC15WNT	WRCORFLEXSC15MPL	36"W Blind	15"W	11.02"W x 16.34"D x 3.15"H	11.02"W x 19.69"D x 3.15"H
WRCORFLEXSC17CSG	WRCORFLEXSC17WNT	WRCORFLEXSC17MPL	39"W Blind	17.5"W	13.78"W x 16.34"D x 3.15"H	12.80"W x 19.69"D x 3.15"H

**VS COR® Flex**

**Saphir Full Access Blind Corner Pull-Out w/Soft-Close**

- Minimum installation depth: 21-5/8"
- Minimum installation height: 20-1/3"
- Unhanded installation
- Integrated soft-closing and self-closing on both pull-outs
- Installation template: no measuring necessary when installing into cabinet
- Maximum load: 17.5 lbs. per shelf
- Frame Finish: Carbon Steel Gray
- Tray Bottom Finish: Carbon Steel Gray Wire
- **4-Tray Kit Includes:**
  - (1) Frame/Slide Mechanism w/Soft-Close
  - (4) Trays
- Sold in Kits



Carbon Steel Gray Tray Item #	Designed for Cabinet Size	Min. Cabinet Opening Size	Front Tray Size	Back Tray Size
WRCORFLEXSA15CSG	36"W Blind	15"W	11.02"W x 16.34"D x 3.15"H	11.02"W x 19.69"D x 3.15"H
WRCORFLEXSA17CSG	39"W Blind	17.5"W	13.78"W x 16.34"D x 3.15"H	12.80"W x 19.69"D x 3.15"H

**VS ENVI® Kick**

**Hands-Free Door Opening Foot Pedal**

- Minimum plinth height: 70 mm, **Frameless Cabinets ONLY**
- For all front pull-outs with self-closing and soft-closing
- Easy installation with installation template provided with the kit
- Minimum required space under the waste bin systems or drawers
- Pedal is returned to starting position by a string
- Virtually silent
- No scratching to the front



Item #	Description	Type of Cabinet
WRENVIKICKFLCHR	Hands-free door opening foot pedal	Frameless

**VS COR® Wheel Pro**

**Planero® 2-Tray Kidney & Round “Poleless” Lazy Susan Kits**

- Poleless design has 20% more storage space vs a design with a pole
- Minimum height: 24.375"
- Minimum side installation depth: 19.29"
- EasyFit: tool-free installation of storage units onto the supporting arms
- Load capacity: max. 60 lbs. per shelf
- Can be installed into an existing kitchen
- Frame Finish: Carbon Steel Gray
- Tray Bottom Finish: Available in Carbon Steel Gray & Walnut
- **2-Tray Kit Includes:**
  - (1) Frame & (2) Trays
  - Sold in Kits



Kidney, Carbon Steel Gray

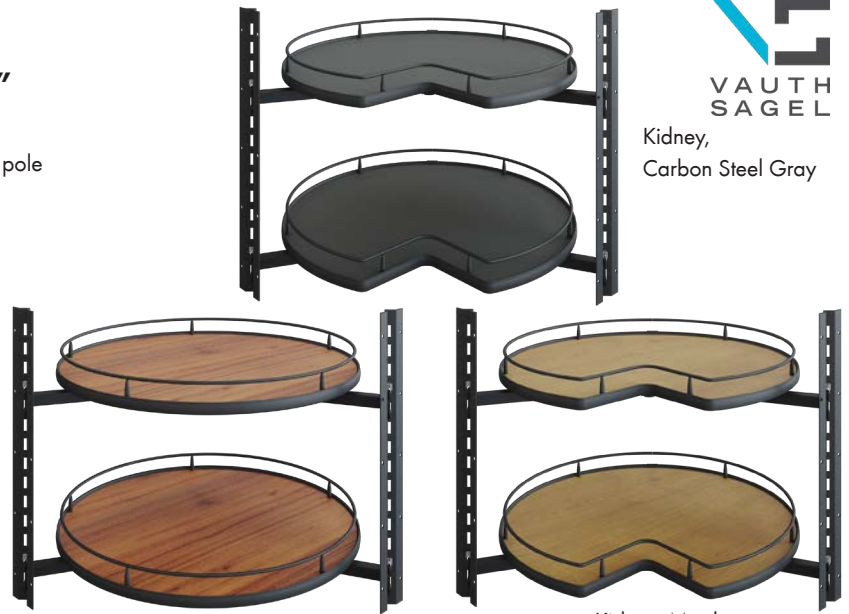
Round, Walnut

Carbon Steel Gray Tray Item #	Walnut Tray Item #	Lazy Susan Shape	Designed for Cabinet Size	Tray Size
WRCORWHPLK27CSG	WRCORWHPLK27WNT	Kidney	32" x 32"	26.75" Dia.
WRCORWHPLK29CSG	WRCORWHPLK29WNT	Kidney	36" x 36"	30" Dia.
WRCORWHPLR27CSG	WRCORWHPLR27WNT	Full Round	32" x 32"	26.75" Dia.
WRCORWHPLR29CSG	WRCORWHPLR29WNT	Full Round	36" x 36"	30" Dia.

**VS COR® Wheel Pro**

**Scalea 2-Tray Kidney & Round “Poleless” Lazy Susan Kits**

- Poleless design has 20% more storage space vs a design with a pole
- Minimum height: 24.375"
- Minimum side installation depth: 19.29"
- EasyFit: tool-free installation of storage units onto the supporting arms
- Load capacity: max. 60 lbs. per shelf
- Can be installed into an existing kitchen
- Frame Finish: Carbon Steel Gray
- Tray Bottom Finish: Available in Carbon Steel Gray, Walnut & Maple
- **2-Tray Kit Includes:**
  - (1) Frame & (2) Trays
  - Sold in Kits



Kidney, Carbon Steel Gray

Round, Walnut

Kidney, Maple

Carbon Steel Gray Tray Item #	Walnut Tray Item #	Maple Tray Item #	Lazy Susan Shape	Designed for Cabinet Size	Tray Size
WRCORWHSCK27CSG	WRCORWHSCK27WNT	WRCORWHSCK27MPL	Kidney	32" x 32"	26.75" Dia.
WRCORWHSCK29CSG	WRCORWHSCK29WNT	WRCORWHSCK29MPL	Kidney	36" x 36"	30" Dia.
WRCORWHSCR27CSG	WRCORWHSCR27WNT	WRCORWHSCR27MPL	Full Round	32" x 32"	26.75" Dia.
WRCORWHSCR29CSG	WRCORWHSCR29WNT	WRCORWHSCR29MPL	Full Round	36" x 36"	30" Dia.

## Pantry Pull-Out Organizers



TAL Pantry Planero, Walnut



TAL Pantry Planero, Carbon Steel Gray



TAL Pantry Planero, Walnut



TAL Pantry Planero, Walnut



TAL Pantry Scalea, Carbon Steel Gray



TAL Pantry Scalea, Maple



TAL Pantry Scalea, Walnut



TAL Pantry Saphir, Carbon Steel Gray



## VS TAL® Pantry

### Planero® 3-Baskets, 4-Baskets & 5-Baskets Pantry Pull-Outs w/PAM® & Soft-Close



- Available in 3-Baskets, 4-Baskets or 5-Baskets Kits
- Unhanded installation
- EasyFit: self-locking system for tool-free installation of frame into upper and lower guide rails
- 3-D front adjustment allows for simple door adjustment
- Individual height adjustment for baskets
- Heavy-duty, noise-restricted roller guides
- Synchronized upper and lower end stops
- Full synchronized bottom runner
- PAM Power Assisted Movement In Pull-Out Direction
- Self-closing and soft-closing
- Minimum Installation Depth: 23"
- Total load capacity: max. 265 lbs.
- Frame Finish: Carbon Steel Gray Finish
- Basket Bottom Finish: Available in Carbon Steel Gray & Walnut
- **3-Basket Kit Includes:** (1) Frame/Glides, (1) PAM Mechanism & (3) Baskets
- **4-Basket Kit Includes:** (1) Frame/Glides, (1) PAM Mechanism & (4) Baskets
- **5-Basket Kit Includes:** (1) Frame/Glides, (1) PAM Mechanism & (5) Baskets
- Sold in Kits



Carbon Steel Gray Basket Item #	Walnut Basket Item #	# of Baskets	Min. Cabinet Width Opening	Cabinet Height Opening	Designed For Cabinet Size	Basket Size
WRTALPPL3B937CSG	WRTALPPL3B937WNT	3	9"	37.5" - 47.25"	12"	8.27"W x 20.98"D x 3.15H
WRTALPPL3B1237CSG	WRTALPPL3B1237WNT	3	12"	37.5" - 47.25"	15"	11.02"W x 20.98"D x 3.15H
WRTALPPL3B1537CSG	WRTALPPL3B1537WNT	3	15"	37.5" - 47.25"	18"	13.78"W x 20.98"D x 3.15H
WRTALPPL3B1837CSG	WRTALPPL3B1837WNT	3	18"	37.5" - 47.25"	21"	16.53"W x 20.98"D x 3.15H
WRTALPPL3B2137CSG	WRTALPPL3B2137WNT	3	21"	37.5" - 47.25"	24"	19.29"W x 20.98"D x 3.15H
WRTALPPL4B947CSG	WRTALPPL4B947WNT	4	9"	47.25" - 57"	12"	8.27"W x 20.98"D x 3.15H
WRTALPPL4B1247CSG	WRTALPPL4B1247WNT	4	12"	47.25" - 57"	15"	11.02"W x 20.98"D x 3.15H
WRTALPPL4B1547CSG	WRTALPPL4B1547WNT	4	15"	47.25" - 57"	18"	13.78"W x 20.98"D x 3.15H
WRTALPPL4B1847CSG	WRTALPPL4B1847WNT	4	18"	47.25" - 57"	21"	16.53"W x 20.98"D x 3.15H
WRTALPPL4B2147CSG	WRTALPPL4B2147WNT	4	21"	47.25" - 57"	24"	19.29"W x 20.98"D x 3.15H
WRTALPPL4B957CSG	WRTALPPL4B957WNT	4	9"	57" - 67"	12"	8.27"W x 20.98"D x 3.15H
WRTALPPL4B1257CSG	WRTALPPL4B1257WNT	4	12"	57" - 67"	15"	11.02"W x 20.98"D x 3.15H
WRTALPPL4B1557CSG	WRTALPPL4B1557WNT	4	15"	57" - 67"	18"	13.78"W x 20.98"D x 3.15H
WRTALPPL4B1857CSG	WRTALPPL4B1857WNT	4	18"	57" - 67"	21"	16.53"W x 20.98"D x 3.15H
WRTALPPL4B2157CSG	WRTALPPL4B2157WNT	4	21"	57" - 67"	24"	19.29"W x 20.98"D x 3.15H
WRTALPPL5B967CSG	WRTALPPL5B967WNT	5	9"	67" - 76.75"	12"	8.27"W x 20.98"D x 3.15H
WRTALPPL5B1267CSG	WRTALPPL5B1267WNT	5	12"	67" - 76.75"	15"	11.02"W x 20.98"D x 3.15H
WRTALPPL5B1567CSG	WRTALPPL5B1567WNT	5	15"	67" - 76.75"	18"	13.78"W x 20.98"D x 3.15H
WRTALPPL5B1867CSG	WRTALPPL5B1867WNT	5	18"	67" - 76.75"	21"	16.53"W x 20.98"D x 3.15H
WRTALPPL5B2167CSG	WRTALPPL5B2167WNT	5	21"	67" - 76.75"	24"	19.29"W x 20.98"D x 3.15H

**VS TAL® Pantry**



**Scalea 3-Baskets, 4-Baskets & 5-Baskets Pantry Pull-Outs w/PAM® & Soft-Close**

- Available in 3-Baskets, 4-Baskets or 5-Baskets Kits
- Unhanded installation
- EasyFit: self-locking system for tool-free installation of frame into upper and lower guide rails
- 3-D front adjustment allows for simple door adjustment
- Individual height adjustment for baskets
- Heavy-duty, noise-restricted roller guides
- Synchronized upper and lower end stops
- Full synchronized bottom runner
- PAM Power Assisted Movement In Pull-Out Direction
- Self-closing and soft-closing
- Minimum Installation Depth: 23"
- Total load capacity: max. 265 lbs.
- Frame Finish: Carbon Steel Gray Finish
- Basket Bottom Finish: Available in Carbon Steel Gray, Walnut & Maple
- **3-Basket Kit Includes:** (1) Frame/Glides, (1) PAM Mechanism & (3) Baskets
- **4-Basket Kit Includes:** (1) Frame/Glides, (1) PAM Mechanism & (4) Baskets
- **5-Basket Kit Includes:** (1) Frame/Glides, (1) PAM Mechanism & (5) Baskets
- Sold in Kits

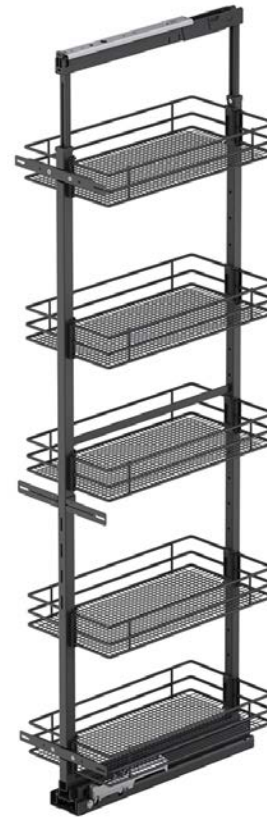


Carbon Steel Gray Basket Item #	Walnut Basket Item #	Maple Basket Item #	# of Baskets	Min. Cab. Opening	Cabinet Height Opening	For Cab Size	Basket Size
WRTALPSC3B937CSG	WRTALPSC3B937WNT	WRTALPSC3B937MPL	3	9"W	37.5" - 47.25"	12"	8.27"W x 20.98"D x 3.15H
WRTALPSC3B1237CSG	WRTALPSC3B1237WNT	WRTALPSC3B1237MPL	3	12"W	37.5" - 47.25"	15"	11.02"W x 20.98"D x 3.15H
WRTALPSC3B1537CSG	WRTALPSC3B1537WNT	WRTALPSC3B1537MPL	3	15"W	37.5" - 47.25"	18"	13.78"W x 20.98"D x 3.15H
WRTALPSC3B1837CSG	WRTALPSC3B1837WNT	WRTALPSC3B1837MPL	3	18"W	37.5" - 47.25"	21"	16.53"W x 20.98"D x 3.15H
WRTALPSC3B2137CSG	WRTALPSC3B2137WNT	WRTALPSC3B2137MPL	3	21"W	37.5" - 47.25"	24"	19.29"W x 20.98"D x 3.15H
WRTALPSC4B947CSG	WRTALPSC4B947WNT	WRTALPSC4B947MPL	4	9"W	47.25" - 57"	12"	8.27"W x 20.98"D x 3.15H
WRTALPSC4B1247CSG	WRTALPSC4B1247WNT	WRTALPSC4B1247MPL	4	12"W	47.25" - 57"	15"	11.02"W x 20.98"D x 3.15H
WRTALPSC4B1547CSG	WRTALPSC4B1547WNT	WRTALPSC4B1547MPL	4	15"W	47.25" - 57"	18"	13.78"W x 20.98"D x 3.15H
WRTALPSC4B1847CSG	WRTALPSC4B1847WNT	WRTALPSC4B1847MPL	4	18"W	47.25" - 57"	21"	16.53"W x 20.98"D x 3.15H
WRTALPSC4B2147CSG	WRTALPSC4B2147WNT	WRTALPSC4B2147MPL	4	21"W	47.25" - 57"	24"	19.29"W x 20.98"D x 3.15H
WRTALPSC4B957CSG	WRTALPSC4B957WNT	WRTALPSC4B957MPL	4	9"W	57" - 67"	12"	8.27"W x 20.98"D x 3.15H
WRTALPSC4B1257CSG	WRTALPSC4B1257WNT	WRTALPSC4B1257MPL	4	12"W	57" - 67"	15"	11.02"W x 20.98"D x 3.15H
WRTALPSC4B1557CSG	WRTALPSC4B1557WNT	WRTALPSC4B1557MPL	4	15"W	57" - 67"	18"	13.78"W x 20.98"D x 3.15H
WRTALPSC4B1857CSG	WRTALPSC4B1857WNT	WRTALPSC4B1857MPL	4	18"W	57" - 67"	21"	16.53"W x 20.98"D x 3.15H
WRTALPSC4B2157CSG	WRTALPSC4B2157WNT	WRTALPSC4B2157MPL	4	21"W	57" - 67"	24"	19.29"W x 20.98"D x 3.15H
WRTALPSC5B967CSG	WRTALPSC5B967WNT	WRTALPSC5B967MPL	5	9"W	67" - 76.75"	12"	8.27"W x 20.98"D x 3.15H
WRTALPSC5B1267CSG	WRTALPSC5B1267WNT	WRTALPSC5B1267MPL	5	12"W	67" - 76.75"	15"	11.02"W x 20.98"D x 3.15H
WRTALPSC5B1567CSG	WRTALPSC5B1567WNT	WRTALPSC5B1567MPL	5	15"W	67" - 76.75"	18"	13.78"W x 20.98"D x 3.15H
WRTALPSC5B1867CSG	WRTALPSC5B1867WNT	WRTALPSC5B1867MPL	5	18"W	67" - 76.75"	21"	16.53"W x 20.98"D x 3.15H
WRTALPSC5B2167CSG	WRTALPSC5B2167WNT	WRTALPSC5B2167MPL	5	21"W	67" - 76.75"	24"	19.29"W x 20.98"D x 3.15H

**VS TAL® Pantry**

**Saphir 3-Baskets, 4-Baskets & 5-Baskets Pantry  
Pull-Outs w/PAM® & Soft-Close**

- Available in 3-Baskets, 4-Baskets or 5-Baskets Kits
- Unhanded installation
- EasyFit: self-locking system for tool-free installation of frame into upper and lower guide rails
- 3-D front adjustment allows for simple door adjustment
- Individual height adjustment for baskets
- Heavy-duty, noise-restricted roller guides
- Synchronized upper and lower end stops
- Full synchronized bottom runner
- PAM Power Assisted Movement In Pull-Out Direction
- Self-closing and soft-closing
- Minimum Installation Depth: 23"
- Total load capacity: max. 265 lbs.
- Frame Finish: Carbon Steel Gray Finish
- Basket Bottom Finish: Available in Carbon Steel Gray
- **3-Basket Kit Includes:** (1) Frame/Glides, (1) PAM Mechanism & (3) Baskets
- **4-Basket Kit Includes:** (1) Frame/Glides, (1) PAM Mechanism & (4) Baskets
- **5-Basket Kit Includes:** (1) Frame/Glides, (1) PAM Mechanism & (5) Baskets
- Sold in Kits



Carbon Steel Gray Basket Item #	# of Baskets	Min. Cab. Width Opening	Cabinet Height Opening	For Cabinet Size	Basket Size
WRTALPSA3B937CSG	3	9"	37.5" - 47.25"	12"	8.27"W x 20.98"D x 3.15H
WRTALPSA3B1237CSG	3	12"	37.5" - 47.25"	15"	11.02"W x 20.98"D x 3.15H
WRTALPSA3B1537CSG	3	15"	37.5" - 47.25"	18"	13.78"W x 20.98"D x 3.15H
WRTALPSA3B1837CSG	3	18"	37.5" - 47.25"	21"	16.53"W x 20.98"D x 3.15H
WRTALPSA3B2137CSG	3	21"	37.5" - 47.25"	24"	19.29"W x 20.98"D x 3.15H
WRTALPSA4B947CSG	4	9"	47.25" - 57"	12"	8.27"W x 20.98"D x 3.15H
WRTALPSA4B1247CSG	4	12"	47.25" - 57"	15"	11.02"W x 20.98"D x 3.15H
WRTALPSA4B1547CSG	4	15"	47.25" - 57"	18"	13.78"W x 20.98"D x 3.15H
WRTALPSA4B1847CSG	4	18"	47.25" - 57"	21"	16.53"W x 20.98"D x 3.15H
WRTALPSA4B2147CSG	4	21"	47.25" - 57"	24"	19.29"W x 20.98"D x 3.15H
WRTALPSA4B957CSG	4	9"	57" - 67"	12"	8.27"W x 20.98"D x 3.15H
WRTALPSA4B1257CSG	4	12"	57" - 67"	15"	11.02"W x 20.98"D x 3.15H
WRTALPSA4B1557CSG	4	15"	57" - 67"	18"	13.78"W x 20.98"D x 3.15H
WRTALPSA4B1857CSG	4	18"	57" - 67"	21"	16.53"W x 20.98"D x 3.15H
WRTALPSA4B2157CSG	4	21"	57" - 67"	24"	19.29"W x 20.98"D x 3.15H
WRTALPSA5B967CSG	5	9"	67" - 76.75"	12"	8.27"W x 20.98"D x 3.15H
WRTALPSA5B1267CSG	5	12"	67" - 76.75"	15"	11.02"W x 20.98"D x 3.15H
WRTALPSA5B1567CSG	5	15"	67" - 76.75"	18"	13.78"W x 20.98"D x 3.15H
WRTALPSA5B1867CSG	5	18"	67" - 76.75"	21"	16.53"W x 20.98"D x 3.15H
WRTALPSA5B2167CSG	5	21"	67" - 76.75"	24"	19.29"W x 20.98"D x 3.15H

## Wood Waste Bin Pull-Outs



Single Waste Bin Pull-Out



Double Waste Bin Pull-Out

### Bottom Mount Waste Bin Pull-Out w/Soft-Close & Wood Carriage

- Soft-close undermount slides
  - Weight rating: 100 Lbs. static / 75 Lbs. dynamic
  - Exceeds BHMA requirements of 50,000 cycles
  - Patented slide strap “step” to clear face frame
  - 4 screw installation
  - Solid maple top frame & plywood box
  - Dovetail construction
  - Single units: additional storage space for trash bags
  - Door mount bracket adjustments provide 4.55” of adjustability
- **Single kit includes:**
    - (1) wood carriage w/soft-close slides,
    - (2) door mount brackets & (1) waste bin
  - **Double kit includes:**
    - (1) wood carriage w/soft-close slides,
    - (2) door mount brackets & (2) waste bins

Item #	Bin Size	Min. Cabinet Opening for Face Frame	Min. Cabinet Opening for Frameless	Designed for Base Cabinet Size	Height	Depth
<b>Single Wood Waste Bin Pull-Out w/Soft-Close Slides</b>						
PROWWB35WH-1	35 Qt.	11.5"W	11.75"W	15"W	19.64"	21.54"
PROWWB50WH-1	50 Qt.	11.5"W	11.75"W	15"W	23.54"	21.54"
<b>Double Wood Waste Bin Pull-Out w/Soft-Close Slides</b>						
PROWWB35WH-2	35 Qt.	14.5"W	14.75"W	18"W	19.64"	21.54"
PROWWB50WH-2	50 Qt.	15"W	15"W	18"W	23.54"	21.54"

## Pre Glued Wood Veneer Edgebanding

- Sanded with 3M pressure sensitive adhesive
- Staggered finger joints
- FSC Available on Special Order



Species	50' Roll Item #	250' Roll Item #
<b>Prefinished - 13/16" Wide</b>		
Maple	-	PROWDPFMAP1316PG
White Birch	-	PROWDPFWB1316PG
<b>Unfinished - 5/16" Wide</b>		
White Oak, Rift, FSC	-	PROWDRO516PGFSC
<b>Unfinished - 5/8" Wide</b>		
Maple	-	PROWDM58PG
Red Oak	-	PROWDRO58
<b>Unfinished - 3/4" Wide</b>		
Alder	-	PROWDALD34
Ash	-	PROWDAS34
Cherry	-	PROWDCCR34
Mahogany	-	PROWDMH34
Maple	-	PROWDM34
Walnut	-	PROWDWA34
White Birch	-	PROWDWB34
<b>Unfinished - 13/16" Wide</b>		
Alder	PROWDALD1316S	PROWDALD1316
Ash	-	PROWDAS1316
Cherry	PROWDCCR1316S	PROWDCCR1316
Douglas Fir, VG	-	PROWDVGF1316
Hickory	-	PROWDHCKRY1316
Maple	PROWDM1316S	PROWDM1316
Pine	-	PROWDPN1316
Red Oak	PROWDRO1316S	PROWDRO1316
Steamed Beech	-	PROWDSTMB1316
Walnut	PROWDWA1316S	PROWDWA1316
White Birch	PROWDWB1316S	PROWDWB1316
White Oak	-	PROWDWO1316
<b>Unfinished - 7/8" Wide</b>		
Ash	-	PROWDAS78
Clear Pine	-	PROWDPC78
Maple	-	PROWDMP78
Red Birch	-	-
Walnut	-	PROWDWAL78PG
<b>Unfinished - 1-1/4" Wide</b>		
Maple	-	PROWDM114PG

## Automatic Fleece Back Wood Veneer Edgebanding



- Natural Grade A Real Wood Veneer
- 500' Rolls Fleece Back, Sanded Front
- Staggered finger joints
- .020" to .022" Thick
- Prefinished rolls feature a UV Satin clear coat, factory applied
- FSC Available on Special Order

Species	500' Roll Item #
<b>Prefinished - 5/8" Wide</b>	
Maple	PROWDPFM58A
White Birch	PROWDPFWB58A
<b>Prefinished - 7/8" Wide</b>	
Cherry	PROWDPFCHRY78
Maple	PROWDPFMAPL78
Red Oak	PROWDPFROK78
Walnut	PROWDPFWAL78
White Birch	PROWDPFWB78A
<b>Prefinished - 15/16" Wide</b>	
Hickory	PROWDPFHCKRY1516
<b>Unfinished - 5/8" Wide</b>	
Alder	PROWDALD58A
Maple	PROWDM58A
<b>Unfinished - 3/4" Wide</b>	
Maple	PROWDM34A
<b>Unfinished - 7/8" Wide</b>	
African Mahogany	PROWDAFM78A
Alder	PROWDALD78A
Ash	PROWDAS78A
Birch	PROWDNB78A
Cherry	PROWDCCR78A
Clear Pine	PROWDPCP78A
Douglas Fir, Vertical Grain	PROWDVGFIR78A
Hickory	PROWDHCKRY-78A
Maple	PROWDM78A
Red Oak	PROWDRO78A
Steamed Beech	PROWDSTMB78A
Walnut	PROWDWA78A
White Birch	PROWDWB78A
White Oak	PROWDWO78A



Species	500' Roll Item #
<b>Unfinished - 15/16" Wide</b>	
African Mahogany	PROWDAFM1516A
Alder	PROWDALD1516A
Cherry	PROWDCCR1516A
Maple	PROWDM1516A
Red Birch	PROWDRBIRCH1516
Red Oak	PROWDRO1516A
Sapele, Quartered	PROWDSAPQTR1516A
Steamed Beech	PROWDSTMB1516A
Walnut	PROWDWA1516A
White Oak, Rift	PROWDWOR1516A
White Oak, Rift, FSC	PROWDROR1516AFSC
<b>Unfinished - 1-1/4" Wide</b>	
Alder	PROWDALD114A
White Oak, Rift, FSC	PROWDROR114AFSC
<b>Unfinished - 1-3/4" Wide</b>	
Maple	PROWDM134A

## Thick Solid Wood Edgebanding



- 7/8" and 15/16" Width
- 328' Coil Roll
- 1.0mm and 1.5mm are 3-ply
- 3.0mm and 3.1mm are 6-ply
- FSC available on Special Order

Species	Thickness	Item #
<b>7/8" Wide</b>		
Cherry	1mm	PROWD1MMCR78
Maple	1mm	PROWD1MMM78
White Oak	1mm	PROWD1MMWO78
African Mahogany	1.5mm	PROWD1.5MMAM78
Alder	1.5mm	PROWD1.5MMAL78
Cherry	1.5mm	PROWD1.5MMCR78
Maple	1.5mm	PROWD1.5MMM78
Red Oak	1.5mm	PROWD1.5MMRO78
Walnut	1.5mm	PROWD1.5MMWAL78
White Oak	1.5mm	PROWD1.5MMWO78
Alder	3mm	PROWD3MMAL
Cherry	3mm	PROWD3MMCH78
Mahogany	3mm	PROWD3MMAH78
Maple	3mm	PROWD3MMM78
Walnut	3mm	PROWD3MMWAL78
White Oak	3mm	PROWD3MWO78
Cherry	3.1mm	PROWD3.1MMCR78
Red Oak	3.1mm	PROWD3.1MMRO78
<b>15/16" Wide</b>		
Alder	1mm	PROWD1MMAL1516
Maple	1mm	PROWD1MMM1516
Red Birch	1mm	PROWD1MMRB1516
Walnut	1mm	PROWD1MMWL1516
White Oak, Rift	1mm	PROWD1MMRWO1516

## Melamine Paper Edgebanding, Preglued



- 50' or 250' rolls Tech Edge Melamine with EVA Hot Melt Adhesive Back
- Smooth or Textured Finish

Color	Type	Item #
<b>50' Roll</b>		
Almond	Smooth	PROWDPAL1316S
Black	Smooth	PROWDPB1316S
White	Textured	PROWDPWHT1316S
<b>250' Roll</b>		
Almond	Smooth	PROWDPAL1316
Black	Smooth	PROWDPB1316
Folkstone	Smooth	PROWDPLGR1316
Hardrock Maple	Smooth	PROWDPHM1316
White	Smooth	PROWDPWHT1316
White	Textured	PROWDPTWHT1316

## Wood to Wood Veneer Sheets



- Grade A Face
- Excellent Joinery and Precision Sanding
- FSC Available on Special Order (Not all Species Available in FSC)

Species	4' x 8' Item #
Alder	PROWDWTWRALD4X8
Cherry	PROWDWTWCR4X8
Red Birch	PROWDPALWBR4X8
Red Oak	PROWDWTWRO4X8
Rustic Alder	PROWDWTWKALD4X8
Sapeli, Quartered	PROWDSAPQTR4X8
Walnut	PROWDPALWWL4X8
White Oak	PROWDPALWHOK4X8
White Maple	PROWDWTWM4X8

## Veneer Sheets, PSA



- Grade A Face
- Excellent Joinery and Precision Sanding
- FSC Available on Special Order (Not all Species Available in FSC)

Species	2' x 8' Item #	4' x 8' Item #
Cherry	PROWDCRPS2X8	-
Clear Alder	PROWDAL2X8PSA	-
Maple	PROWDMPS2X8	PROWDMPS4X8



## Veneer Sheets, 10mil Paper Backed



- Grade A Face
- Excellent Joinery and Precision Sanding
- FSC Available on Special Order (Not all Species Available in FSC)

Species	2' x 8' Item #	4' x 8' Item #	4' x 10' Item #	8' x 4' Item #
African Mahogany, Ribbon	-	PROWDMAHRBAF4X8	-	-
Alder Sound Tight	-	PROWDALDSND4X8	-	-
Alder True Clear	-	PROWDALD4X8	-	-
Anigre	-	PROWDANQTDFG4X8	-	-
Beech	-	PROWDSBCHQTD4X8	-	-
Birdseye Maple	-	PROWDMPBIRD4X8	-	-
Birdseye Maple, Heavy	-	PROWD4X8	-	-
Bubinga Plain Slice Heart	-	PROWDRSAFRBUB4X8	-	-
Cherry	PROWD2X8	PROWD4X8	PROWD4X10	-
Cherry, HPVA	-	PROWDCHPREM4X8	-	-
Cherry, Quartered	-	PROWDCHQTR4X8	-	-
Clear Pine	-	PROWDPNCLR4X8	-	-
Hickory	-	PROWDHK4X8	-	-
Knotty Alder	-	PROWDKALD4X8	-	-
Knotty Pine	-	PROWDKP4X8	-	-
Mahogany	-	PROWDMAHKAY4X8	-	-
Maple	PROWDM2X8	PROWDM4X8	PROWDM4X10	-
Maple, HPVA	-	PROWDMPPREM4X8	-	-
Maple, Quartered	-	PROWDMPQTR4X8	-	-
Red Oak	PROWDRO2X8	PROWDRO4X8	PROWDRO4X10	-
Red Oak, HPVA	-	PROWDROPREM4X8	-	-
Red Oak, Quartered	-	PROWDROQTRHF4X8	-	-
Red Oak, Rift	-	PROWDRORIFT4X8	-	-
Teak	-	PROWDTEAK4X8	-	-
VG Fir	-	PROWDFIRVG4X8	-	-
Walnut	PROWDWA2X8	PROWDWA4X8	-	-
Walnut, HPVA	-	PROWDWLPREM4X8	-	-
Wenge, Quartered	-	PROWDWENQTR4X8	-	-
White Ash	PROWDA2X8	PROWDA4X8B	-	-
White Birch	PROWDWB2X8	PROWDWB4X8	-	-
White Birch, Rotary	-	PROWDBRWHRTY4X8	-	-
White Oak	PROWDWO2X8	PROWDWO4X8	-	-
White Oak, Quartered	-	PROWDWHOKQTR4X8	-	-
White Oak, Rift	-	PROWDWHOKRIFT4X8	-	-
Zebrawood	-	PROWDZEBWOOD4X8	-	-
Cherry, Cross Grain	-	-	-	PROWDCHXGRN8X4
Maple, Cross Grain	-	-	-	PROWDMPXGR8X4
Steamed Beech	-	-	-	PROWDSTMB8X4



### Spoon Shaped Shelf Support, 5mm & 1/4" Bores



- 5mm bore spoon shaped supports have 3/8" L x 5/16" W shelf rest area
- 1/4" bore spoon shaped supports have a 1/2" L x 5/16" W shelf rest area
- 5mm bore pin is 3/8" L and 1/4" bore pin is 5/16" L
- Sold In: Full Box Quantities

Finish	Item #	Box Qty
<b>5mm Bore</b>		
Brass	PG306-BR	100
Nickel	PG306-NK	100
<b>1/4" Bore</b>		
Brass	PG206-BR	100
Nickel	PG206-NK	100



### Steel Rod Shaped Shelf Support 5mm Bore With Center Stop



- Overall rod length is 5/8"
- Sold by the each, available any quantity

Item #	Finish	Box Qty
HA282.43.905	Zinc	1,000



### Shelf Support Grommet, 5mm & 1/4" Bores



- Sized to accept 5mm and 1/4" bore shelf pins
- 5mm grommet requires 7/32" (5.3mm) diameter hole size while 1/4" grommet requires 17/64" (6.7mm) diameter hole to accommodate grommet
- 5mm bore grommet depth of 3/16", while the 1/4" bore grommet depth is 1/4"
- Sold by the each, available any quantity

Shelf Pin Bore Size	Finish	Item #	Box Qty
1/4"	Zinc	FE1284ZC	1,000
1/4"	Brass	FE1284BR	1,000



### “L” Shaped Steel Shelf Support 5mm & 1/4” Bores



- “L” shaped supports have 5/8” L x 1/2” W shelf rest area
- Support has hole to accommodate screw for affixing to shelf
- 5mm bore pin length is 5/16”, 1/4” bore pin length is 3/8”
- Sold in full box quantity

Bore Size	Finish	With Hole	Item #	Box Qty
<b>5mm Bore</b>				
5mm	Brass	Yes	PG707-BR	100
5mm	Nickel	Yes	PG707-NK	100
<b>1/4” Bore</b>				
1/4”	Brass	Yes	PG607-BR	100
1/4”	Bronze	Yes	PG607-BZ	100
1/4”	Nickel	Yes	PG607-NK	100
1/4”	Brass	No	PG606-BR	100



### Plastic Shelf Support With Steel Pin 5mm Bore, Value Priced



- Pin length is 5/16”
- Shelf rest area is 13/32” L x 7/16” W
- Plastic support with steel pin
- Sold in full box quantity

Finish	Item #	Box Qty
Clear	PG438CL	100
White	PG438WH	100
Almond	PG438AL	100
Brown	PG438BN	100

## 180 Lb Rated Hanging Rail System



- Steel Hanging Rail with oval holes
- Brackets are rated at 180 lbs. per pair
- Brackets Left/Right adjustment is 11mm, Up/Down adjustment is 14mm



A



B



C



D



E

	Item #	Description
A	PT875Z24	Steel Hanging Rail with oval holes, 1"W x 93-3/8"L
B	PT883-01-24	Cover for 1" Steel Hanging Rail, White
	PT883-55-24	Cover for 1" Steel Hanging Rail, Almond
	PT883-04-24	Cover for 1" Steel Hanging Rail, Brown
C	PT16-85450	Hanging Rail Bracket, Left Sided, Zinc plated
D	PT16-85451	Hanging Rail Bracket, Right Sided, Zinc plated
E	PT16-85252-680	Cover Cap for Hanging Rail Bracket, Left Sided, White
	PT16-85253-680	Cover Cap for Hanging Rail Bracket, Right Sided, White



## 1-1/16" Diameter Round Chrome Tubing, Value Priced Steel



- High quality steel with a wall thickness of .080"
- Material is 14 gauge steel with Polished Chrome finish

Item #	Length
YYTUBE-1-72	6 ft.
YYTUBE-1-96	8 ft.
YYTUBE-1-144	12 ft.



Closed



Open

## 1-1/16" Diameter Chrome Flanges Value Priced Round Open & Closed Style



- Flange is made of steel
- Three screw hole design (sold without screws)

Item #	Flange Type	Finish
YYFLANGE-1O-CH	Open	Polished Chrome
YYFLANGE-1C-CH	Closed	



## 1-5/16" Diameter Round Tubing, Value Priced



- Wall thickness .078"

Item #	Length	Finish	Material
YYTUBE-5-96DB	8 ft.	Dull Brass	Aluminum
YYTUBE-5-96DC	8 ft.	Dull Chrome	Aluminum
YYTUBE-5-8DN	8 ft.	Dull Nickel	Aluminum
YYTUBE-5-8BLK	8 ft.	Matte Black	Aluminum
YYTUBE-5-8ORB	8 ft.	Oil Rubbed Bronze	Aluminum

Item #	Length	Finish	Material
YYTUBE-5-48	4 ft.	Polished Chrome	Steel
YYTUBE-5-60	5 ft.	Polished Chrome	Steel
YYTUBE-5-72	6 ft.	Polished Chrome	Steel
YYTUBE-5-96	8 ft.	Polished Chrome	Steel
YYTUBE-5-120	10 ft.	Polished Chrome	Steel
YYTUBE-5-144	12 ft.	Polished Chrome	Steel



## 1-5/16" Diameter Flanges, Open & Closed



- Flanges are made of a zinc alloy
- Holds a 1-5/16" dia. outside dimension tube
- Flanges have three screw holes (screws not included)

Open Item #	Finish	Type
YYFLANGE-50-SN	Satin Nickel	Open
YYFLANGE-50-DC	Dull Chrome	Open
YYFLANGE-50CS-DB	Dull Brass	Open
YYFLANGE-50-BLK	Matte Black	Open
YYFLANGE-50-ORB	Oil Rubbed Bronze	Open
YYFLANGE-50-CH	Polished Chrome	Open

Closed Item #	Finish	Type
YYFLANGE-5C-SN	Satin Nickel	Closed
YYFLANGE-5CS-DB	Dull Brass	Closed
YYFLANGE-5C-BLK	Matte Black	Closed
YYFLANGE-5C-ORB	Oil Rubbed Bronze	Closed
YYFLANGE-5C-CH	Polished Chrome	Closed



## 1-5/16" Diameter Flanges Round Open & Closed With Pins



- Flanges are made of a zinc alloy
- Holds a 1-5/16" diameter outside dimension tube
- Flange has two pins, 32mm on center for 5mm bore holes and center screw hole, screws not included

Open Item #	Finish	Type
YYFLANGE-5OP-SN	Satin Nickel	Open
YYFLANGE-5OP-DC	Dull Chrome	Open
YYFLANGE-5OP-DB	Dull Brass	Open
YYFLANGE-5OP-ORB	Oil Rubbed Bronze	Open
YYFLANGE-5OP-CH	Polished Chrome	Open

Closed Item #	Finish	Type
YYFLANGE-5CP-SN	Satin Nickel	Closed
YYFLANGE-5CP-DC	Dull Chrome	Closed
YYFLANGE-5CP-DB	Dull Brass	Closed
YYFLANGE-5CP-ORB	Oil Rubbed Bronze	Closed
YYFLANGE-5CP-CH	Polished Chrome	Closed



### Oval Chrome Tubing, 30mm x 15mm Value Priced, Steel



- Tubing is made of steel with a Polished Chrome finish
- .039" wall thickness
- Available in 8' and 12' lengths

Packing: 20 each per box.

Sold In: Both broken and full box quantities.

Item #	Length
FUTOV8-CH	8 ft. Closet Rod
FUTOV12-CH	12 ft. Closet Rod



### Oval Tubing, 30mm x 15mm Aluminum, Varied Finishes



- Tubing is made of 100% aluminum
- .039" wall thickness
- Available in 8' lengths only

Packing: 20 each per box.

Sold In: Both broken and full box quantities.

Item #	Finish
FUTOV8-DB	Dull Brass
FUTOV8-DCH	Dull Chrome
FUTOV8-DN	Dull Nickel
FUTOV8-MB	Matte Black
FUTOV8-ORB	Oil Rubbed Bronze



### Center Support for Oval Tubing



- Size: 9/16" x 1-3/16"
- For oval tubing: 1-1/8" x 5/8" (30mm x 15mm)
- For oval tubing part# FUTOV8-CH 8'L or FUTOV12-CH 12'L
- (2) holes for mounting screws, 1-3/16" C/C
- Includes #6 x 3/4" screws

Item #	Finish
FUTOVC-CH	Chrome
FUTOVC-DB	Dull Brass
FUTOVC-DN	Dull Nickel
FUTOVC-ORB	Oil Rubbed Bronze



### Oval Flange, 30mm X 15mm Open Style, 3 Hole/No Pins



- Flanges are made of a zinc alloy
  - Flanges have 3 screw holes with no pins
- Packing: 50 per box, screws not included.  
Sold In: Both broken and full box quantities

Item #	Finish
FUTOVS-DN	Dull Nickel
FUTOVS-DC	Dull Chrome
FUTOVS-DB	Dull Brass
FUTOVS-MB	Matte Black
FUTOVS-ORB	Oil Rubbed Bronze
FUTOVS-CH	Polished Chrome




### Oval Flange, 30mm x 15mm Open Style With Dual Pins



- Flanges are made of a zinc alloy
  - Flanges have two 5mm pins for use in 32mm systems and a single screw hole
- Packing: 50 per box, screws not included.  
Sold In: Both broken and full box quantities

Item #	Finish
FUTOVP-DN	Dull Nickel
FUTOVP-DC	Dull Chrome
FUTOVP-DB	Dull Brass
FUTOVP-MB	Matte Black
FUTOVP-ORB	Oil Rubbed Bronze
FUTOVP-CH	Polished Chrome


**Flat Rail Kits with Soft-Close Option**



Item #	Type	Material	Finish	Kit Includes	
<b>Barn Door Hardware Flat Rail Kits - Face Mount - Maximum Door Weight: 350 lbs.</b>					
A	FUT7721451005	Face Mount	Steel	Matte Black	(1) 78"L Flat Rail, (5) Clamps for Fixing to Rail, (2) Door Stoppers, (2) Anti-Jump Blocks, (2) Sliding Door Rollers, & (1) Floor Guide
	FUT7721453007	Face Mount	Steel	Oil Rubbed Bronze	(1) 78"L Flat Rail, (5) Clamps for Fixing to Rail, (2) Door Stoppers, (2) Anti-Jump Blocks, (2) Sliding Door Rollers, & (1) Floor Guide
	FUT7721456006	Face Mount	Stainless Steel	Stainless Steel	(1) 78"L Flat Rail, (5) Clamps for Fixing to Rail, (2) Door Stoppers, (2) Anti-Jump Blocks, (2) Sliding Door Rollers, & (1) Floor Guide
<b>Barn Door Hardware Flat Rail Kits - Top Mount - Maximum Door Weight: 300 lbs.</b>					
B	FUT7722451008	Top Mount	Steel	Matte Black	(1) 78"L Flat Rail, (5) Clamps for Fixing to Rail, (2) Door Stoppers, (2) Anti-Jump Blocks, (2) Sliding Door Rollers, & (1) Floor Guide
	FUT7722456009	Top Mount	Stainless Steel	Stainless Steel	(1) 78"L Flat Rail, (5) Clamps for Fixing to Rail, (2) Door Stoppers, (2) Anti-Jump Blocks, (2) Sliding Door Rollers, & (1) Floor Guide
<b>Accessories - Soft-Close Mechanism for Flat Rail Barn Door Hardware Only</b>					
C	FUT7725351100	Soft-Close Mechanism, Matte Black Finish			
	FUT7725353108	Soft-Close Mechanism, Oil Rubbed Bronze Finish			
	FUT7725356109	Soft-Close Mechanism, Stainless Steel Finish			
<b>Accessories - Designed for Flat Rail Barn Door Hardware Only</b>					
D	FUT7725951104	Flat Rail Connector, Connects Two Flat Rails Together, Matte Black Finish			
	FUT7725953106	Flat Rail Connector, Connects Two Flat Rails Together, Oil Rubbed Bronze Finish			
	FUT7725956105	Flat Rail Connector, Connects Two Flat Rails Together, Stainless Steel Finish			
E	FUT7791951101	Bypass Door Brackets, Designed for Two Door Application, Matte Black Finish			
	FUT7791953103	Bypass Door Brackets, Designed for Two Door Application, Oil Rubbed Bronze Finish			
	FUT7791956102	Bypass Door Brackets, Designed for Two Door Application, Stainless Steel Finish			



**Round Rail Kits with Soft-Close Option**



Item #	Type	Material	Finish	Kit Includes	
<b>Barn Door Hardware Round Rail Kits - Face Mount - Maximum Door Weight: 260 lbs.</b>					
A	FUT7711456001	Face Mount	Stainless Steel	Stainless Steel	(1) 78"L Round Rail, (4) Clamps for Fixing to Rail, (2) Door Stoppers, (2) End Caps, (2) Sliding Door Rollers, (1) Floor Guide, & (1) Tool
	FUT7711356002	Face Mount w/Soft-Close	Stainless Steel	Stainless Steel	(1) 78"L Round Rail, (4) Clamps for Fixing to Rail, (2) Door Stoppers, (2) End Caps, (2) Sliding Door Rollers, (1) Floor Guide, (1) Tool, (2) Soft-Closing Mechanisms, & (2) Triggers for the Soft-Close
<b>Barn Door Hardware Round Rail Kits - Top Mount - Maximum Door Weight: 260 lbs.</b>					
B	FUT7712456003	Top Mount	Stainless Steel	Stainless Steel	(1) 78"L Round Rail, (4) Clamps for Fixing to Rail, (2) Door Stoppers, (2) End Caps, (2) Sliding Door Rollers, & (1) Floor Guide
	FUT7712356004	Top Mount w/Soft-Close	Stainless Steel	Stainless Steel	(1) 78"L Round Rail, (4) Clamps for Fixing to Rail, (2) Door Stoppers, (2) End Caps, (2) Sliding Door Rollers, (1) Floor Guide, (2) Soft-Closing Mechanisms, & (2) Triggers for the Soft-Close
<b>Accessory - Round Rail Connector</b>					
C	FUT7715956107	Round Rail Connector, designed to connect two round rails together, Stainless Steel Finish			

## Mini-Barn Door Hardware Face Mount Kit

**PRO**  
VALUE SERIES

- Applications: kitchen islands, bathroom vanities, dressers, decorative window coverings, & hidden TV solutions
- Suitable for door thickness of 1" - 1-3/16" (25 - 30 mm)
- Door Weight Capacity: 44 Lbs.
- Available Finishes: Matte Black
- Steel with powder coat
- Kit Includes:
  - (1) 70"L Flat Rail
  - (5) Clamps for Fixing to Rail
  - (2) Door Stoppers
  - (2) Anti-Jump Blocks
  - (2) Sliding Door Rollers
  - (1) Floor Guide
  - (1) Allen Key & Screws



Item #	Description	Finish
FUT7721451010	Mini-Barn Door Hardware Flat Rail Kit, Face Mount	Matte Black
FUT7721951136	Accessory - Extra Sliding Door Roller, Face Mount	Matte Black

## Mini-Barn Door Hardware Top Mount Kit


**PRO**  
VALUE SERIES

- Applications: kitchen islands, bathroom vanities, dressers, decorative window coverings, & hidden TV solutions
- Suitable for door thickness of 1" - 1-3/16" (25 - 30 mm)
- Door Weight Capacity: 44 Lbs.
- Available Finishes: Matte Black
- Steel with powder coat
- Kit Includes:
  - (1) 70"L Flat Rail
  - (5) Clamps for Fixing to Rail
  - (2) Door Stoppers
  - (2) Anti-Jump Blocks
  - (2) Sliding Door Rollers
  - (1) Floor Guide
  - (1) Allen Key & Screws



Item #	Description	Finish
FUT7722451011	Mini-Barn Door Hardware Flat Rail Kit, Top Mount	Matte Black
FUT7722951135	Accessory - Extra Sliding Door Roller, Top Mount	Matte Black

**C-Guides, T-Guides & Latches**



**PRO**  
VALUE SERIES

	Item #	Description	Finish
A	FUT7791951110	C-Guide for Regular & Mini Barn Door	Matte Black
	FUT7791953111	C-Guide for Regular & Mini Barn Door	Oil Rubbed Bronze
	FUT7791956112	C-Guide for Regular & Mini Barn Door	Stainless Steel
B	FUT7791951113	T-Guide for Regular & Mini Barn Door	Matte Black
	FUT7791953114	T-Guide for Regular & Mini Barn Door	Oil Rubbed Bronze
	FUT7791956115	T-Guide for Regular & Mini Barn Door	Stainless Steel
C	FUT7751951201	Latch for Regular & Mini Barn Door	Matte Black
	FUT7751953202	Latch for Regular & Mini Barn Door	Oil Rubbed Bronze
	FUT7751959200	Latch for Regular & Mini Barn Door	Satin Nickel

**Handles**



	Item #	Style	Finish	Item #	Description	Finish	
A	FUT7751951307	Rectangle	Matte Black	E	FUT7751951316	Rounded	
	FUT7751953308	Rectangle	Oil Rubbed Bronze		FUT7751953317	Rounded	Oil Rubbed Bronze
	FUT7751959306	Rectangle	Satin Nickel		FUT7751959315	Rounded	Satin Nickel
B	FUT7751951310	Fleur-de-lys	Matte Black	F	FUT7753951301	6.5" OL Flush	
	FUT7751953311	Fleur-de-lys	Oil Rubbed Bronze		FUT7753953302	6.5" OL Flush	Oil Rubbed Bronze
	FUT7751959309	Fleur-de-lys	Satin Nickel		FUT7753959300	6.5" OL Flush	Satin Nickel
C	FUT7751951313	Octagon	Matte Black	G	FUT7753951304	8" OL Flush	
	FUT7751953314	Octagon	Oil Rubbed Bronze		FUT7753953305	8" OL Flush	Oil Rubbed Bronze
	FUT7751959312	Octagon	Satin Nickel		FUT7753959303	8" OL Flush	Satin Nickel
D	FUT7751951319	Spade	Matte Black				
	FUT7751953320	Spade	Oil Rubbed Bronze				

**PRO**  
VALUE SERIES

Note: All handles are non-stock items and the delivery is 10-12 working days.



## Panel Spacers



- No Oil, Carbon Black or Phthalates
- Eliminate panel rattle and cracking glue joints
- Absolutely no bleeding into your panel door
- .270" diameter, best for use in 1/4" groove
- Recommended minimum spacing is 3/16" (8 - 10 spacers per 5 panel door)

**Perfect for automatic insertion.  
No talc needed! \***

\* If you are currently using another style of panel spacer with automatic insertion, make sure you run some isopropyl alcohol through to remove any talc or oil residue in the channel

Item #	Bag Qty
WR0683135800-1M	1,000
WR0683135800-5M	5,000



## Panel Spacer Insertion Gun, Handheld Pneumatic

- Compatible with various spacer sizes and styles via adjustable set screws
- Easily and accurately insert spacers into your doors
- Every pull of the trigger inserts a spacer right where you need it
- Normal Operating Pressure is 80-140 psi
- Works with Würth Panel Spacers and other styles of panel spacers .260 and .232
- Talc powder included for other types of panel spacers where it may be needed

Item #
CSHINSERTGUN



## MicroPinner/Bradder, 23 Gauge



- Auto adjust push for different lengths
- Lock-out to prevent dry firing
- Removable no mar tip; belt hook
- Steel driver blade; for longer life
- Rear exhaust with muffler
- Swivel adapter for hose connection

Item #	Gauge	Range	Capacity
WR11191W	23	Microbrads 7/8" - 1-3/8" Micropins 1/2" - 1"	120 Pins or Brads

**Shoots micropins and microbrads**

Item #	Description
WR300820F	CPL Driver Piston with O-Ring



### Micro Brads 23 Gauge



- Applications: Cabinet doors, light trim, carvings and ornamentals and picture frames

Length	Item #	Box Qty
7/8"	WRN23088B	10,000
1"	WRN23100B	10,000
1-3/16"	WRN23119B	10,000
1-3/8"	WRN23138B	10,000



### Micro Pins 23 Gauge



- Applications: Cabinet doors, light trim, carvings and ornamentals and picture frames

Length	Item #	Box Qty
1/2"	WRN23050F-10	10,000
5/8"	WRN23058F-10	10,000
3/4"	WRN23075F-10	10,000
1"	WRN23100F-10	10,000




### Staples, 7/16" Medium Crown 16 Gauge



- Applications: Furniture and case good face frames and side stiles, desk and cabinet box build up, soffit and fascia, casebacks, countertop build up, hardwood pallets, shipping crates and boxes, sash

Length	Item #	Box Qty
1-1/4"	WRS16125L	10,000
1-1/2"	WRS16150L	10,000
1-3/4"	WRS16175L	10,000
2"	WRS16200L	10,000




### Staples, 7/32" Crown 18 Gauge



- Applications: Cabinet building, underlayment, moldings

Length	Item #	Box Qty
3/4"	WRS18075N	5,000
1-3/16"	WRS18119N	3,000
1-1/4"	WRS18125N	3,000




### Staples, 3/8" Crown 18 Gauge



- Applications: Cabinetry and furniture, aluminum siding, mobile homes and RV's, and light metal to wood attachment

Length	Item #	Box Qty
5/8"	WRS18063M	5,000
3/4"	WRS18075M	5,000




### Staples, 1/4" Narrow Crown 18 Gauge



- Applications: Casebacks, pre-hung units, paneling, interior trim, drawers underlayment, door and window casings, cabinet assembly, lattice glue blocks, moldings and cabinet box assembly

Length	Item #	Box Qty
1/2"	WRS18050KT	5,000
5/8"	WRS18063K	5,000
3/4"	WRS18075K	5,000
7/8"	WRS18088K	5,000
1"	WRS18100K	5,000
1-1/8"	WRS18113K	5,000
1-1/4"	WRS18125K	5,000
1-1/2"	WRS18150K	5,000

**TOP  
SELLER!**



### Staples, 1/4" Crown 19 Gauge



- Applications: Cabinets, casebacks, underlayment, molding and trim, lattice, and hardwood floors

Length	Item #	Box Qty
3/4"	WRS19075R	5,000



### Slight Head Brad Nails 18 Gauge



- Applications: Cabinets, furniture, woodworking, trim, dowels and joints, cabinet door frames and panels, drawer assembly, decorative wood, and plastic pieces

Length	Item #	Box Qty
5/8"	WRN18063B	5,000
3/4"	WRN18075B	5,000
1"	WRN18100B	5,000




### Brad Nails 18 Gauge



- Applications: Carvings and ornamentals, furniture repair, cabinets and drawers, casebacks, small trim and baseboards

Length	Item #	Box Qty
5/8"	WRN18063A	5,000
3/4"	WRN18075A	5,000
1"	WRN18100A	5,000
1-3/16"	WRN18119A	5,000
1-1/4"	WRN18125A	5,000
1-1/2"	WRN18150A	5,000
1-9/16"	WRN18156A	5,000
1-3/4"	WRN18175A	5,000
2"	WRN18200A	5,000



### Angled Finish Nails 15 Gauge



- Applications: Vanities, molding and trim, dowels and joints, cabinet door frames, drawer assembly, picture frames, scribe moldings, furniture repair, carvings, ornamentals, blind pinning of upholstered and trim panels, and rattan

Length	Item #	Box Qty
1"	WRN15100E	4,000
1-1/4"	WRN15125E	4,000
1-1/2"	WRN15150E	4,000
1-3/4"	WRN15175E	4,000
2"	WRN15200E	4,000
2-1/4"	WRN15225E	4,000
2-1/2"	WRN15250E	4,000




### Finish Nails, 16 Gauge



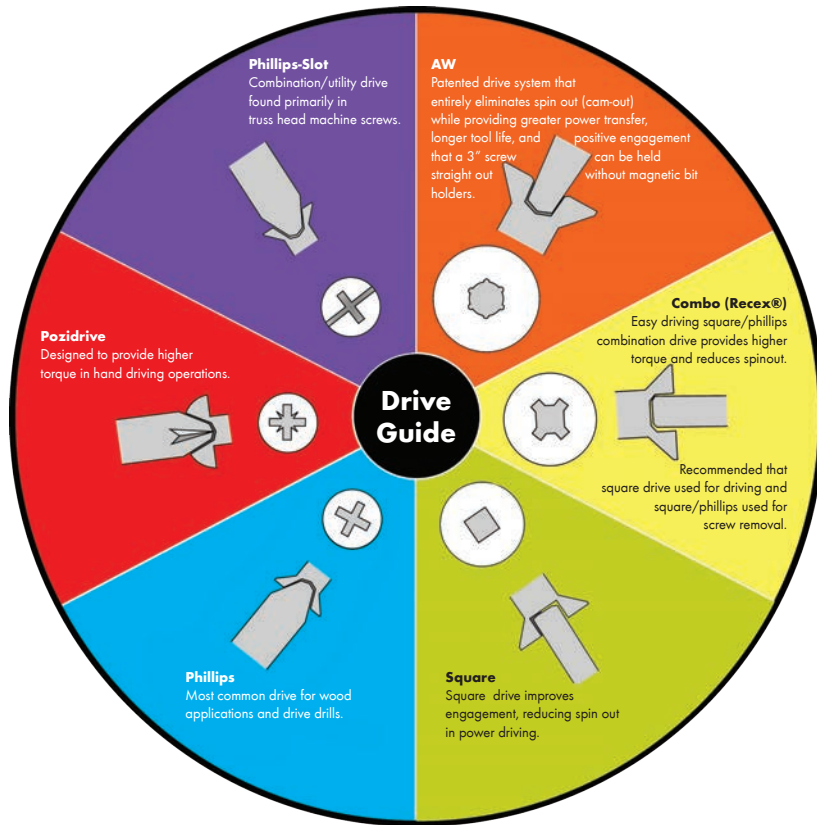
- Applications: Cabinets, shelving, drawer boxes, trim and molding build-ups, and chair railings

Length	Item #	Box Qty
1"	WRN16100D	5,000
1-1/4"	WRN16125D	5,000
1-1/2"	WRN16150D	5,000
1-3/4"	WRN16175D	5,000
2"	WRN16200D	5,000
2-1/2"	WRN16250D	5,000

### Head Guide



### Drive Guide



### Thread and Point Guide

#### Fine Thread

General woodworking use, primarily with solid woods and hardwood. Requires pre-drilling and pre-countersinking.



#### ASSY®

Patented "Asymmetrical / Symmetrical" thread geometry and 30° point locates screw precisely, drives fast, with 40% higher fracture torque than ordinary screws.



#### Hi-Lo Thread

"All-purpose" thread. Designed for greater holding and less strip-out in all woods.



#### ASSY® Plus

Patented "ASSY" thread design plus a drill bit cutter head for clean, fast, non-splitting drive into all woods and near edges.



#### Coarse Thread

Used in particleboard and softwoods. Best results require pre-drilling and countersinking.



#### Type 17 Auger Point

Sharp slotted point acts as drill to eliminate pre-drilling for quicker, faster installation.



#### Turbo Thread

Virtually eliminates pre-drilling and countersinking. With features like nibs and a patented serrated tooth thread for less driving torque and reduced splitting.



#### Flat Screw Point

Machine screws. Used to attach decorative hardware and in RTA applications.





## STRONGER THAN STEEL! How Strong are our screws?

Heat-treating makes our screws tough enough to drive into red oak without a pilot hole, tough enough to resist the forces trying to blow apart the driver bit recess as the screw is driven, tough enough to keep the driver bit from stripping out the recess, and tough enough to resist breakage when a load is placed on a screwed joint. Go into most hardware stores and home centers and the screws you find will be poorly heat-treated, or not heat-treated at all!

Company	Screw Size	Threads per Inch	Major Diameter	Minor Diameter	Minimum Breaking Torque (Lb. per Sq. Inch)
<b>Würth</b>	<b>#5</b>	<b>13</b>	<b>.120 - .130</b>	<b>.080 - .086</b>	<b>17</b>
Competitor A	#5	14	.122 - .128	.072 - .078	18
Competitor B	#5	13	.118 - .125	.068 - .075	16
<b>Würth</b>	<b>#6</b>	<b>12</b>	<b>.140 - .150</b>	<b>.088 - .093</b>	<b>23</b>
Competitor A	#6	13	.135 - .141	.078 - .087	18
Competitor B	#6	12	.130 - .140	.076 - .076	17
<b>Würth (Top Mover!)</b>	<b>#8</b>	<b>10</b>	<b>.161 - .168</b>	<b>.100 - .105</b>	<b>38</b>
Competitor A	#8	11	.161 - .168	.094 - .103	28
Competitor B	#8	12	.160 - .170	.092 - .102	28
<b>Würth</b>	<b>#10</b>	<b>9</b>	<b>.196 - .206</b>	<b>.118 - .123</b>	<b>50</b>
Competitor A	#10	9	.187 - .194	.110 - .119	39
Competitor B	#10	9	.188 - .198	.108 - .118	40
<b>Würth</b>	<b>#12</b>	<b>11</b>	<b>.218 - .230</b>	<b>.135 - .140</b>	<b>70</b>
Competitor A	#12	8	.225 - .230	.169 - .170	65
Competitor B	#12	9	.215 - .225	.130 - .140	62

- The information above was taken from company web sites or other published data\*
- All dimensional and test data based on standard Deep Thread screws\*

Würth uses only the finest quality 1018-1022 carbon steel to manufacture their fasteners. Our special heat treating process insures maximum strength and breaking torque. All Würth Screws are manufactured to meet or exceed I.F.I. (International Fastener Institute) standards. We manufacture the majority of our fasteners in our own factories to insure consistency and to control quality.

## Flat Head Phillips Drive Screws, Coarse Thread Without Nibs, Regular Point



- 3/4" and 1" lengths are threaded fully - all other sizes are threaded 2/3's from bottom of the screw
- Case hardened, finishes listed below
- Uses #2 Phillips Drive bits
- Box quantities as shown below. Sold in full boxes only.




Length x Gauge	Finish	Box Qty	Item #	Quick Code	Bulk Qty	Item #	Quick Code
3/4" x 6	Lubricated	1,000	WUMS6X34FPCLT	L38720	15,000	WUMS6X34FPCLB	L38710
1" x 8	Lubricated	1,000	WUWS8X100FPCLT	L38730	10,000	WUWS8X100FPCLB	L38732
1-1/4" x 8	Lubricated	-	-	-	7,500	WUWS8X114FPCLB	L38738
1-1/2" x 8	Lubricated	-	-	-	5,000	WUWS8X200FPCLB	L38742
2" x 8	Lubricated	1,000	WUWS8X200FPCLT	L38750	-	-	-
4" x 10	Lubricated	-	-	-	1,000	WUWS10X400F-PCLB	L37400
3/4" x 6	Black	1,000	WUMS8X34FPCBT	L38330	-	-	-
1-1/4" x 8	Black	1,000	WUWS8X114FPCBT	L38350	-	-	-
1-1/2" x 8	Black	1,000	WUWS8X112FPCBT	L38360	-	-	-
1-5/8" x 8	Black	-	-	-	5,500	WUWS8X158FPCBB	L38375
1-3/4" x 8	Black	-	-	-	4,800	WUWS8X134FPCBB	L38385
2" x 8	Black	-	-	-	4,000	WUWS8X200FPCBB	L38395
2-1/2" x 8	Black	-	-	-	2,500	WUWS8X212FPCBB	L38415
3" x 8	Black	1,000	WUWS8X300FPCBT	L38425	-	-	-

**VISIT US TODAY AT:**  
**WURTHLOUISANDCOMPANY.COM**



Order Würth and Pro Value products featured in this catalog online 24/7!





**Flat Head Phillips Drive,  
Coarse Thread With Nibs,  
Type 17 Auger Point**



- 1" lengths are threaded fully - all other sizes are threaded 2/3's from bottom of the screw
- Case hardened, finishes listed below
- Uses #2 Phillips Drive bits
- Box quantities as shown below.

Size	Box			Bucket			Bulk		
	Item #	Quick Code	Box Qty	Item #	Quick Code	Bucket Qty	Item #	Quick Code	Bulk Qty
<b>Black Oxidized Finish</b>									
1" x 8	WUWS8X1FCBNPT	L34200	1,000	WUWS8X100FPCSBP	LT34220	7,000	WUWS8X1FCBNPB	L34220	11,000
1-1/4" x 8	WUWS8X114FCBNPT	L34240	1,000	WUWST8X114FCBNPB	LT34260	5,000	WUWS8X114FCBNPB	L34260	9,000
1-1/2" x 8	WUWS8X112FCBNPT	L34280	1,000	WUWST8X112FCBNPB	LT34300	5,000	WUWS8X112FCBNPB	L34300	7,000
1-5/8" x 8	WUWS8X158FCBNPT	L34320	1,000	WUWST8X158FCBNPB	LT34340	3,500	WUWS8X158FCBNPB	L34340	5,500
1-3/4" x 8	WUWS8X134FPCSBT	L34350	1,000	-	-	-	WUWS8X134FPCSB	L34360	4,800
2" x 8	WUWS8X2FCBNPT	L34400	1,000	WUWST8X200FCBNPB	LT34420	3,000	WUWS8X2FCBNPB	L34420	4,000
2-1/4" x 8	-	-	-	WUWST8X214FCBNPB	LT34460	2,500	WUWS8X214FCBNPB	L34460	3,500
2-1/2" x 8	WUWS8X212FCBNPT	L34480	1,000	WUWST8X212FCBNPB	LT34500	2,500	WUWS8X212FCBNPB	L34500	2,500
3" x 8	WUWS8X3FCBNPT	L34560	-	WUWST8X300FCBNPB	LT34580	2,000	WUWS8X3FCBNPB	L34580	2,000
<b>Zinc Finish</b>									
1" x 8	WUWS8X1FCPZNPT	L30000	1,000	WUWST8X100FCPZNPB	LT30100	7,000	WUWS8X1FCPZNPB	L30100	11,000
1-1/4" x 8	WUWS8X114FCPZNPT	L30200	1,000	WUWST8X114FCPZNPB	LT30300	5,000	WUWS8X114FCPZNPB	L30300	9,000
1-1/2" x 8	WUWS8X112FCPZNPT	L30400	1,000	WUWST8X112FCPZNPB	LT30500	5,000	WUWS8X112FCPZNPB	L30500	7,000
1-5/8" x 8	WUWS8X158FCPZNPT	L30600	1,000	WUWST8X158FCPZNPB	LT30700	3,500	WUWS8X158FCPZNPB	L30700	5,500
1-3/4" x 8	WUWS8X134FPCSZT	L30795	1,000	-	-	-	WU30798	L30798	4,800
2" x 8	WUWS8X2FCPZNPT	L30800	1,000	WUWST8X200FCPZNPB	LT30900	3,000	WUWS8X2FCPZNPB	L30900	4,000
2-1/4" x 8	WUWS8X214FCPZNPT	L31000	-	WUWS8X214FPCSZP	LT31100	2,500	WUWS8X214FCPZNPB	L31100	3,500
2-1/2" x 8	WUWS8X212FCPZNPT	L31200	1,000	WUWST8X212FCPZNPB	LT31300	2,500	WUWS8X212FCPZNPB	L31300	2,500
3" x 8	WUWS8X3FCPZNPT	L31400	1,000	WUWST8X300FCPZNPB	LT31500	2,000	WUWS8X3FCPZNPB	L31500	2,000

## Flat Head Recex (Combo Phillips & Square) Drive, Coarse Thread With or Without Nibs, Regular Point



- 1" lengths are threaded fully - all other sizes are threaded 2/3's from bottom of the screw
- Case hardened, Lubricated
- Uses #2 Square Drive bits to insert; #2 Phillips Drive bits can be used for aftermarket adjustment
- Box quantities as shown below. Sold in full boxes only.



Without Nibs, With Regular Point



With Nibs, With Regular Point

Length x Gauge	Finish	Box Qty	Item #	Quick Code	Bulk Qty	Item #	Quick Code
<b>Without Nibs, Regular Point</b>							
1" x 8	Lubricated	1,000	WUWS8X100FCCLT	L38820	10,000	WUWS8X100FCCLB	L38822
1-1/4" x 8	Lubricated	1,000	WUWS8X114FCCLT	L38825	7,500	WUWS8X114FCCLB	L38827
1-1/2" x 8	Lubricated	1,000	WUWX8X112FCCLT	L38830	5,000	WUWS8X112FCCLB	L38832
1-3/4" x 8	Lubricated	-	-	-	4,000	WUWS8X134FCCLB	L38837
2" x 8	Lubricated	1,000	WUWS8X200FCCLT	L38842	3,500	WUWS8X200FCCLB	L38840
2-1/2" x 8	Lubricated	-	-	-	2,500	WUWS8X212FCCLB	L38852
3" x 8	Lubricated	-	-	-	1,500	WUWS8X300FCCLB	L38870
<b>With Nibs, Regular Point</b>							
1-1/4" x 8	Lubricated	1,000	WUWS8X114FCCSLT	L39020	7,500	WUWS8X114FCCSLB	L39022
1-1/2" x 8	Lubricated	1,000	WUWS8X112FCCSLT	L39025	5,000	WUWS8X112FCCSLB	L39027
1-3/4" x 8	Lubricated	1,000	WUWS8X134FCCSLT	L39030	4,000	WUWS8X134FCCSLB	L39032
2" x 8	Lubricated	-	-	-	3,500	WUWS8X200FCCSLB	L39037
2-1/2" x 8	Lubricated	-	-	-	2,500	WUWS8X212FCCSLB	L39055
3" x 8	Lubricated	-	-	-	1,500	WUWS8X300FCCSLB	L39075



## Turbo Thread Jars



- Our top selling Turbo Thread screw, shown at bottom of next page, but in convenient smaller jar quantities
- Flip up handle plastic jar is convenient to move around the shop or jobsite

Length x Gauge	Finish	Jar Qty	Item #
1-1/4" x 8	Lubricated	500	WU32550-JAR
1-1/2" x 8	Lubricated	500	WU32950-JAR
2" x 8	Lubricated	250	WU33350-JAR
2-1/2" x 8	Lubricated	250	WU33750-JAR

**FREE 2" DRIVE BIT IN EACH JAR!**

## Flat Head Recex (Combo Phillips & Square) Drive, Coarse Thread With Nibs and Type 17 Auger Point



- 1" lengths are threaded fully - all other sizes are threaded 2/3's from bottom of the screw
- Case hardened, finishes listed below
- Uses #2 Square Drive bits to insert; #2 Phillips Drive bits can be used for aftermarket adjustment
- Box quantities as shown below. Sold in full boxes only.



Length x Gauge	Finish	Box Qty	Item #	Quick Code	Bulk Qty	Item #	Quick Code
1" x 8	Black	1,000	WUWS8X100FCCSBT	L36710	11,000	WUWS8X100FCCSBB	L36715
1-1/4" x 8	Black	1,000	WUWS8X114FCCSBT	L36720	9,000	WUWS8X114FCCSBB	L36725
1-1/2" x 8	Black	1,000	WUWS8X112FCCSBT	L36730	7,000	WUWS8X112FCCSBB	L36735
1-3/4" x 8	Black	1,000	WUWS8X134FCCSBT	L36750	4,800	WUWS8X134FCCSBB	L36755
2" x 8	Black	1,000	WUWS8X200FCCSBT	L36760	4,000	WUWS8X200FCCSBB	L36765
2-1/4" x 8	Black	1,000	WUWS8X214FCCSBT	L36770	3,500	WUWS8X214FCCSBB	L36775
2-1/2" x 8	Black	1,000	WUWS8X212FCCSBT	L36780	2,500	WUWS8X212FCCSBB	L36785
3" x 8	Black	1,000	WUWS8X300FCCSBT	L36790	2,000	WUWS8X300FCCSBB	L36793
1" x 8	Zinc	1,000	WUWS8X100FCCSZT	L36820	-	-	-
1-1/4" x 8	Zinc	1,000	WUWS8X114FCCSZT	L36822	9,000	WUWS8X114FCCZB	L36830
1-1/2" x 8	Zinc	1,000	WUWS8X112FCCSZT	L36835	7,000	WUWS8X112FCCZB	L36840
1-5/8" x 8	Zinc	1,000	WUWS8X158FCCSZT	L36845	5,500	WUWS8X158FCCSZB	L36850
2" x 8	Zinc	1,000	WUWS8X200FCCSZT	L36870	4,000	WUWS8X200FCCZB	L36875
2-1/4" x 8	Zinc	-	-	-	3,500	WUWS8X214FCCSZB	L36885
2-1/2" x 8	Zinc	1,000	WUWS8X212FCCSZT	L36890	2,500	WUWS8X212FCCZB	L36895
3" x 8	Zinc	-	-	-	2,000	WUWS8X300FCCZB	L36910



Serrated thread for quick start and reduced splitting.



## Flat Head Recex (Combo Phillips & Square) Drive, Turbo Thread w/Nibs, Regular Point

- Patented serrated tooth turbo thread allows for quick starting, reduced splitting and less drive torque
- Use in all wood working applications: assembly, face frame, slides, hinges and hardware
- 3/4" and 1" lengths are threaded fully - all other sizes are threaded 2/3' s from bottom of the screw
- Case hardened, Lubricated
- Uses #2 Square Drive bits to insert; #2 Phillips Drive bits used for aftermarket adjustment
- Box quantities as shown below. Sold in full boxes only.



Length x Gauge	Finish	Box Qty	Item #	Quick Code	Bulk Qty	Item #	Quick Code
3/4" x 8	Lubricated	-	-	-	15,000	WUWS8X34FZCLNCB	L31950
1" x 8	Lubricated	1,000	WUWS8X1FZCLNCT	L32000	10,000	WUWS8X1FZCLNCB	L32100
1-1/8" x 8	Lubricated	1,000	WUWS8X118FZCLNCT	L32200	8,000	WUWS8X118FZCLNCB	L32300
1-1/4" x 8	Lubricated	1,000	WUWS8X114FZCLNCT	L32400	7,500	WUWS8X114FZCLNCB	L32500
1-3/8" x 8	Lubricated	1,000	WUWS8X138FZCLNCT	L32600	-	-	-
1-1/2" x 8	Lubricated	1,000	WUWS8X112FZCLNCT	L32800	5,000	WUWS8X112FZCLNCB	L32900
1-3/4" x 8	Lubricated	1,000	WUWS8X134FZCLNCT	L33000	4,000	WUWS8X134FZCLNCB	L33100
2" x 8	Lubricated	1,000	WUWS8X2FZCLNCT	L33200	3,500	WUWS8X2FZCLNCB	L33300
2-1/4" x 8	Lubricated	1,000	WUWS8X214FZCLNCT	L33400		WUWS8X214FZCLNCB	L33500
2-1/2" x 8	Lubricated	1,000	WUWS8X212FZCLNCT	L33600	2,500	WUWS8X212FZCLNCB	L33700
2-3/4" x 8	Lubricated	1,000	WUWS8X234FZCLNCT	L33800	2,000	WUWS8X234FZCLNCB	L33900
3" x 8	Lubricated	1,000	WUWS8X3FZCLNCT	L34000	1,500	WUWS8X3FZCLNCB	L34100

## Flat Head Square Drive, Coarse Thread Without Nibs, Regular Point



- 3/4" and 1" lengths are threaded fully - all other sizes are threaded 2/3's from bottom of the screw
- Case hardened, Lubricated
- Uses #2 Square Drive bits
- Box quantities as shown on right  
Sold in full boxes only

Length x Gauge	Finish	Box Qty	Item #	Quick Code	Bulk Qty	Item #	Quick Code
3/4" x 6	Lubricated	1,000	WUMS6X34FSCLT	L39215	15,000	WUMS6X34FSCLB	L39217
1" x 8	Lubricated	1,000	WUWS8X100FSCLT	L39230	10,000	WUWS8X100FSCLB	L39232
1-1/4" x 8	Lubricated	1,000	WUWS8X114FSCLT	L39235	7,500	WUWS8X114FSCLB	L39237
1-1/2" x 8	Lubricated	1,000	WUWS8X112FSCLT	L39240	5,000	WUWS8X112FSCLB	L39242
1-3/4" x 8	Lubricated	1,000	WUWS8X134FSCLT	L39250	4,000	WUWS8X134FSCLB	L39252
2" x 8	Lubricated	1,000	WUWS8X200FSCLT	L39255	3,500	WUWS8X200FSCLB	L39257
2-1/4" x 8	Lubricated	-	-	-	3,000	WUWS8X214FSCLB	L39262
2-1/2" x 8	Lubricated	1,000	WUWS8X212FSCLT	L39265	2,500	WUWS8X212FSCLB	L39267
3" x 8	Lubricated	1,000	-	-	1,500	WUWS8X300FSCLB	L39270




## Flat Head Square Drive, Coarse Thread With Nibs, Type I7 Auger Point



- 1" are threaded fully - all other sizes are threaded 2/3's from bottom of the screw
- Case hardened finishes listed on right
- #2 Square Drive bits
- Box quantities as shown below. Sold in full boxes only



Size	Box			Bucket			Bulk		
	Item #	Quick Code	Box Qty	Item #	Quick Code	Bucket Qty	Item #	Quick Code	Bulk Qty
<b>Black Oxidized Finish</b>									
1" x 8	WUWS8X1FCSBNPT	L37100	1,000	WUWST8X100FCSTNPB	LT37120	7,000	WUWS8X1FCSBNPB	L37120	11,000
1-1/4" x 8	WUWS8X114FCSBNPT	L37140	1,000	WUWST8X114FCSTNPB	LT37160	5,000	WUWS8X114FCSBNPB	L37160	9,000
1-1/2" x 8	WUWS8X112FCSBNPT	L37180	1,000	WUWST8X112FCSTNPB	LT37200	5,000	WUWS8X112FCSBNPB	L37200	7,000
1-5/8" x 8	WUWS8X158FCSBNPT	L37220	1,000	WUWST8X158FCSTNPB	LT37240	3,500	-	-	-
1-3/4" x 8	WUWS8X134FSCBT	L37260	1,000	-	-	-	WUWS8X158FCSBNPB	L37240	5,500
2" x 8	WUWS8X2FCSBNPT	L37280	1,000	WUWST8X200FCSTNPB	LT37300	3,000	WUWS8X2FCSBNPB	L37300	4,000
2-1/4" x 8	WUWS8X214FSCBT	L37305	1,000	WUWST8X214FCSTNPB	LT37310	2,500	WUWS8X214FPSCBB	L37310	3,500
2-1/2" x 8	WUWS8X212FCSBNPT	L37340	1,000	WUWST8X212FCSTNPB	LT37350	2,500	WUWS8X212FCSBNPB	L37350	2,500
3" x 8	WUWS8X3FCSBNPT	L37380	1,000	WUWST8X300FCSTNPB	LT37390	2,000	WUWS8X3FCSBNPB	L37390	2,000
<b>Zinc Finish</b>									
1" x 8	WUWS8X1FCSZNPT	L31600	1,000	WUWST8X100FCSZNPB	LT31700	7,000	WUWS8X1FCSZNPB	L31700	11,000
1-1/4" x 8	WUWS8X114FCSZNPT	L31800	1,000	WUWST8X114FCSZNPB	LT31900	5,000	WUWS8X114FCSZNPB	L31900	9,000
1-1/2" x 8	WUWS8X112FCSZNPT	L38800	1,000	WUWST8X112FCSZNPB	LT38900	5,000	WUWS8X112FCSZNPB	L38900	7,000
1-5/8" x 8	WUWS8X158FCSZNPT	L39000	1,000	WUWST8X158FCSZNPB	LT39100	3,500	WUWS8X158FCSZNPB	L39100	5,500
1-3/4" x 8	WUWS8X134FSCZT	L39110	1,000	-	-	-	WUWS8X134FSCZB	L39120	4,800
2" x 8	WUWS8X2FCSZNPT	L39200	1,000	WUWST8X200FCSZNPB	LT39300	3,000	WUWS8X2FCSZNPB	L39300	4,000
2-1/4" x 8	WUWS8X214FCSZNPT	L39400	1,000	WUWST8X214FCSZNPB	LT39500	2,500	WUWS8X214FCSZNPB	L39500	3,500
2-1/2" x 8	WUWS8X212FCSZNPT	L39710	1,000	WUWST8X212FCSZNPB	LT39715	2,500	WUWS8X212FCSZNPB	L39715	2,500
3" x 8	WUWS8X3FCSZNPT	L39800	1,000	WUWST8X300FCSZNPB	LT39900	2,000	WUWS8X3FCSZNPB	L39900	2,000



Serrated thread for quick start and reduced splitting.

### Washer Head Recex (Combo Phillips & Square) Drive Turbo Thread, Regular Point



- Round Washerhead typically used in soft woods to prevent head from sinking into wood
- Patented serrated tooth turbo thread allows for quick starting, reduced splitting, and less drive torque. Used in all woodworking applications: assembly, face frame, slides, hinges and hardware
- 1" lengths are threaded fully - all other sizes are threaded 2/3's from bottom of the screw
- Case hardened, Lubricated
- Uses #2 Square Drive bits to insert; #2 Phillips Drive bits can be used for aftermarket adjustment
- Box quantities as shown below. Sold in full boxes only.

Length x Gauge	Finish	Box Qty	Item #	Quick Code	Bulk Qty	Item #	Quick Code
1" x 8	Lubricated	1,000	WUWS8X1WZCLCT	L34600	8,000	WUWS8X1WZCLCB	L34700
1-1/8" x 8	Lubricated	1,000	WUWS8X118WZCLCT	L34800	6,000	WUWS8X118WZCLCB	L34900
1-1/4" x 8	Lubricated	1,000	WUWS8X114WZCLCT	L35000	6,500	WUWS8X114WZCLCB	L35100
1-3/8" x 8	Lubricated	1,000	WUWS8X138WZCLCT	L35200	5,000	WUWS8X138WZCLCB	L35300
1-1/2" x 8	Lubricated	1,000	WUWS8X112WZCLCT	L35400	5,000	WUWS8X112WZCLCB	L35500
1-3/4" x 8	Lubricated	1,000	WUWS8X134WZCLCT	L35600	-	-	-
2" x 8	Lubricated	1,000	WUWS8X2WZCLCT	L35800	3,000	WUWS8X2WZCLCB	L35900
2-1/4" x 8	Lubricated	1,000	WUWS8X214WZCLCT	L36000	-	-	-
2-1/2" x 8	Lubricated	1,000	WUWS8X212WZCLCT	L36200	2,000	WUWS8X212WZCLCB	L36300
2-3/4" x 8	Lubricated	-	-	-	1,500	WUWS8X234WZCLCB	L36500
3" x 8	Lubricated	1,000	WUWS8X3WZCLCT	L36600	1,500	WUWS8X3WZCLCB	L36700



### Turbo Thread Jars



- Our top selling Turbo Thread screw, shown above, but in convenient smaller jar quantities
- Flip up handle plastic jar is convenient to move around the shop or jobsite

Length x Gauge	Finish	Jar Qty	Item #
1" x 8	Lubricated	500	WU34750-JAR
1-1/4" x 8	Lubricated	500	WU35150-JAR
1-1/2" x 8	Lubricated	500	WU35550-JAR
2" x 8	Lubricated	250	WU35950-JAR
2-1/2" x 8	Lubricated	125	WU36350-JAR
3" x 8	Lubricated	125	WU36705-JAR

**FREE 2" DRIVE BIT IN EACH JAR!**



### Bugle Head Phillips Drive Coarse Thread, Sharp Point



**FREE 1-1/2" X #2  
PHILLIPS INSERT BIT  
INCLUDED IN  
EACH 5 LB BOX!**

- #2 Phillips Drive, Coarse Thread
- Used for fastening a combination of woods, metals, plastics, fiberglass and more
- Bugle head design countersinks neatly into drywall and eliminates unsightly head pops
- Manufactured in an ISO 9001 factory from 1022 case hardened steel and feature rolled threads for exceptional strength and holding power
- Box quantities as shown below. Sold in full boxes only.

Length x Gauge	Finish	Approx Box Qty (5 lb Box)	Item #	Approx Box Qty (1/4 Keg)	Item #
1" x 6	Black	1" x 6	THD1DWC5	10,000	THD1DWCK
1-1/4" x 6	Black	1-1/4" x 6	THD114DWC5	8,000	THD114DWCK
1-5/8" x 6	Black	1-5/8" x 6	THD158DWC5	5,000	THD158DWCK
2-1/2" x 8	Black	2-1/2" x 8	THD212DWC5	2,500	THD212DWCK
3" x 8	Black	3" x 8	THD3DWC5	2,000	THD3DWCK



### Bugle Head Phillips Drive, Coarse Thread, Sharp Point



- Fully threaded
- Case hardened, Black
- Uses #2 Phillips Drive bits
- Box quantities as shown on right. Sold in full boxes only.

Length x Gauge	Finish	Box Qty	Item #	Quick Code	Bulk Qty	Item #	Quick Code
1" x 7	Black	1,000	WUDW7X1BCPBT	L19000	10,000	WUDW7X1BCPBB	L19010
1-1/8" x 7	Black	-	-	-	10,000	WUDW7X118BPCBB	L19110
1-1/4" x 7	Black	1,000	WUDW7X114BCPBT	L19200	8,000	WUDW7X114BPCBB	L19210
1-1/2" x 7	Black	1,000	WUDW7X112BCPBT	L20400	6,000	WUDW7X112BPCBB	L20500
1-5/8" x 7	Black	1,000	WUDW7X158BCPBT	L19300	5,000	WUDW7X158BPCBB	L19310
2" x 7	Black	-	-	-	3,500	WUDW7X2BCPBB	L19410
2-1/4" x 7	Black	1,000	WUDW7X214BPCBT	L19500	3,000	WUDW7X214BPCBB	L19510
2-1/2" x 8	Black	1,000	WUDW8X212BCPBT	L21000	2,500	WUDW8X212BPCBB	L21100
3" x 8	Black	-	WUDW8X3BCPBT	L21300	2,000	WUDW8X3BPCBB	L21400
4" x 10	Black	1,000	WUDW10X400BPCBT	L29340	-	-	-



### Bugle Head Square Drive, Coarse Thread, Sharp Point



- Fully threaded
- Case hardened, Black
- Uses #2 Square Drive bits
- Box quantities as shown below. Sold in full boxes only.

Length x Gauge	Box Qty	Item #	Quick Code	Bulk Qty	Item #	Quick Code
1" x 7	1,000	WUDW7X1BCSBT	L22000	-	-	-
1-5/8" x 7	1,000	WUDW7X158BCSBT	L22300	5,500	WUDW7X158BCSBB	L22400
2-1/2" x 8	-	-	-	3,000	WUDW8X212FCSBB	L22700
3" x 9	1,000	WUDW9X3BCSBT	L23200	2,000	WUDW9X3BCSBB	L23300





### Bugle Head Phillips Drive, Fine Thread, Sharp Point



- Fully threaded the length of the screw
- Case hardened, Black
- Uses #2 Phillips Drive bits
- Box quantities as shown below. Sold in full boxes only.

Length x Gauge	Finish	Box Qty	Item #	Quick Code
1-1/4" x 7	Black	8,000	WUDW7X114BPFBB	L29200
1-5/8" x 7	Black	5,000	WUDW7X158BPFBB	L29220




### Trim-It Screws, Square Drive, Twinfast Thread, Sharp Point



- Normally used for fastening trim moldings or jams
- Extremely small head (7/32") is hardly seen; can be countersunk and puttied over
- Type "A" point is very sharp and eliminates pre-drilling in most materials
- Case hardened, Black
- #6 screws use #1 Square Drive bits; #8 screws use #2 Square Drive bits
- Box quantities as shown below. Sold in full boxes only.

Length x Gauge	Finish	Box Qty	Item #	Quick Code	Bulk Qty	Item #	Quick Code
1-5/8" x 6	Black	100	WUDW6X158TSSBH	L24000	1,000	WUWS6X158TSFSBT	L24010
2-1/4" x 6	Black	100	WUDW6X214TSSBH	L24100	1,000	WUWS6X214TSFSBT	L24120
3" x 8	Black	100	WUWS8X300TSFSBH	L24200	-	-	-

**FOR BITS & BIT HOLDERS, SEE PAGE 191 - 192**





ASSY: Without Nibs, With Sharp 30° Point



Ecofast ASSY: With Nibs, With Sharp 30° Point



ASSY Plus: With Nibs, With Type 2 Drill Point

## Flat Head AW® Drive, ASSY Thread With or Without Nibs, Sharp 30° Point or Drill Point



- Patented high tech ASSY thread design provides faster driving and 40% stronger hold
- Patented AW drive system delivers superior torque while virtually eliminating cam-out
- All screw boxes are packaged with one AW insert drive bit
- Thin, lubricated shank reduces wood splitting
- Case hardened, Zinc
- Box quantities as shown below. Sold in full boxes only.

**Bit included  
in each box!**

Length x Gauge	Finish	Box Qty	ASSY No Nibs, Sharp 30° Point	Ecofast ASSY w/Nibs Sharp 30° Point	ASSY Plus w/Nibs Type 2 Drill Point
5/8" x 6	Zinc	1,000	WR017043516	-	-
3/4" x 6	Zinc	1,000	WR017043520	-	-
1" x 8	Zinc	1,000	-	WR017014025	WR0165914025
1-3/16" x 8	Zinc	500	-	WR017014030	WR016510430
1-3/8" x 8	Zinc	500	-	WR017014035	WR016510435
1-9/16" x 8	Zinc	500	-	WR017014040	WR016511440
1-3/4" x 8	Zinc	500	-	WR017014045	WR016511445
2" x 8	Zinc	500	-	WR017014050	WR016510450
2-3/8" x 8	Zinc	250	-	WR017014060	WR016510460
2-3/4" x 8	Zinc	250	-	WR017014070	WR016510470
3-1/8" x 9	Zinc	200	-	-	WR0165104580



## Washer Head Recex (Combo Phillips & Square Drive), Coarse Thread Regular Point



- Case hardened, finishes listed below
- Uses #2 Square drive bit to insert & #2 Phillips Drive bit for aftermarket adjustment
- Box quantities as shown below. Sold in full boxes only.

Length x Gauge	Finish	Box Qty	Item #	Quick Code	Bulk Qty	Item #	Quick Code
<b>Regular Point, .375" Diameter Head</b>							
2-1/2" x 8	Black	-	-	-	2,000	WUWS8X212WCCBB	L38990
3" x 8	Black	-	-	-	1,500	WUWS8X300WCCBB	L38995
1-1/8" x 8	Zinc	-	-	-	6,500	WUWS8X118WCCZB	L82600
2-1/2" x 8	Zinc	-	-	-	2,000	WUWS8X212WCCZB	L39770
3" x 8	Zinc	-	-	-	1,500	WUWS8X300WCCZB	L39785
<b>Regular Point, .443" Diameter Head</b>							
2-1/2" X 10	Zinc	500	WUWS10X212WCCZ500	L39350	1,500	WUWS10X212WCCZB	L39360
3" X 10	Zinc	500	WUWS10X300WCCZ500	L39370	1,500	WUWS10X300WCCZB	L30995
3-1/2" X 10	Zinc	800	WUWS10X312WCCZ800	L39385	-	-	-
2-1/2" X 10	Zinc w/White Head	-	-	-	1,500	WUWS10X212WCCZWB	L39320
3" X 10	Zinc w/White Head	-	-	-	1,000	WUWS10X300WCCZWT	L39335



For use with Metal Studs

### Truss Head Phillips Drive, Fine Thread (2/3 Thread) Needle Point



- #8 gauge needle point for light metal studs and sheetmetal
- Large truss head provides large bearing surface and hides rough screw hole edges
- Case hardened, finishes listed below
- Uses #2 Phillips Drive bits
- Box quantities as shown below. Sold in full boxes only.

Length x Gauge	Finish	Box Qty	Item #	Quick Code
2-1/2" x 8	Zinc with White Head	2,000	WUWS8X214TPFNPB	L39140
2-1/2" x 8	Zinc with Zinc Head	2,000	WUWS8X212TPFNZB	L39160



For use with Metal Studs

### Truss Head Phillips Drive, Fine Thread (Full Thread) #2 Drill Point



- #2 drill point for use on heavier gauge metal studs. Eliminates the need for pilot hole/pre drilling studs
- Large truss head provides large bearing surface and hides rough edges
- Case hardened, finishes listed below
- Uses #3 Phillips Drive bits
- Box quantities as shown below. Sold in full boxes only.

Length x Gauge	Finish	Box Qty	Item #	Quick Code	Bulk Qty	Item #	Quick Code
2-1/2" x 10	Zinc with White Head	500	WUWS10X212TPFDP500	L39180	-	-	-
2-1/2" x 10	Zinc with Zinc Head	-	-	-	2,000	WUWS10X212TPFDZB	L39185



For use with Wood Studs

### Truss Head, Coarse Thread (1/2 Thread) Needle Point



- Deep thread for secure fastening to wood studs
- Large truss head provides large bearing surface and hides rough edges
- 1/2" head allows cabinet to "float" for final adjustment
- Case hardened, finishes listed below
- Uses #3 Phillips Drive bits
- Box quantities as shown below. Sold in full boxes only.

Length x Gauge	Finish	Box Qty	Item #	Quick Code	Bulk Qty	Item #	Quick Code
<b>Phillips Drive</b>							
2-1/2" x 10	Zinc with Sand Head	500	WUWS10X212TPCNP500	L37020	-	-	
3" x 10	Zinc with Sand Head	500	WUWS10X300TPCNP500	L37060	1,000	WUWS10X300TPCNPT	L37065
3" x 10	Zinc with White Head	-	-		1,000	WUWS10X300TPCNZT	L37055
2-1/2" x 10	Zinc with Zinc Head	-	-		1,500	WUWS10X212TPCNZB	L37045
3" x 10	Zinc with Zinc Head	100	WUWS10X3RCPZPH	L38300	500	WUWS10X300TPCNZ500	L37075
<b>Recex (Combo Phillips &amp; Square Drive)</b>							
2-1/2" x 10	Zinc with White Head	-	-	-	1,000	WUWS10X212WCSWPT	L38600



**Modified Pan Head, Square Drive  
Fine Thread, Type 17 Auger Point**



- For hardwoods such as Oak and Maple
  - Case hardened, Black
  - Uses #2 Square Drive bits
  - Box quantities as shown below.
- Sold in full boxes only.

Length x Gauge	Finish	Box Qty	Item #	Quick Code	Bulk Qty	Item #	Quick Code
1-1/4" x 7	Black	1,000	WUFF7X114LSSLPT	L16000	7,500	WUFF7X114LSSLPB	L16100
1-1/2" x 7	Black	1,000	WUFF7X112LSSLPT	L16200	6,000	WUFF7X112LSSLPB	L16300



**Modified Pan Head, Square Drive  
Hi-Lo Thread, Type 17 Auger Point**



- All purpose screw with Hi-Lo thread for greater holding power and less strip out in hardwoods, medium woods, and softwoods
- Case hardened, Lubricated
- Uses #2 Square Drive bits
- Box quantities as shown below. Sold in full boxes only.

Length x Gauge	Finish	Box Qty	Item #	Quick Code	Bulk Qty	Item #	Quick Code
1-1/4" x 7	Lubricated	1,000	WUFF7X114LHCLPT	L15000	7,500	WUFF7X114LHCLPB	L15100
1-1/2" x 7	Lubricated	1,000	WUFF7X112LHCLPT	L15200	6,000	WUFF7X112LHCLPB	L15300



**Modified Pan Head, Square  
Drive Coarse Thread Extra Long  
Type 17 Auger Point**



- Features an extra long aggressive cutting point that cuts through the toughest materials
- Elongated cutting flute reduces splitting and cracking
- Case hardened, Lubricated
- Uses #2 Square Drive bits
- Box quantities as shown below. Sold in full boxes only.

**OUR TOP SELLING  
POCKETMASTER SCREW!**

Length x Gauge	Finish	Box Qty	Item #	Quick Code	Bulk Qty	Item #	Quick Code
1-1/4" x 7	Lubricated	1,000	WUFF7X114LCSLPT	L17000	7,500	WUFF7X114LCSLPB	L17100
1-1/2" x 7	Lubricated	1,000	WUFF7X112LCSLPT	L17200	6,000	WUFF7X112LCSLPB	L17300



**PocketMaster Jars**

- Our top selling Face Frame screw, shown above, but in convenient smaller jar quantities
- Flip up handle plastic jar is convenient to move around the shop

**FREE 2" DRIVE BIT  
IN EACH JAR!**

Length x Gauge	Finish	Jar Qty	Item #
1-1/4" x 7	Lubricated	500	WU17150-JAR
1-1/2" x 7	Lubricated	500	WU17350-JAR



**Pan Head Square or Phillips Drive,  
Fine Thread Type 17 Auger Point**



- Standard fine thread for hardwoods such as Oak and Maple
- Case hardened, Black
- Uses #2 Square or Phillips Drive bits

Length x Gauge	Finish	Box Qty	Item #	Quick Code	Bulk Qty	Item #	Quick Code
<b>Square Drive</b>							
1-1/4" x 6	Black	1,000	WUFF6X114PSSBPT	L12500	10,000	WUFF6X114PSCSBB	L12520
1-1/2" x 6	Black	1,000	WUFF6X112PSSBPT	L12800	8,500	WUFF6X112PSSBPB	L12820
<b>Phillips Drive</b>							
1-1/4" x 6	Black	1,000	WUFF6X114PSBPT	L10200	10,000	WUFF6X114PSBPB	L18000



**Pan Head Square or Phillips Drive,  
Coarse Thread Type 17 Auger Point**



- Excellent holding in softwoods, MDF and particleboard
- Case hardened, finishes listed below
- Uses #2 Square or Phillips Drive bits
- Box quantities as shown below. Sold in full boxes only.

Length x Gauge	Finish	Box Qty	Item #	Quick Code	Bulk Qty	Item #	Quick Code
<b>Square Drive</b>							
1-1/4" x 6	Black	1,000	WUFF6X114PCSBPT	L12400	10,000	WUFF6X114PCSBPB	L12600
1-1/2" x 6	Black	1,000	WUFF6X112PCSBPT	L12700	8,500	WUFF6X112PCSBPB	L12900
1-1/4" x 7	Black	1,000	WUFF7X114PCSBPT	L12000	7,500	WUFF7X114PCSBPB	L12100
1-1/2" x 7	Black	1,000	WUFF7X112PCSBPT	L12200	6,000	WUFF7X112PCSBPB	L12300
<b>Phillips Drive</b>							
1-1/4" x 6	Lubricated	1,000	WUFF6X114PSPEPT	L10000	10,000	WUFF6X114PSPEPB	L10100



**Round Washer Head Square or  
Recex (Combo Phillips & Square)  
Drive, Coarse Thread, Type 17 Auger Point**



- Excellent holding in softwoods, MDF, and particleboard
- Round washer head prevents crushing into the bottom of the face frame hole
- Case hardened, finishes listed below
- Uses #2 Square Drive bits
- Box quantities as shown below. Sold in full boxes only.

Length x Gauge	Finish	Box Qty	Item #	Quick Code	Bulk Qty	Item #	Quick Code
<b>Combo Phillips &amp; Square Drive</b>							
1-1/4" x 8	Black	1,000	WUFF8X114RWCCSBT	L18500	7,000	WUBWRP08114F2F	L18520
1-1/2" x 8	Black	1,000	WUFF8X112FWCCSBT	L18600	5,000	WUFF8X112RWCCSBB	L18620



### Round Washer Head Square Drive Fine Thread Type 17 Auger Point



- Standard fine thread for hardwoods such as Oak and Maple
- Prevents the head from crushing into the bottom of the face frame hole
- Case hardened, Black
- Uses #2 Square Drive bits
- Box quantities as shown below. Sold in full boxes only.

Length x Gauge	Finish	Box Qty	Item #	Quick Code	Bulk Qty	Item #	Quick Code
1-1/4" x 7	Black	1,000	WUFF7X114RWCSST	L18705	8,000	WUFF7X114RWCSBB	L18700



### Truss Head Phillips Drive, Coarse Thread Type 17 Auger Point



- Large truss head reduces sinking of head in soft woods
- Designed to prevent splitting in hardwoods when attached into or near the edge of material
- Case hardened, finishes listed below
- Uses #2 Phillips Drive bits
- Box quantities as shown below. Sold in full boxes only.

Length x Gauge	Finish	Box Qty	Item #	Quick Code	Bulk Qty	Item #	Quick Code
5/8" x 8	Zinc	1,000	WUMS8X58TPCSZT	L58120	10,000	WUMS8X58TPCSZB	L58130
3/4" x 8	Zinc	1,000	WUMS8X34TPCSZT	L58140	10,000	WUMS8X34TPCSZB	L58150
5/8" x 8	Antique English	1,000	WUMS8X58TPCSAT	L59120	10,000	WUMS8X58TPCSAB	L59130



### Truss Head Recex (Combo Phillips & Square) Drive Coarse Thread, Extra Long Type 17 Auger Point



- Extra long aggressive cutting point that cuts through the toughest materials
- Elongated cutting flute greatly reduces splitting and cracking
- Case hardened, Zinc
- Uses #2 Square Drive bits for insertion and #2 Phillips Drive bits for aftermarket adjustment
- Box quantities as shown below. Sold in full boxes only.

Length x Gauge	Finish	Box Qty	Item #	Quick Code	Bulk Qty	Item #	Quick Code
3/4" x 8	Zinc	1,000	WUMS8X34TCCEZT	L59000	12,000	WUMS8X34TCCEZB	L59050



### Truss Head (Combo Phillips & Square) Drive, Coarse Thread, Regular Point

- Case hardened, Zinc
- Uses #2 Square Drive bits for insertion and #2 Phillips Drive bits for aftermarket adjustment
- .366" diameter head
- Box quantities as shown below. Sold in full boxes only.

Length x Gauge	Finish	Box Qty	Item #	Quick Code	Bulk Qty	Item #	Quick Code
7/16" x 8	Zinc	1,000	WUMS8X716LCTCZ6T	L44120	5,000	WUMS8X716LTCCZB	L44125



### Truss Head Low Profile Phillips Drive Coarse Thread, Regular Point

- Low Truss Head screw for use on ball bearing slides
- Case hardened, finishes listed below
- .366" diameter head
- Uses #2 Phillips Drive bits
- Box quantities as shown below. Sold in full boxes only.

Length x Gauge	Finish	Box Qty	Item #	Quick Code	Bulk Qty	Item #	Quick Code
7/16" x 8	Zinc	1,000	WUMS8X716RSPZT	L46000	5,000	WUMS8X716TPCWB	L46005
7/16" x 8	Zinc	-	-	-	14,000	WUMS8X716RSPZB	L46010
7/16" x 8	White	1,000	WUMS8X716RSPWT	L46200	-	-	-



Type 17 Auger Point

### Modified Truss Phillips Drive Fine or Coarse Thread, Regular or Type 17 Auger Point

- Uses #2 Phillips Drive bits
- Case hardened, finishes listed below
- Box quantities as shown below. Sold in full boxes only.



Regular Point

Length x Gauge	Finish	Box Qty	Item #	Quick Code	Bulk Qty	Item #	Quick Code
<b>Type 17 Auger Point, Coarse Thread</b>							
3/4" x 8	Nickel	1,000	WUMS8X34MCPNPT	L46300	-	-	-
<b>Regular Point, Coarse Thread</b>							
1/2" x 8	Zinc	1,000	WUMS8X12CSPZT	L46750	5,000	WUMS8X12WPCZB	L46790
<b>Regular Point, Fine Thread</b>							
1/2" x 8	Zinc	1,000	WUMS8X12MSPZT	L46700	-	-	-

## Flat Head Phillips Drive, Chipboard Thread, Sharp Point



- Steel wood screws in short sizes for hinges, KD fittings, piano hinges and small assembly
- Holds in both hardwoods and softwoods
- Chipboard screws are similar to coarse thread screws with just one additional thread
- Case hardened, finishes listed below
- Uses #2 Phillips Drive bits



Length x Gauge	Finish	Box Qty	Item #	Quick Code	Bulk Qty	Item #	Quick Code
5/8" x 6	Nickel	1,000	WUMS6X58FSPNT	L52100	-	-	-
3/4" x 6	Nickel	1,000	WUMS6X34FSPNT	L52000	-	-	-
1/2" x 5	Zinc	100	WUMS5X12FPFZH	L40205	1,000	WUMS5X12FSPZT	L40200
1/2" x 6	Zinc	100	-	-	1,000	WUMS6X12FSPZT	L41100
5/8" x 5	Zinc	100	WUMS5X58FPFH	L40505	1,000	WUMS5X58FSPZT	L40500
5/8" x 6	Zinc	100	WUMS6X58FPFZH	L41210	1,000	WUMS6X58FSPZT	L41900
5/8" x 6	Zinc	-	-	-	30,000	WUMS6X58FSPZB	L41200
5/8" x 8	Zinc	100	-	-	1,000	WUMS8X58FSPZT	L41800
3/4" x 6	Zinc	100	WUMS6X34FPFZH	L41410	1,000	WUMS6X34FSPZT	L41400
3/4" x 8	Zinc	-	-	-	1,000	WUMS8X34FPZT	L41950
5/8" x 5	Black	1,000	WUMS8X58FSPBT	L41700	-	-	-
1/2" x 5	Bright Brass	-	-	-	1,000	WUMS5X12FSPRT	L40400
5/8" x 5	Bright Brass	-	-	-	1,000	WUMS5X58FSPRT	L40700
5/8" x 6	Bright Brass	-	-	-	1,000	WUMS6X58FPBT	L41350
5/8" x 5	Antique English	100	WUMS5X58FPFAH	L40605	1,000	WUMS5X58FSPQT	L40600
5/8" x 6	Antique English	100	-	-	1,000	WUMS6X58FSPQT	L41300

## Flat Head Phillips Drive, Coarse Thread, Regular Point



- Case hardened, finishes listed below
- Uses #2 Phillips Drive bits
- Box quantities as shown below. Sold in full boxes only.



Length x Gauge	Finish	Box Qty	Item #	Quick Code	Bulk Qty	Item #	Quick Code
1/2" x 6	Antique English	-	-	-	18,000	WUMS6X12FCPQT	L42000
5/8" x 6	Antique Brass	1,000	WUMS6X58FCPQT	L42200	-	-	-
1/2" x 5	Zinc	1,000	WUMS5X12FPCZT	L42075	5,000	WUMS5X12FPCZB	L42050
5/8" x 5	Zinc	1,000	WUMS5X58FPCZT	L42080	5,000	WUMS5X58FPCZB	L42070
1/2" x 6	Zinc	1,000	WUMS6X12FPCZT	L42100	5,000	WUMS6X12FPCZB	L42150
5/8" x 6	Zinc	1,000	WUMS6X58FPCZT	L42300	5,000	WUMS6X58FPCZ5B	L42390
5/8" x 6	Zinc	-	-	-	30,000	WUMS6X58FPCZB	L42400
3/4" x 6	Zinc	1,000	WUMS6X34FPCZT	L42500	5,000	WUMS6X34FPCZB	L43150
1" x 6	Zinc	1,000	WUMS6X1FSPZT	L38120	-	-	-
5/8" x 5	Nickel	-	-	-	32,000	WUMS5X58FCPNB	L54100
1/2" x 6	Nickel	1,000	WUMS6X12FCPNT	L54200	5,000	WUMS6X12FCPNB	L54300
5/8" x 6	Nickel	1,000	WUMS6X58FCPNT	L54375	5,000	WUMS6X58FCPN5B	L54380
5/8" x 6	Nickel	-	-	-	30,000	WUMS6X58FCPNB	L54400
3/4" x 6	Nickel	1,000	WUMS6X34FCPNT	L54680	5,000	WUMS6X34FCPNB	L54690
3/4" x 6	Nickel	-	-	-	24,000	WUMS6X34FCPNB	L54700
1" x 6	Nickel	1,000	WUMS6X1FCPNT	L54900	-	-	-
5/8" x 7	Nickel	1,000	WUMS7X58CPNT	L46800	-	-	-
5/8" x 7	Nickel	-	-	-	24,000	WUMS7X58CPNB	L46900
3/4" x 7	Nickel	1,000	WUMS7X34CPNT	L43700	5,000	WUMS7X34FCPNB	L43750





### Flat Head Phillips Drive Coarse Thread, Type 17 Auger Point



- Case hardened, Zinc
- Uses #2 Phillips Drive bits
- Box quantities as shown below. Sold in full boxes only.

Length x Gauge	Finish	Box Qty	Item #	Quick Code	Bulk Qty	Item #	Quick Code
5/8" x 6	Zinc	1,000	WUMS6X58FCPZPT	L43000	5,000	WUMS6X58FPCSZB	L43020
3/4" x 6	Zinc	1,000	WUMS6X34FPCSZT	L43100	5,000	WR1LFXP06034S2Z-2	L54765



### Square Drive, Coarse Thread Regular or Type 17 Auger Point



- Case hardened, finishes listed below
- Uses #2 Square Drive bits

Length x Gauge	Finish	Box Qty	Item #	Quick Code	Bulk Qty	Item #	Quick Code
<b>Regular Point</b>							
1/2" x 6	Zinc	1,000	WUMS6X12FSCZT	L53100	-	-	-
<b>Type 17 Auger Point</b>							
5/8" x 6	Zinc	1,000	WUMS6X58FSZT	L53250	30,000	WUMS6X58FSSZPB	L53200
3/4" x 6	Zinc	1,000	WUMS6X34FSPZPT	L53400	-	-	-



### Flat Head Recex (Combo Phillips/ Square Drive) Coarse Thread, Regular Point



- Case hardened, Zinc
- Uses #2 Phillips Drive bits for insertion and #2 Phillips Drive bits for aftermarket adjustment
- Box quantities as shown below. Sold in full boxes only.

Length x Gauge	Finish	Box Qty	Item #	Quick Code	Bulk Qty	Item #	Quick Code
1/2" x 6	Zinc	1,000	WUMS6X12FCCZT	L39080	-	-	-
5/8" x 6	Zinc	1,000	WUMS6X58FCCZT	L39090	15,000	WUMS6X58FCCZB	L39085



### Undercut Flat Head Phillips Drive, Coarse Thread, Regular Point



- Undercut head sits flush in the recessed hole of European drawer slides
- Case hardened, finishes listed below
- Uses #2 Phillips Drive bits
- Box quantities as shown below. Sold in full boxes only.

Length x Gauge	Finish	Box Qty	Item #	Quick Code	Bulk Qty	Item #	Quick Code
1/2" x 6	Zinc	1,000	WUMS6X12CPBCZT	L43250	-	-	-
5/8" x 6	Zinc	1,000	WUMS6X58CPBCZT	L43420	30,000	WUMS6X58UPCAB	L43440



### Pan Head, Fine or Chipboard Thread, Regular Point



- Steel wood screws in short sizes for hinges, KD fittings and small assembly
- Holds in both hardwoods and softwoods
- Chipboard screws are similar to coarse thread screws with just one additional thread
- Case hardened, finishes listed below
- Uses #2 Phillips Drive bits
- Box quantities as shown below. Sold in full boxes only.

Length x Gauge	Finish	Bulk Qty	Item #	Quick Code
<b>Fine Thread</b>				
1/2" x 6	Zinc	1,000	WUMS6X12TPFAZT	L44060
1/2" x 8	Zinc	1,000	WUMS8X12TPFAZT	L44130
5/8" x 6	Zinc	1,000	WUMS6X58TPFAZT	L44165
<b>Chipboard Thread</b>				
1/2" x 6	Antique Brass	1,000	WUMS6X12PSPQT	L45200
1/2" x 6	Zinc	1,000	WUMS6X12PSPZT	L45300



Regular Point



Type 17 Auger Point

### Pan Head Phillips Drive, Coarse Thread Regular or Type 17 Auger Point



- Edge application screws are designed to prevent splitting in hardwoods when hardware is attached into or near the edge of the material
- Used with European style face frame hinges, pin and pivot hinges, or with catches and latches.
- Case hardened, finishes listed below
- Uses #2 Phillips Drive bits
- Box quantities as shown below. Sold in full boxes only.

Length x Gauge	Finish	Box Qty	Item #	Quick Code	Bulk Qty	Item #	Quick Code
<b>Regular Point</b>							
5/8" x 8	Antique Brass	1,000	WUMS8X58PCPQT	L45500	-	-	-
5/8" x 10	Nickel	1,000	WUMS10X58PCPNT	L45600	-	-	-
3/4" x 10	Nickel	1,000	WUMS10X34PCPNT	L45800	9,000	WUMS10X34PCPNB	L45700
1" x 10	Nickel	1,000	WUMS10X100PPCNT	L45810	-	-	-
<b>Type 17 Auger Point</b>							
5/8" x 10	Nickel	1,000	WUMS10X58PPCSZT	L45630	-	-	-
3/4" x 10	Nickel	1,000	WUMS10X34PPCSNT	L45820	9,000	WUMS10X34PCPZPB	L45830
5/8" x 6	Antique English	1,000	WUMS6X58PPCSAT	L45330	-	-	-
1/2" x 6	Zinc	1,000	WUMS6X12PCPZPT	L45230	-	-	-
5/8" x 6	Zinc	1,000	WUMS6X58PPCSZT	L45340	-	-	-
5/8" x 8	Zinc	1,000	WUMS8X58PPCSZT	L45560	15,000	WUMS8X58PPCSZB	L45570
3/4" x 8	Zinc	1,000	WUMS8X34PCPZPT	L46500	10,000	WUMS8X34PPCSZB	L46520



### Washer Head Recex (Combo Phillips & Square) Drive Coarse Thread Type 17 Auger Point



- Edge application screws prevent splitting in hardwoods when hardware is attached into or near the edge of the material. Used with European style face frame hinges, pin and pivot hinges, or with catches and latches
- Case hardened, finishes listed below
- Uses #2 Square Drive bits for for insertion and #2 Phillips Drive bits for aftermarket adjustment
- Box quantities as shown below. Sold in full boxes only.

Length x Gauge	Finish	Box Qty	Item #	Quick Code	Bulk Qty	Item #	Quick Code
3/4" x 8	Lubricated	1,000	WUM8X34SRWCCSPT	L39390	-	-	-
3/4" x 8	Zinc	1,000	WUMS8X34RWCCSZT	L55500	10,000	WUMS8X34RWCCSZB	L55550

### Oval Head Phillips Drive, Fine Thread, Sharp Point



- Oval head countersinks like flat head with slightly rounded head
- Steel wood screws in short sizes for hinges, KD fittings and small assembly
- Holds in both hardwoods and softwoods
- Case hardened, finishes listed below
- Uses #2 Phillips Drive bits
- Box quantities as shown below. Sold in full boxes only.

Length x Gauge	Finish	Box Qty	Item #	Quick Code
5/8" x 5	Zinc	1,000	WUMS5X58OPFSZT	L50050

### Drywall Anchor, Multi-Drive



WW903252



WW903251

- Install into 3/8" to 1" wallboard
- Patented drive can be installed with Pozi, AW or Torx bits
- Minimal space requirement behind sheet (only 1.5mm)
- Use with sheet metal or drywall screws - screws are removable (not included)
- Sold in full boxes of 200 only.

Length x Gauge	Material	Item #
1-3/8" x 6	Zinc	WR0903251
1-3/8" x 6	Nylon	WR0903252



## 8-32 Thread Machine Screws Combo Phillips/Slotted Drive



- For surface mounted knobs and pulls screw length should be 1/4" greater than the material thickness
- Uses #2 Phillips Drive bit
- Box quantities as shown below. Sold in full boxes only.

Length	Finish	Box Qty	Item #	Quick Code	Bulk Qty	Item #	Quick Code
1/2"	Zinc	100	WUMS832X12RSPZH	L47000	1,000	WUMS832X12RSPZT	L47120
5/8"	Zinc	100	-	-	1,000	WUMS832X58RSPZT	L46950
3/4"	Zinc	100	WUMS832X34RSPZH	L47100	1,000	WUMS832X34RSPZT	L47130
7/8"	Zinc	100	WUMS832X78RSPZH	L47200	1,000	WUMS832X78RSPZT	L47220
1"	Zinc	100	WUMS832X1RSPZH	L47300	1,000	WUMS832X1RSPZT	L47320
1-1/8"	Zinc	100	WUMS832X118RSPZH	L47400	1,000	WUMS832X118RSPZT	L47420
1-1/4"	Zinc	100	WUMS832X114RSPZH	L47500	1,000	WUMS832X114RSPZT	L47520
1-3/8"	Zinc	100	WUMS832X138RSPZH	L47600	1,000	WUMS832X138RSPZT	L47620
1-1/2"	Zinc	100	WUMS832X112RSPZH	L47700	1,000	WUMS832X112RSPZT	L47720
1-5/8"	Zinc	100	WUMS832X158RSPZH	L47800	1,000	WUMS832X158RSPZT	L47820
1-3/4"	Zinc	100	WUMS832X134RSPZH	L47900	1,000	WUMS832X134RSPZT	L47920
2"	Zinc	100	WUMS832X2RSPZH	L48000	1,000	WUMS832X2RSPZT	L48020



## 8-32 Thread (Breakaway) Combo Phillips/Slotted Drive



- For use with 8-32 thread visual hardware
- 1-3/4" long with break-a-ways at 3/4", 1", 1-1/4" and 1-1/2"
- Uses #2 Phillips Drive bit
- Box quantities as shown below. Sold in full boxes only.

Length	Finish	Box Qty	Item #	Quick Code	Bulk Qty	Item #	Quick Code
1-3/4"	Zinc	100	WUMS832X134RBPZH	L48700	1,000	WUMS832X134RBPZT	L48720



### M4 Thread Machine Screws, Combo Phillips/Slotted Drive



- For use with M4 threaded visual hardware
- For surface mounted knobs and pulls it is recommended that the screw length be 6mm (1/4") greater than the material thickness
- Uses #2 Phillips Drive bit
- Box quantities as shown below. Sold in full boxes only.

Length	Finish	Box Qty	Item #	Quick Code
7/8" (22mm)	Zinc	100	WUMS4X22RSPZH	L48340
1" (25mm)	Zinc	100	WUMS4X25RSPZH	L48400
1-3/16" (30mm)	Zinc	100	WUMS4X30M4BZ100	L48450
1-3/8" (35mm)	Zinc	100	WUMS4X35RSPZH	L48500
1-5/8" (39mm)	Zinc	100	WUMS4X39RSPZH	L48600



### M4 Thread (Breakaway), Machine Screws Combo Phillips/Slotted Drive



- For use with M4 threaded visual hardware
- 45mm long with break-a-ways at 19mm, 25mm, 32mm, and 38mm
- Uses #2 Phillips Drive bit
- Box quantities as shown below. Sold in full boxes only.

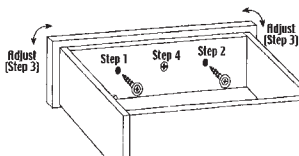
Length	Finish	Box Qty	Item #	Quick Code
1-3/4" (45mm)	Zinc	100	WUMS4X45RBPZH	L48900



Phillips Drive, Type 17 Auger Point

Recex Drive, Type 17 Auger Point


### Modified Washer Head Phillips or Recex (Combo Phillips & Square) Drive, Coarse Thread Type 17 Auger Drive, Drawer Front Adjusting Screw



1. Drill oversize 5/16" hole in drawer box.
2. Attach drawer front.
3. Adjust drawer front.
4. Fix drawer front with knob or pull screws.

- 1/2" diameter washer head screw
- Uses #2 Phillips or Square Drive bits
- Case Hardened, Zinc
- Box quantities as shown below. Sold in full boxes only.

Length x Gauge	Box Qty	Item #	Quick Code	Box Qty	Item #	Quick Code	Box Qty	Item #	Quick Code
<b>Phillips Drive</b>									
7/8" x 8	-	-	-	-	WUDF8X78MCPZT	L80000	-	-	-
1" x 8	100	WUDF8X1MCPZH	L80110	1,000	WUDF8X1MCPZT	L80330	7,000	WUDF8X100MWPCSZB	L80340
1-1/8" x 8	-	-	-	-	WUDF8X118MCPZT	L80450	6,500	WUDF8X118MWPCSZB	L80760
1-1/4" x 8	100	WUDF8X114MCPZH	L81810	1,000	WUDF8X114MCPZT	L80750	6,500	WUDF8X114MWPCZB	L80930
1-1/2" x 8	-	-	-	-	WUDF8X112MCPZT	L81010	-	-	-
<b>Recex (Combo Phillips &amp; Square) Drive</b>									
1" x 8	-	-	-	1,000	WUDF8X100MWCCSZT	L81200	7,000	WUDF8X100MWCCSZB	L81300
1-1/8" x 8	-	-	-	1,000	WUDF8X118MWCCSZT	L81500	6,500	WUDF8X118MCPZB	L81600
1-1/4" x 8	-	-	-	1,000	WUDF8X114MWCCSZT	L81800	6,500	WU8114S2ZB	L81900



**Flat Head, #2 Phillips or Square Drive, 7.5mm Head Diameter**



- Case hardened, Nickel
- Box quantities as shown below. Sold in full boxes only.

Length	Finish	Box Qty	Item #	Quick Code
<b>#2 Phillips Drive</b>				
13mm	Nickel	1,000	WUES7.5X13FPENT	L60260
<b>#2 Square Drive</b>				
13mm	Nickel	1,000	WUES7.5X13FSENT	L60250
<b>#2 Pozidrive</b>				
20mm	Nickel	1,000	WUES5X20FSZNH	L60400
25mm	Nickel	1,000	WUES5X25FSZNH	L60500




**Flat Head, Pozidrive, 7.2mm Head Diameter**



- Case hardened, Nickel
- Uses #2 Pozidrive bits
- Box quantities as shown below. Sold in full boxes only.

Length	Finish	Box Qty	Item #	Quick Code
7.5mm	Nickel	1,000	WUES7.2X75FSZENT	L59920
10mm	Nickel	1,000	WUES5X10FSZNT	L60000
11.5mm	Nickel	1,000	WUES5X115FSZNT	L60100
13mm	Nickel	1,000	WUES5X13FSZNT	L60200
14.5mm	Nickel	1,000	WUES5X145FSZNT	L60300
20mm	Nickel	1,000	WUES7.2X20FSZENT	L60420
25mm	Nickel	1,000	WUES7.2X25FSZENH	L60520




**Confirmat Screws, Pozidrive**



- Designed for use in case assembly
- Pilot hole diameter 5.4mm, shank dia. 7mm, and Pozidrive head dia.10mm
- Uses #3 Pozidrive bits
- Box quantities as shown below. Sold in full boxes only.

	Size	Finish	Box Qty	Item #	Quick Code	Bulk Qty	Item #	Quick Code
<b>Blunt Point Without Nibs</b>								
A	7 x 50mm	Zinc	100	WUDS7X50FSZZH	L70100	1000	WUDS7X50FSZZT	L70200
<b>Sharp Point With Nibs</b>								
B	7 x 50mm	Zinc	-	-	-	1000	WUDS7X50FSZZNT	L70400
<b>Sharp Point Without Nibs</b>								
-	7 x 50mm	Zinc	100	WUDS7X50FSZT	L70405	1000	WUDS7X50FSZH	L70310



### Economy Tite-Joint (Dog Bone) Fasteners



- Hex head
- Ideal for field joints in countertops
- Steel, bright zinc plated
- 500 per box. Available any quantity.

Item #	Bolt Size
WU0683241901	3-1/2"



### Zipbolt™ Tite-Joint Fastener



- Integrated gearing system
- Tighten using a 4mm hex drive bit in a drill, hand driver, or Allen key
- Can be tightened in just 3 seconds using the driver bit in a drill
- Each box contains a 4mm hex drive bit
- Box quantities as shown below. Sold in full boxes only.

Item #	Description	Box Qty
WUZIPBOLT	Zipbolt Fastener	60
WUZIP4MMBIT	4mm Hex Drive Bit	1



### Finishing Washer



- Provides a clean, finished look for flat head screws
- Box quantities as shown below. Sold in full boxes only.

Fits Screw Size	Finish	Material	Box 100 Item #	Quick Code	Box 1,000 Item #	Quick Code
#6	Nickel	Steel	-	-	WUMS6-WASHER-NLK	L49025
#8	Black	Steel	-	-	WUMS8-WASHER-BLK	L49175
#8	Nickel	Steel	WUMS8-WASHERNH	L49100	WUMS8-WASHERNT	L49125
#10	Nickel	Steel	WUMS10-WASHERNH	L49300	WUMS10-WASHER-NKL	L49400




↑ No Hole



↑ 5 Hole



↑ 8 Hole



↑ Multi-hole

### 5" A/O Discs, C-Weight Paper Back



- Aluminum oxide on latex coated C-weight paper
- Latex coated paper increases disc's flexibility and moisture resistance
- Open coat design provides no load performance
- The right choice for general shop use, fine sanding and heavy stock removal

Packing: PSA discs are flat packed (tabbed) 100 discs per box.


Hook and loop discs are flat packed 50 discs per box.

Sold In: Full box quantities only.

Grit	5" No Hole		5" 5 Hole
	PSA Item#	Hook & Loop Item#	PSA Item#
P60	WR8507342206961	WR8507342006961	-
P80	WR8507342208961	WR8507342008961	WR8507372208961
P100	WR8507342210961	WR8507342010961	WR8507372210961
P120	WR8507342212961	WR8507342012961	WR8507372212961
P150	WR8507342215961	WR8507342015961	WR8507372215961
P180	WR8507342218961	WR8507342018961	WR8507372218961
P220	WR8507342222961	WR8507342022961	WR8507372222961
P240	WR8507342224961	WR8507342024961	-
P280	WR8507342228961	WR8507342028961	WR8507372228961
P320	WR8507342232961	WR8507342032961	WR8507372232961
P400	WR8507342240961	WR8507342040961	-
P500	WR8507342250961	WR8507342050961	-
P600	WR8507342260961	WR8507342060961	-
P800	WR8507342280961	-	-
P1000	WR8507342211961	-	-
P1200	WR8507342213961	-	-

Grit	5" 5 Hole	5" 8 Hole	5" Multi-Hole
	Hook & Loop Item#	Hook & Loop Item#	Hook & Loop Item#
P80	WR8507372008961	WR8507322008961	WR8507362008961
P100	WR8507372010961	WR8507322010961	WR8507362010961
P120	WR8507372012961	WR8507322012961	WR8507362012961
P150	WR8507372015961	WR8507322015961	WR8507362015961
P180	WR8507372018961	WR8507322018961	WR8507362018961
P220	WR8507372022961	WR8507322022961	WR8507362022961
P240	WR8507372024961	WR8507322024961	-
P280	-	WR8507322028961	-
P320	WR8507372032961	WR8507322032961	WR8507362032961
P400	WR8507372040961	WR8507322040961	-
P500	WR8507372050961	-	-
P600	WR8507372060961	WR8507322060961	-
P800	-	-	WR8507362080961





### 6" A/O Discs, C-Weight Paper Back



- Aluminum oxide on latex coated C-weight paper
- Latex coated paper increases disc's flexibility and moisture resistance
- Open coat design provides no load performance
- The right choice for general shop use, fine sanding and heavy stock removal

Packing: PSA discs are flat packed (tabbed) 100 discs per box.

Hook and loop discs are flat packed 50 discs per box.

Sold In: Full box quantities only.

Grit	6" No Hole		6" 6 Hole		6" Multi-Hole
	PSA Item#	Hook & Loop Item#	PSA Item#	Hook & Loop Item#	Hook & Loop Item#
P60	WR8507343206961	WR8507343006961	-	-	-
P80	WR8507343208961	WR8507343008961	WR8507333208961	WR8507333008961	WR8507363008961
P100	WR8507343210961	WR8507343010961	-	WR8507333010961	WR8507363010961
P120	WR8507343212961	WR8507343012961	WR8507333212961	WR8507333012961	WR8507363012961
P150	WR8507343215961	WR8507343015961	WR8507333215961	WR8507333015961	WR8507363015961
P180	WR8507343218961	WR8507343018961	WR8507333218961	WR8507333018961	WR8507363018961
P220	WR8507343222961	WR8507343022961	WR8507333222961	WR8507333022961	WR8507363022961
P240	WR8507343224961	WR8507343024961	-	WR8507333024961	WR8507363024961
P280	WR8507343228961	-	-	WR8507333028961	WR8507363024961
P320	WR8507343232961	WR8507343032961	-	WR8507333032961	WR8507363032961
P400	WR8507343240961	WR8507343040961	WR8507333240961	WR8507333040961	WR8507363040961
P500	WR8507343250961	WR8507343050961	-	WR8507333050961	WR8507363050961
P600	WR8507343260961	-	-	WR8507333060961	WR8507363060961
P800	-	-	-	-	WR8507363080961
P1000	-	-	-	WR8507333011961	-

### 5" S/C Discs, A-Weight Paper Back



- Premium Silicon carbide on latex coated A-weight paper
- Latex coated paper increases disc flexibility and moisture resistance
- Open coat design provides no-load performance
- Designed primarily for lacquer sanding and finely grained wood smoothing
- Perfect for scuff sanding and removing "orange peel" in top coats

Packing: PSA discs are flat packed (tabbed) 100 discs per box.

Hook & loop discs are flat packed 50 discs per box.

Sold in: Full box quantities only.



PSA (tabbed) version shown

Grit	5" No Hole	5" No Hole
	PSA Item#	Hook & Loop Item#
P80	WR8532342208961	WR8532342008961
P100	WR8532342210961	WR8532342010961
P120	WR8532342212961	WR8532342012961
P150	WR8532342215961	WR8532342015961
P180	WR8532342218961	WR8532342018961
P220	WR8532342222961	WR8532342022961
P240	WR8532342224961	-
P280	WR8532342228961	WR8532342028961
P320	WR8532342232961	WR8532342032961
P400	WR8532342240961	-




↑ No Hole



↑ 5 Hole



↑ 9 Hole



↑ Multi Hole

### 5" A/O Discs, Film Back

- Würth Emerald brand high performance film abrasive discs
- Heat treated aluminum oxide on film, outlasts paper 10 - 1
- Open-coat design provides no-load performance
- 100% waterproof – perfect for wet sanding applications
- Ideal disc for solid surface fabrication

Packing: PSA discs are flat packed (tabbed) 100 per box.

Hook and Loop discs are flat packed 50 discs.

Sold in: Full box quantities only.



Grit	5" No Hole		5" 5 Hole
	PSA Item#	Hook & Loop Item#	PSA Item#
P60	WR8506342206961	-	-
P80	WR8506342208961	WR8506342008961	WR8506372208961
P100	WR8506342210961	WR8506342010961	WR8506372210961
P120	WR8506342212961	WR8506342012961	WR8506372212961
P150	WR8506342215961	WR8506342015961	WR8506372215961
P180	WR8506342218961	WR8506342018961	WR8506372218961
P220	WR8506342222961	WR8506342022961	WR8506372222961
P240	WR8506342224961	WR8506342024961	WR8506372224961
P280	WR8506342228961	WR8506342028961	-
P320	WR8506342232961	WR8506342032961	WR8506372232961
P400	WR8506342240961	WR8506342040961	-
P500	WR8506342250961	WR8506342050961	-
P600	WR8506342260961	WR8506342060961	-

Grit	5" 5 Hole	5" 9 Hole	5" Multi-Hole
	Hook & Loop Item#	Hook & Loop Item #	Hook & Loop Item#
P80	WR8506372008961	WR8506303008961	WR8506362008961
P100	WR8506372010961	WR8506303010961	WR8506362010961
P120	WR8506372012961	WR8506303012961	WR8506362012961
P150	WR8506372015961	WR8506303015961	WR8506362015961
P180	WR8506372018961	WR8506303018961	WR8506362018961
P220	WR8506372022961	WR8506303022961	WR8506362022961
P240	WR8506372024961	WR8506303024961	WR8506362024961
P280	-	WR8506303028961	WR8506362028961
P320	WR8506372032961	WR8506303032961	WR8506362032961
P400	WR8506372040961	WR8506303040961	WR8506362040961
P500	-	WR8506303050961	WR8506362050961




↑ No Hole



↑ 6" 6 Hole



↑ 9 Hole



↑ Multi-hole

### 6" A/O Discs, Film Back

- Würth Emerald brand high performance film abrasive discs
- Heat treated aluminum oxide on film, outlasts paper 10 - 1
- Open-coat design provides no-load performance
- 100% waterproof – perfect for wet sanding applications
- Ideal disc for solid surface fabrication

Packing: PSA discs are 100 discs per box flat packed (tabbed)

Hook and Loop discs are flat packed 50 discs per box.

Sold in: Full box quantities only.



Grit	6" No Hole		6" 6 Hole	
	PSA Item#	Hook & Loop Item#	PSA Item#	Hook & Loop Item#
P80	WR8506343208961	WR8506343008961	WR8506333208961	WR8506333008961
P100	WR8506343210961	WR8506343010961	-	WR8506333010961
P120	WR8506343212961	WR8506343012961	WR8506333212961	WR8506333012961
P150	WR8506343215961	WR8506343015961	WR8506333215961	WR8506333015961
P180	WR8506343218961	WR8506343018961	-	WR8506333018961
P220	WR8506343222961	WR8506343022961	WR8506333222961	WR8506333022961
P240	WR8506343224961	WR8506343024961	-	WR8506333024961
P280	WR8506343228961	WR8506343028961	-	WR8506333028961
P320	WR8506343232961	WR8506343032961	WR8506333232961	WR8506333032961
P400	WR8506343240961	WR8506343040961	-	WR8506333040961
P500	WR8506343250961	WR8506343050961	-	-
P600	WR8506343260961	WR8506343060961	-	WR8506333060961
P800	WR8506343280961	WR8506343080961	-	-

Grit	6" 9 Hole	6" Multi-Hole
	Hook & Loop Item #	Hook & Loop Item#
P80	WR8506304008961	WR8506363008961
P100	WR8506304010961	WR8506363010961
P120	WR8506304012961	WR8506363012961
P150	WR8506304015961	WR8506363015961
P180	WR8506304018961	WR8506363018961
P220	WR8506304022961	WR8506363022961
P240	WR8506304024961	WR8506363024961
P280	WR8506304028961	WR8506363028961
P320	WR8506304032961	WR8506363032961
P400	WR8506304040961	WR8506363040961
P500	WR8506304050961	WR8506363050961
P600	-	WR8506363060961



### 11" A/O Discs, Film Back



- For use with large sanders; ideal for solid surface applications
- Heat treated aluminum oxide on film, outlasts paper 10 - 1 on wood
- Open-coat design provides no-load performance
- 100% waterproof - perfect for wet sanding applications

Packing: 20 discs per box.

Sold in: Full box quantities only.

Grit	11" Hook/Loop Item#	Grit	11" Hook/Loop Item#	Grit	11" Hook/Loop Item#
P80	WR8506345008961	P150	WR8506345015961	P240	WR8506345024961
P100	WR8506345010961	P180	WR8506345018961	P280	WR8506345028961
P120	WR8506345012961	P220	WR8506345022961	P320	WR8506345032961
				P400	WR8506345040961



### 5" A/O Discs, J-Weight Cloth Back




- Open coat is excellent for softwoods, hardwoods, and metal and helps prevent loading of abrasive
- Tear resistant polyester/cotton cloth backing for use in applications where paper backings are not durable enough

Packing: 50 discs per box (flat packed, tabbed).

Sold in: Full box quantities only.

5" No Hole PSA			
Grit	Item#	Grit	Item#
80	WR8532340080961	150	WR8532340150961
100	WR8532340100961	180	WR8532340180961
120	WR8532340120961	220	WR8532340220961



### 5" & 6" A/O Net Discs



- Aluminum Oxide Closed Coat
- Dust-free sanding allows clean and healthy work environment
- Full-surface dust extraction, combined with special abrasive coating method, prevents clogging
- Tear resistant due to sturdy net backing

Packing: 50 per box. Sold in: Full box quantities only.

Grit	5" Net Disc	6" Net Disc
80	WRNET5080G	WRNET6080G
100	WRNET5100G	WRNET6100G
120	WRNET5120G	WRNET6120G
150	WRNET5150G	WRNET6150G
180	WRNET5180G	WRNET6180G
220	WRNET5220G	WRNET6220G
240	WRNET5240G	WRNET6240G
320	WRNET5320G	WRNET6320G
400	WRNET5400G	WRNET6400G
600	WRNET5600G	WRNET6600G



### 6" Foam Backed Discs



- Open coat aluminum oxide
- Even surface pressure provides a better finish without deep scratch
- Good for wet, contour and curved sanding

Packing: 10 discs per box.

Sold in: Full box quantities only.

6" Hook/Loop	
Grit	Item #
360	WRFOAM6360
500	WRFOAM6500
1000	WRFOAM61000
2000	WRFOAM62000
3000	WRFOAM63000

### Solid Surface Finishing Steps (For NET abrasives, see page 116)

Steps	Description	Matte Finish	Semi-Gloss Finish	High-Gloss Finish
1	Premium Net 180 Grit	WRNET6180G	WRNET6180G	WRNET6180G
2	Premium Net 320 Grit	WRNET6320G	WRNET6320G	WRNET6320G
3	Würth Foam 360 Grit	WRFOAM6360	WRFOAM6360	WRFOAM6360
4	Würth Foam 500 Grit	-	WRFOAM6500	WRFOAM6500
5	Würth Foam 1000 Grit	-	-	WRFOAM61000
6	Würth Foam 3000 Grit	-	-	WRFOAM63000
<b>Finish</b>		<b>Gloss 15</b>	<b>Gloss 40</b>	<b>Gloss 75</b>



### 6" Foam Backed Discs



- Low scratch depth (excellent finish)
- 100% waterproof, washable
- Consistent finish throughout life of disc
- Exceptional when sanding contoured surfaces, corners and sharp edges
- Ideal for solid surface and lacquer finishing. Reduces buffing time.

Packing: 10 discs per box. Sold in: Full box quantities only.

6" Hook/Loop			
Grit	Item #	Grit	Item #
240	WR58734302496110	1000	WR58734310096110
360	WR58734303696110	1500	WR58734315096110
500	WR58734305096110	2000	WR58734320096110
600	WR58734306096110	3000	WR58734330096110
800	WR58734308096110	4000	WR58734340096110



### Würth Backup Pads



Item #	Diameter	Holes	Face	Thickness	Density
WR8521125110961	5"	No Hole	Hook/Loop	3/8"	Medium
WR8521125010961	5"	No Hole	PSA	3/8"	Medium
WR8521125116961	5"	5 Hole	Hook/Loop	3/8"	Medium
WR8521125020961	5"	5 Hole	PSA	3/8"	Medium
WR8521125117961	5"	Multi-Hole	Hook/Loop	3/8"	Medium
WR8521150110961	6"	No Hole	Hook/Loop	3/8"	Medium
WR8521120117961	6"	Multi-Hole	Hook/Loop	3/8"	Medium



### 9" x 11" A/O Sheets, C-Weight Paper Back



- Latex coated C-weight paper – open coat
  - Excellent flexibility and moisture resistance paper with no-load performance
  - Perfect choice for universal and fine sanding as well as heavy stock removal
- Packing: 50 sheets per sleeve.

Grit	Item#	Grit	Item#
P80	WR8507144108961	P240	WR8507144124961
P100	WR8507144110961	P280	WR8507144128961
P120	WR8507144112961	P320	WR8507144132961
P150	WR8507144115961	P400	WR8507144140961
P180	WR8507144118961	P500	WR8507144150961
P220	WR8507144122961	P600	WR8507144160961




### 9" x 11" S/C Sheets, A-Weight Paper Back



- Latex coated A-weight paper – open coat
  - Excellent flexibility and water resistance paper with no-load performance
  - Designed primarily for lacquer sanding and finely grained wood smoothing
  - Perfect for scuff sanding and removing "orange peel"
  - Silicon carbide sanding sheets are the finishing room's choice for peak performance and versatility
- Packing: 50 sheets per sleeve.

Grit	Item#	Grit	Item#
P80	WR8532144108961	P220	WR8532144122961
P100	WR8532144110961	P240	WR8532144124961
P120	WR8532144112961	P280	WR8532144128961
P150	WR8532144115961	P320	WR8532144132961
P180	WR8532144118961	P400	WR8532144140961



### Würth Hand Pads

- High performance abrasive nylon pads
- Made of 100% nylon webbing
- Washable for repeated use
- Sold in packs of 10



Grit	Item #	Color	Application	Size
Non-Abrasive	WR0585450000961	White	Non-Abrasive Pad	6" x 9"
320	WR0585450280961	Maroon	Fine sanding between the final coat of paint/lacquer	6" x 9"
600	WR0585450600961	Gray	Tool cleaning, light oxidation and rust removal	6" x 9"



### 1, 2, & 4 Sided Block & Contour Sponges

- Perfect for scuff sanding and sealer sanding
- Flexible, non-loading aluminum oxide abrasive sponges
- Sold in packs of 10



	4-Sided Block Sponge (10 per Box)	2-Sided Contour Sponge (10 per Box)	1-Sided Sponge (20 per Box)
<b>Grit</b>	<b>3-7/8" L x 2-3/4" W</b>	<b>3-7/8" L x 4-3/4" W</b>	<b>4-1/2" L x 5-1/2" W</b>
	<b>Item #</b>	<b>Item #</b>	<b>Item #</b>
Medium	WR587010006961	WR58701100696110	WR58702000696120
Fine	WR587010010961	WR58701101096110	WR58702001096120
Super Fine	WR587010018961	WR58701101896110	WR58702001896120
Very Fine	-	-	WR58702002296120
Micro Fine	-	-	WR58702002896120



Cut out in box makes it easy to tell when you need to re-order.

### 4-1/2" W Flexible One-Sided Foam Sponge

- Würth "Gold" brand high performance foam backed sanding sponges.
- Aluminum oxide on flexible sponge backing - open coat
- Excellent flexibility for irregular surfaces with "no load" performance
- Roll packaging in heavy duty cardboard package keeps sponges clean and dust free, ready to use
- Cut out in box makes it easy to tell when it is time to re-order
- Perforated sections make for easy tear-off
- Ideal for scuff sanding in your finishing room
- Each sponge measures 4-1/2"W x 4-7/8" L

Packing: One 25 yard roll per box.

Sold In: Full roll/box quantities only.



Grit	Item#	Grit	Item#
P100	WR8507442110961	P280	WR8507442128961
P120	WR8507442112961	P320	WR8507442132961
P150	WR8507442115961	P400	WR8507442140961
P180	WR8507442118961	P500	WR8507442150961
P220	WR8507442122961	P600	WR8507442160961
P240	WR8507442124961		




### X-Weight Cloth Portable Belts, A/O



- Premium heat-treated aluminum oxide on X-weight cloth, open coat
- Belts are “uni-directional” and have precision built joints to eliminate any chance of uneven sanding.
- Perfect for heavy duty and all around shop use

Packing: 10 belts per box. Sold in: Full box quantities only.

Grit	3" x 21" Item#	3" x 24" Item#	4" x 24" Item#
P40	WR675040533961	WR675043610961	WR675040610961
P50	WR675050533961	WR675053610961	WR675050610961
P60	WR675060533961	WR675063610961	WR675060610961
P80	WR675080533961	WR675083610961	WR675080610961
P100	WR675100533961	WR675103610961	WR675100610961
P120	WR675120533961	WR674123610961	WR675120610961
P150	WR675150533961	WR675153610961	WR675150610961



### X-Weight Cloth Portable Belts, Ceramic & A/O Blend



- Combination ceramic and aluminum oxide blended on heavy X-weight cloth for an exceptionally long lasting material that delivers a fast cut
- Ideal for low-pressure touch-to-grind applications
- Grain structure provides for the continuous renewal of the most consistent and uniform cutting edges
- The advanced technology of the ceramic grain enhances cut rates for faster and cooler stock removal on tough applications
- Great for sanding water-based finishes
- Used for bare wood, coating removal, and between-coat sanding
- For dry sanding applications only

Packing: 5 belts per box. Sold in: Full box quantities only.

Grit	3" x 21" Item#	3" x 24" Item#	4" x 24" Item#
40	WR675032104961	WR675032404961	WR675042404961
50	WR675032105961	WR675032405961	WR675042405961
60	WR675032106961	WR675032406961	WR675042406961
80	WR675032108961	WR675032408961	WR675042408961
100	WR675032110961	WR675032410961	WR675042410961
120	WR675032112961	WR675032412961	WR675042412961
150	WR675032115961	WR675032415961	WR675042415961





### X-Weight Cloth Edge Belts, A/O



- Premium heat-treated aluminum oxide on X-weighted heavy duty cloth for maximum wear and ruggedness
  - Zero tolerance lap joint means no bumping or marking
  - Patented anti-static design ensures low dust adhesion on belt, machinery and work area
- Packing: 5 belts per box. Available any quantity.

Note: custom sizes edge belts available. Contact Customer Service to place your custom size order.

Grit	4" x 132" Item #	6" x 89" Item#
P80	WR0583381335961	WR0583380226961
P100	WR0583311335961	WR0583310226961
P120	WR0583313335961	WR0583312226961
P150	WR102132200150	WR0675915896961

Grit	6" x 108" Item#	6" x 132" Item#
P80	WR0675980108961	WR0675980132961
P100	WR0675910108961	WR0675910132961
P120	WR0675912108961	WR0675912132961
P150	WR0675915108961	WR0675915132961



### Sanding Belt Cleaner, Rubber



- Smoked Rubber Cleaner is more dense than crepe-rubber products; wears down at half the rate
- Gets embedded residue out of abrasive surfaces

Item#	Size
WR89301	1-5/8" x 1-5/8" x 8-1/4"

**Get longer life  
out of your belts!**




### Pitch & Resin Remover Eco-Friendly, Water-Based



- VOC-free and Phosphate-free
- Concentrated (general cleaning dilution ratio 1:10) or ready to use cleaning formula dissolves and emulsifies pitch resin, oil, grease film, gum and varnish from abrasive belts, blades and bits
- Simply spray, wet abrasive area thoroughly, and then rinse clean with water and hang to dry

Item #	Type
WR0893011201	Ready to Use, 1 Quart
WR0893011135	Concentrate, 1 Gallon



**"Zero Tolerance"  
seam means  
no "chatter"**

Note: Custom wide belt sizes available. Contact Customer Service to place your custom sized order.

## F-Weight Paper Wide Belts, A/O




- Premium heat-treated aluminum oxide on F-weighted latex impregnated paper for maximum wear, flexibility and moisture resistance
  - Zero tolerance lap joint means no bumping or marking
  - Patented anti-static design ensures low dust adhesion on belt, machinery and work area
- Packing: 5 belts per box. Available any quantity.

Grit	37" W X 60" L Item#	37" W X 75" L Item#	43" W X 75" L Item#
P100	WR5839101539615	WR5839101909615	WR5839101919615
P120	WR5839121539615	WR5839121909615	WR5839121919615
P150	WR5839151539615	WR5839151909615	WR5839151919615
P180	WR5839181539615	WR5839181909615	WR5839181919615
P220	WR5839201539615	WR5839201909615	WR5839201919615

Grit	43" W X 85" L Item#	43" W X 103" L Item#	44" W X 85" L Item#
P100	-	WR5839102649615	-
P120	WR5839122159615	WR5839122649615	-
P150	WR5839152159615	WR5839152649615	WR5839152169615
P180	WR5839182159615	WR5839182649615	WR5839182169615
P220	WR5839202159615	WR5839202649615	WR5839202169615

Grit	52" W X 75" L Item#	52" W X 103" L Item#	53" W X 85" L Item#
P100	-	WR5839102659615	WR5839102179615
P120	-	WR5839122659615	WR5839122179615
P150	WR5839151939615	WR5839152659615	WR5839152179615
P180	WR5839181939615	WR5839182659615	WR5839182179615
P220	WR5839201939615	WR5839202659615	-

Grit	53" W x 103" L Item #	54" W X 103" L Item#
P100	WR5839102669615	WR5839102679615
P120	WR5839122669615	WR5839122679615
P150	WR5839152669615	WR5839152679615
P180	WR5839182669615	WR5839182679615
P220	WR5839202669615	WR5839202679615



**"Zero Tolerance"  
seam means  
no "chatter"**

Note: Custom wide belt sizes available. Contact Customer Service to place your custom sized order.

### X-Weight Cloth Wide Belts, A/O



- Premium heat-treated aluminum oxide on X-weighted heavy duty cloth for maximum wear
- Patented anti-static design ensures low dust adhesion on belt, machinery and work area
- State-of-the art high performance and open coat design aluminum oxide wide belts

Grit	25" W X 60" L Item#	36" W X 75" L Item#	37" W X 60" L Item#
P36	-		WR105293710036
P60	-		WR105293710060
P80	WR6759801529615	WR984390380080	WR6759801539615
P100	WR6759101529615	WR984390380100	WR6759101539615
P120	WR6759121529615	WR6752121909615	WR6759121539615
P150	WR6759151529615	WR971820240150	WR6759151539615
P180	WR6759181529615	WR6752181909615	WR6759181539615
P220	-	-	-

Grit	37" W X 75" L Item#	43" W X 60" L Item#	43" W X 75" L Item#
P36	-	-	WR72454568003601
P60	WR92709609006001	-	WR72454568006001
P80	WR6759801909615	WR6759801549615	WR6759801919615
P100	WR6759101909615	WR6759101549615	WR6759101919615
P120	WR6759121909615	WR6759121549615	WR6759121919615
P150	WR6759151909615	WR6759151549615	WR6759151919615
P180	WR6759181909615	WR6759181549615	WR6759181919615
P220	WR22477436022001	-	-

Grit	43" W X 85" L Item#	43" W X 103" L Item#	44" W X 85" L Item#
P80	WR6759802159615	WR6759802649615	WR6759802169615
P100	WR6759102159615	WR6759102649615	-
P120	WR6759122159615	WR6759122649615	WR6759122169615
P150	WR6759152159615	WR6759152649615	WR6759152169615
P180	WR6759182159615	WR6759182649615	WR6759182169615

Grit	52" W X 75" L Item#	52" W X 103" L Item#	53" W X 85" L Item#	54" W X 103" L Item#
P60	-	WR6759602659615	-	-
P80	WR6759801939615	WR6759802659615	WR6759802179615	WR6759802679615
P100	WR6759101939615	WR6759102659615	WR6759102179615	WR6759102679615
P120	WR6759121939615	WR6759122659615	WR6759122179615	WR6759122679615
P150	WR6759151939615	WR6759152659615	WR6759152179615	WR6759152679615
P180	WR6759181939615	WR6759182659615	WR6759182179615	-

## Fill & Finish Water Based Putty, Ready To Use



Fill & Finish is a unique water-based multi-purpose wood and grain filler and can be used to mask small or large defects.

- Accepts any pigment - water or oil based
- No VOC's
- Does not shrink, sink, crack, or fall out
- Can be used inside or outside
- Can be sanded easily to achieve a desired finished look
- Can be drilled, nailed, planed or sawed like ordinary wood
- Can be restored to original consistency with water
- High solid content and fast dry time



16 oz wide mouth container for easy putty knife access!

Color	Name	16 oz. Item #	Quart Item #
	Ash	WR0890303500	WR0890303512
	Rosewood	WR0890303501	WR0890303513
	Cherry/Alder	WR0890303502	WR0890303514
	Mahogany/Braz Cherry	WR0890303503	WR0890303515
	Maple/Beech/Pine	WR0890303504	WR0890303516
	Natural/Tint Base	WR0890303505	WR0890303517
	Red Oak	WR0890303506	WR0890303518
	Ebony	WR0890303507	WR0890303519
	Walnut	WR0890303508	WR0890303520
	White	WR0890303509	WR0890303521
	White Oak	WR0890303510	WR0890303522
	Alder	WR0890303511	WR0890303523

## Fill & Finish Powdered Grain Filler



- Same great features as Fill & Finish Wood Putty
- Simply mix with the right amount of lacquer or water for your project to achieve ideal viscosity
- Can be used for patching, grain-filling, inlay, and more



Color	Name	6 oz. Item #	16 oz. Item #
	Ash	WR0890304500	WR0890304512
	Rosewood	WR0890304501	WR0890304513
	Cherry/Alder	WR0890304502	WR0890304514
	Mahogany/Braz Cherry	WR0890304503	WR0890304515
	Maple/Beech/Pine	WR0890304504	WR0890304516
	Natural/Tint Base	WR0890304505	WR0890304517
	Red Oak	WR0890304506	WR0890304518
	Ebony	WR0890304507	WR0890304519
	Walnut	WR0890304508	WR0890304520
	White	WR0890304509	WR0890304521
	White Oak	WR0890304510	WR0890304522
	Alder	WR0890304511	WR0890304523



## Mid-Temp Thinner



### Features

- Thinner with a medium evaporation rate
- Suitable for mixing in certain paints and stains
- More aggressive than standard thinners

### Applications

- Wood/furniture finishing and refinishing

Item #	Description
WRMIDTEMP-05	5 Gal Mid-Temp Thinner
WRMIDTEMP-55	55 Gal Mid-Temp Thinner



## Lacquer Thinner (Medium Dry)



### Features

- Slower evaporation rate than standard thinner
- Increases dry time in paints and lacquers
- Eliminates lacquer “blushing”

### Applications

- Useful in high heat applications where slower drying is required
- Perfect for cleaning spray equipment

Item #	Description
WRMEDIUMDRY-01	1 Gal Medium Dry Lacquer Thinner
WRMEDIUMDRY-05	5 Gal Medium Dry Lacquer Thinner
WRMEDIUMDRY-55	55 Gal Medium Dry Lacquer Thinner



## Contact Cement Thinner



### Features

- Reduces the viscosity of contact cement

### Applications

- Ideal product for cleaning spray equipment after use
- Removes overspray and dried adhesive
- Excellent solvent for cleaning brushes, wood, metal, and glass

Item #	Description
WRCEMENTTHIN-01	1 Gal Contact Cement Thinner
WRCEMENTTHIN-05	5 Gal Contact Cement Thinner
WRCEMENTTHIN-55	55 Gal Contact Cement Thinner



## Acetone



### Features

- Mixes easily with water and has a very fast evaporation rate
- Thins the viscosity of lacquer solutions
- VOC exempt

### Applications

- Reduces the viscosity of lacquers and two part epoxies
- Thins oil-based paints and polyester resins
- Tool cleaner

Item #	Description
WRACETONE-01	1 Gal Acetone
WRACETONE-05	5 Gal Acetone
WRACETONE-55	55 Gal Acetone



## Denatured Alcohol



### Features

- Less aggressive cleaning solution when surface integrity is in question

### Applications

- Used to clean and thin shellac
- Removes dried latex paint and ink
- Used to wipe down wood surfaces to remove moisture before finishing
- Highly effective as a solvent and cleaning agent

Item #	Description
WRDENALCOHOL-01	1 Gal Denatured Alcohol
WRDENALCOHOL-05	5 Gal Denatured Alcohol
WRDENALCOHOL-55	55 Gal Denatured Alcohol



## Isopropyl Alcohol



### Features

- Fast evaporation rate
- Easily dissolvable in a wide range of chemical compounds
- Less aggressive cleaning solution when surface integrity is in question

### Applications

- Used to clean and thin shellac
- Used to wipe down wood surfaces to remove moisture before finishing
- Highly effective as a solvent and cleaning agent

Item #	Description
WRISOALCOHOL-01	1 Gal Isopropyl Alcohol
WRISOALCOHOL-05	5 Gal Isopropyl Alcohol
WRISOALCOHOL-55	55 Gal Isopropyl Alcohol



## Mineral Spirits



### Features

- Solvent-based oil paint thinner and cleaner
- Slow rate of evaporation
- Low odor

### Applications

- Dissolves wax, oil, and greasy grime from wood and metal surfaces
- Reduces dry time of oil-based glazes and paints
- Great for cleaning brushes and rollers

Item #	Description
WRMINSPIRITS-01	1 Gal Mineral Spirits
WRMINSPIRITS-05	5 Gal Mineral Spirits
WRMINSPIRITS-55	55 Gal Mineral Spirits



## Methyl Ethyl Ketone



### Features

- Slower rate of evaporation than acetone

### Applications

- Removes contact cement, ink, adhesives, and heavy grease/grime
- Reduces coatings and resins in fiberglass repair

Item #	Description
WRMEK-01	1 Gal Methyl Ethyl Ketone
WRMEK-05	5 Gal Methyl Ethyl Ketone
WRMEK-55	55 Gal Methyl Ethyl Ketone



## Naphtha



### Features

- Stronger than mineral spirits with a faster rate of evaporation

### Applications

- Perfect cleaner for metal surfaces and tools
- Great for cleaning brushes
- Can be used to thin Spar Varnish, epoxies, and oil-based paints

Item #	Description
WRNAPHTHA-01	1 Gal Naphtha
WRNAPHTHA-05	5 Gal Naphtha
WRNAPHTHA-55	55 Gal Naphtha



## Butyl Acetate



### Features

- Acts as cleaning solvent

### Applications

- Used for thinning urethane coatings
- For use on paint, coatings, and a variety of industrial applications

Item #	Description
WRNBA-05	5 Gal N-Butyl Acetate
WRNBA-55	55 Gal N-Butyl Acetate



## Methyl Amyl Ketone (MAK)



### Features

- High solvency
- Works with cellulosic lacquer and acrylic lacquers

### Applications

- For solvent borne painted and stained surfaces

Item #	Description
WRMAK-05	5 Gal Methyl Amyl Ketone



## Lacquer Retarder



### Features

- Lacquer additive with a slower evaporation rate than standard and medium dry thinner

### Applications

- Great for increasing dry time in paints and lacquers
- Useful in high heat applications where slower drying is desired
- Eliminates lacquer "blushing"

Item #	Description
WRRETARDER-05	5 Gal Lacquer Retarder





## CAL Compliant Wash Thinner



### Features

- Can be sold in the state of California
- Faster evaporation rate than standard thinner and modest cleaning power

### Applications

- For cleaning spray equipment in industrial wood or metal finishing
- Can be mixed with certain stains and paints

Item #	Description
WRCATHINNER-01	1 Gal Cal Compliant Thinner
WRCATHINNER-05	5 Gal Cal Compliant Thinner
WRCATHINNER-55	55 Gal Cal Compliant Thinner



## Wash Thinner



### Features

- Lacquer thinner with faster evaporation rate than the standard thinner and medium cleaning power

### Applications

- For cleaning spray equipment in Industrial wood or metal finishing
- Can be mixed with certain stains and paints

Item #	Description
WRWSHTINNER-01	1 Gal Thinner
WRWSHTINNER-05	5 Gal Thinner
WRWSHTINNER-55	55 Gal Thinner





## Table Top and Bar Epoxy Resin & Hardener

### Features

- Two part professional component epoxy coating designed for table, bar top, and slab wood applications
- Coats can be 1/8" to 1/4" thick
- Easy to use formula with a 1 to 1 mixing ratio
- Once cured, finish provides a thick, clear protective coating impervious to alcohol, solvents, and everyday use
- 100% solids
- Cure times can vary depending on temperature, humidity, and thickness


### Applications

- Great for bar tops, table tops, and wood slabs (incredible gap filling properties)
- Can be used for decoupage projects
- Pour over or brush applications

Item #	Description
WRTABLETOPEPOXY	1 GAL RESIN & 1 GAL HARDENER

### Coverage Chart

Area	Resin Mixture
<b>Seal Coat</b>	
1 sq. ft.	3 oz
4 sq. ft.	11 oz
10 sq. ft.	26 oz
16 sq. ft.	42 oz
24 sq. ft.	64 oz
<b>Flood Coat</b>	
1 sq. ft.	8 oz
4 sq. ft.	32 oz
10 sq. ft.	80 oz
16 sq. ft.	128 oz
24 sq. ft.	192 oz





### Professional Grade Yellow Wood Glue



- Fast setting
- Superior sandability
- Ideal for interior wood bonding
- Can be used to bond hard & soft woods and veneers
- Freeze thaw stable (3 cycles)
- Low chalking temperature
- Non-toxic
- Easy clean up
- Paintable and not affected by most stains and finishes
- OTC & CAL Compliant

Item #	Size	Color
WRG714Y-1	1 Gal	Yellow
WRG714Y-5	5 Gal	Yellow
WRG714Y-55	55 Gal	Yellow



### Professional Grade Yellow Wood Glue with UV Marker



- Contains fluorescent inhibitors to be used with a blacklight
- CAL & OTC Compliant
- Fast setting
- Easily sanded
- No harmful vapors
- Freeze thaw stable (3 cycles)
- Low chalking temperature

Item #	Size	Color
WRG714Y-UV-5	5 Gal	Yellow



### Water Resistant Professional Grade Yellow Wood Glue



- Ideal for applications such as exterior furniture, RF gluing, hot/cold press or where a high level of moisture resistance is required
- Passes all ANSI Type II water resistance tests
- Hot or cold press
- Fast set
- RF gluing
- Superior sandability
- OTC & CAL Compliant
- Not intended for applications below the waterline or for continuous submersion

Item #	Size	Color
WRG716Y-1	1 Gal	Yellow
WRG716Y-05	5 Gal	Yellow
WRG716Y-55	55 Gal	Yellow



### Professional Grade White Wood Glue



- Fast setting
- Superior sandability
- Ideal for interior wood bonding
- Can be used to bond hard & soft woods and veneers
- Freeze thaw stable (3 cycles)
- Low chalking temperature
- Non-toxic
- Easy clean up
- Paintable and not affected by most stains and finishes
- OTC & CAL Compliant

Item #	Size	Color
WRG714W-1	1 Gal	White
WRG714W-5	5 Gal	White



### Fast Setting White Wood Glue



- Allows for use in cabinet assembly, face and edge gluing with minimal clamp time
- Fast setting
- Water clean up
- High solids
- For use with a glue bottle or spreader

Item #	Size	Color
WRG522W-1	1 Gal	White
WRG522W-5	5 Gal	White
WRG522W-55	55 Gal	White



### Cold Press Laminating Adhesive



- General purpose white laminating and assembly adhesive
- Green Guard Certified, LEED 3.2, 4.1, 4.4 Compliant
- OTC & CAL Compliant
- Medium setting
- Aggressive wet tack

Item #	Size	Color
WRG2700C-5	5 Gal	White
WRG2700C-55	55 Gal	White



### Premium Cold Press Laminating Adhesive



- CAL & OTC Compliant
- Medium setting
- Aggressive wet tack
- High solids
- General purpose laminating and assembly adhesive
- Excellent flow-ability

Item #	Size	Color
WRGXA2400-5	5 Gal	White



### Crosslinking Water Resistant Hot Press Adhesive



- White crosslinkable polyvinyl acetate that is pre-catalyzed and formulated to be ready for use
- Can be used in a cold or hot press and can be used in RF gluing applications
- Used in automated glue spreader or manually applied
- Excellent machinability and stability
- High solids
- Water resistant
- OTC & CAL Compliant

Item #	Size	Color
WRGHOTPRESS-5	5 Gal	White
WRGHOTPRESS-55	55 Gal	White



### Nip & Stack, Hot/Cold Press, Premium Laminating Adhesive



- Green color
- Suitable for cold press, hot press, postforming, or nip and stacking
- Fast setting
- High solids
- Postformable
- Green Guard Certified

Item #	Size	Color
WRG7709G-5	5 Gal	Green
WRG7709G-55	55 Gal	Green



### Economy Flammable Spray Grade



- Excellent room temp contactability, green strength and high heat resistance
- Excellent sprayability
- For flat work only

Item #	Size	Color
WRG159C-05	5 Gal	Clear
WRG159C-54	54 Gal	Clear
WRG158R-05	5 Gal	Red
WRG158R-54	54 Gal	Red



### Premium Flammable Spray Grade



- High performance - excellent initial tack and bond strength
- Excellent room temp contactability, green strength and heat resistance
- Postformable
- Provides good uniform coverage in hand and automatic spray applications
- Excellent sprayability

Item #	Size	Color
WRG156C-05	5 Gal	Clear
WRG156C-54	54 Gal	Clear
WRG155R-05	5 Gal	Red
WRG155R-54	54 Gal	Red



### High Solids Flammable Spray Grade



- High solids, high performance
- Postformable in manual and heated spray systems
- Lower applied cost

Item #	Size	Color
WRGHSPLUSC-05	5 Gal	Clear
WRGHSPLUSR-05	5 Gal	Red



### CAL Compliant Flammable Spray Grade



- VOC free
- Fast-drying
- High initial tack
- High green strength
- Long open time
- CAL & OTC Compliant

Item #	Size	Color
WRG270C-05	5 Gal	Clear
WRG270R-05	5 Gal	Red
WRG270R-54	54 Gal	Red



### Low VOC Flammable Spray Grade



- High bond strength
- High solids means extended mileage
- Fast drying and high heat resistance
- Low VOC
- OTC Compliant

Item #	Size	Color
WRG268C-05	5 Gal	Clear
WRG268C-54	54 Gal	Clear
WRG268R-05	5 Gal	Red
WRG268R-54	54 Gal	Red



### Flammable Brush & Roll Grade



- Excellent room temperature contactability, green strength and heat resistance
- Spreads easily and provides good uniform coverage
- Postformable
- Fast drying formula

Item #	Size	Color
WRG140C-1	1 Gal	Clear
WRG140C-5	5 Gal	Clear



### Non-Flammable Low VOC Neoprene Spray Grade



- Excellent room temperature contactability
- Excellent green strength and high heat resistance
- VOC Free
- Non-ozone depleting
- OTC Compliant
- Postformable

Item #	Size	Color
WRG120C-5	5 Gal	Clear



### Low VOC Non-Flammable Spray Grade



- OTC and Green Diamond Compliant
- VOC free
- Excellent green strength and high heat resistance
- High solids means extended mileage

Item #	Size	Color
WRG171C-05	5 Gal	Clear
WRG171C-54	54 Gal	Clear
WRG170G-05	5 Gal	Green
WRG170G-54	54 Gal	Green



### Non-Flammable Brush & Roll Grade



- High pressure laminate adhesive for porous and nonporous surfaces
- Excellent green strength and high heat resistance
- Postformable
- Contains no ozone depleters
- Spreads easily and provides uniform coverage
- OTC Compliant

Item #	Size	Color
WRG100C-1	1 Gal	Clear
WRG100C-5	5 Gal	Clear





### Waterbased Roll/Brush/ Spray Grade



- OTC & CAL Compliant
- Low VOC content
- Excellent for bonding laminate, wood, metal and plastics
- Postformable
- Excellent room temperature contactability
- Provides good uniform coverage in manual and automatic spray applications
- Film changes color- indicates when dry

Item #	Size	Color
WRG180C-1	1 Gal	Clear
WRG180C-05	5 Gal	Clear
WRG180G-05	5 Gal	Green
WRG180G-55	55 Gal	Green



### Premium Hi-Temp Non-Flam/ Flam Canister



- High bond strength
- Fast drying with high heat resistance
- Excellent room temperature contactability
- Permanent bond of materials where immediate bond strength and good heat resistance are required
- Non-flammable adhesive/Flammable propellant

Item #	Size	Color
WRG200C-11	11 Lb	Clear
WRG200C-38	38 Lb	Clear
WRG200C-177	177 Lb	Clear
WRG200C-355	355 Lb	Clear
WRG200G-38	38 Lb	Green
WRG200G-177	177 Lb	Green
WRG200R-38	38 Lb	Red
WRG200R-177	177 Lb	Red
WRG200R-355	355 Lb	Red



### Flam/Flam Canister



- HAPs free
- Non-Methylene Chloride
- Excellent room temperature contactability
- Excellent green strength and high heat resistance

Item #	Size	Color
WRG202C-30	30 Lb	Clear



### CAL Compliant Flam/Flam Canister

- OTC & CAL Compliant
- Low VOC
- Soft spray allows for greater control of pattern and reduces telegraphing
- High solids means extended mileage
- Excellent heat resistance and bond strength

Item #	Size	Color
WRG270C-27	27 Lb	Clear
WRG270C-128	128 Lb	Clear
WRG270R-27	27 Lb	Red



### CAL Compliant Flammable Air Assisted Canister

- Designed to be used with a traditional spray gun for complete adjustability in the spray pattern
- OTC & CAL Compliant
- Low VOC
- High solids means extended mileage
- Excellent heat resistance and bond strength

Item #	Size	Color
WRG270C-AC-27	27 lb	Clear



### Low VOC Non-Flam/Non-Flam Canister

- OTC Compliant and Green Guard certified
- VOC free
- Excellent high heat resistance
- Pebble spray pattern

Item #	Size	Color
WRG200NFG-35	35 Lb	Clear
WRG200NFG-162	162 Lb	Green
WRG200NFG-326	326 Lb	Green



### Flammable Solvent, Cleaner, Reducer



- Fast drying and non-ozone depleting
- Recommended for thinning and cleaning most spray adhesives
- Can also be used for cleaning brushes and rollers, and for flushing through spray lines and spray guns
- Flammable thinner/solvent should only be used with flammable adhesives

Item #	Size	Color
WRGSOLVENT-1	1 Gal	Clear
WRGSOLVENT-5	5 Gal	Clear



### Non-Flammable Solvent, Cleaner, Reducer



- A clear non-flammable solvent recommended for thinning and cleaning most non-flammable adhesives.
- Can also be used for cleaning brushes, rollers, equipment parts and for flushing through spray lines and spray guns
- Fast drying
- Non-ozone depleting
- Contaminant free
- OTC Compliant

Item #	Size	Color
WRGSOLVENT-NF-5	5 Gal	Clear



### Canister Guns, Hoses & Accessories



- For use with canister adhesives
- Items sold separately

Item #	Description
WRGHOSE-12	12' Canister Hose
WRGHOSE-18	18' Canister Hose
WRGHOSE-25	25' Canister Hose
WRGSPRAYGUN	Adjustable Spray Gun with 6501 Tip
WRGTIP-6501	6501 Spray Tip - 65° Fan
WRGTIP-9501	9501 Spray Tip - 95° Fan
WRGHOSE-SPLT	T-Fitting for 2 Lines on Jumbo Canister



### Thermomelt™ 100 Cartridge



- Each Thermomelt 100 cartridge has a protective film coating permanently attached, this coating provides many benefits:
- Protects cartridges from shop dust, keeping your adhesives and machines clean and dust free
- Acts as a lubricant in the machine's hopper, providing problem free melting and increased performance from your edgbander.
- Prevents cartridges from sticking together in storage
- Aid in cleaning/lubricating machine for use, keeping the edgbander in top condition.

Specifications:

- Machine types: Specially formulated for Holz-Her edgbanders; the flow will not clog or block the application nozzles on the glue head.
- Bonding edges: HPL, Epoxy resin, ABS, Solid wood, Polyester, PVC and Veneer edges.
- Base: EVA Copolymer
- Speed: 8 - 2-m/min., (26 - 65ft/min.) depending on machine
- Working Temp: 200 - 220 °C (392 - 428 °F)
- Viscosity: 65,000 mPas @ 200 °C

Item #	Color	Qty per Box
WR089047825-TR	Transparent	33.1 lb. (45 Cartridges)
WR089047822-NT	Natural	33.1 lb. (45 Cartridges)



### Thermomelt™ 300 Pellet, Natural Color



- Würth Thermomelt™ 300 edgbanding pellets are the industry's best combination of value and performance.
- Perfect choice for a variety of machines. Great bond and good post-melt capabilities
- Great for PVC, ABS and fleece backed veneer
- Transparent glue line; also available in a variety of colors listed below
- Great price combined with great performance
- Packaged in 33.1 lb. boxes, no more heavy 55 lb. bags that are difficult to move and break

Specifications:

- Machine types: Works with standard and high speed straight edge banders
- Bonding: Polyester edges, Melamine resin edges, PVC, PP and ABS edges with pretreated back, Resin-impregnated paper and Massive and veneer edges
- Base: EVA Copolymer
- Speed: 20 - 40-m/min., (65 - 132 ft/min.) depending on machine
- Working Temp: 200 - 210 °C (392 - 410 °F)
- Viscosity: 65,000 mPas @ 200 °C

Item #	Color	Weight per Box
WR089047742-NT	Natural	33.1 lb.



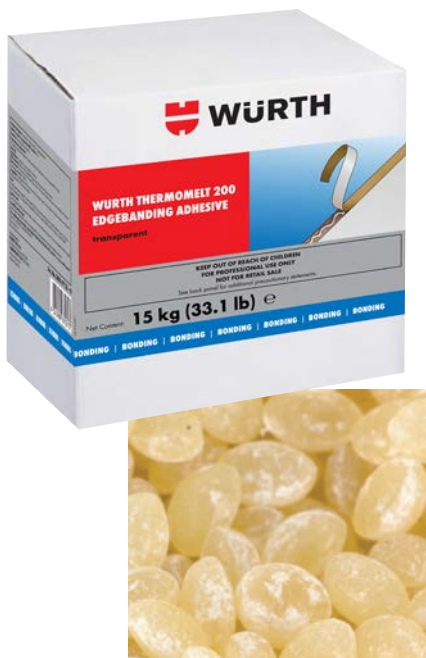
### Thermomelt™ 500 Pellet, Natural Color

- Würth Thermomelt™ 500 edgbanding pellets is the “workhorse” line.
- Superior formulation for a wide variety of uses; great bond and re-melt capabilities
- Great for PVC, ABS and fleece backed veneer; suitable for pre-coating of edges; use with HPL if primed.
- Transparent glue line; also available in a variety of colors listed below.
- Packaged in 33.1 lb. boxes, no more heavy 55 lb. bags that are difficult to move or break.

Specifications:

- Machine types: Works with manual, standard and high speed auto straight edge banders, CNC processing centers.
- Bonding: Polyester edges, Melamine resin edges, PVC and ABS edges, Uncompressed resin-impregnated paper banding and Solid wood, veneer and Multiply edges.
- Base: EVA Copolymer
- Speed: 20 - 50-m/min., (65 - 165 ft/min.) depending on machine
- Working Temp: 200 - 210°C (392 - 410°F)
- Viscosity: 80,000 mPas @ 200°C

Item #	Color	Weight per Box
WR089047792-NT	Natural	33.1 lb.



### Thermomelt™ 200 Pellet, Transparent Color

- No priming necessary for strip laminate - saves you time and money - the best choice for HPL applications.
- Absolutely no stringing or smearing during routing.
- Suitable for difficult soft forming profile with tight radius.
- Transparent with a transparent glue line.
- Best choice for BAZ and contour banders.
- High green strength, invisible glue line, very good re-melting properties and unbreakable bond.
- Packaged in 28.66 lb. boxes, no more heavy 55 lb. bags that are difficult to move or break

Specifications:

- Machine types: Works with all machine types and machining centers.
- Bonding: Polyester edges, CPL and Melamine Resin edges, PVC and ABS edges and Uncompressed resin-impregnated paper edges on machining centers.
- Base: EVA Copolymer
- Speed: 10 - 30-m/min., (32 - 98 ft/min.) depending on machine
- Working Temp: 180 - 200°C (356 - 392°F)
- Viscosity: 50,000 mPas @ 200°C

Item #	Color	Weight per Box
WR089047733-TR	Transparent	33.1 lb.



### Premium HiTemp Aerosol Adhesive

- Designed for professional use
- Combines ease of use with very high strength, quick tack and dry time
- High solids and high temperature

Item #	Size	Color
WRG200C-AA	15.75 oz	Clear
WRG200R-AA	15.75 oz	Red



### CAL Compliant Aerosol Adhesive

- CAL & OTC Compliant
- Excellent adhesion to a variety of substrates including, but not limited to laminates, particle board, plywood, hardwood, leather, rubber and metal
- High solids means extended mileage
- Soft spray allows for greater control of pattern and application rates
- Portable System

Item #	Size	Color
CBA-270-AA	13 oz	Clear



### Lightweight Spray Adhesive

- Use on cork, felt, foam, foil, paper, and plastics
- Non-chlorinated; 10-20 minute drying time
- Temperature resistant up to +158° F (70° C)

Item #	Can Size	Color
WR0890910055	12 oz	Clear



### Fastfix Gel Adhesive

- Non-flowing, will not drip
- Excellent on vertical or overhead surfaces
- High temperature resistance to 212deg F

Item #	Size
WR0893403	.11 oz.



## Flammable Storage Safety Cabinets Self Closing



- Units conform to NFPA code 30 and OSHA 29 CFR 1910.106 and are FM approved
- Sturdy all welded double wall steel construction
- 60 & 90 gallon models have internal 16 gauge reinforcements
- 2" wide louvers support shelves, adjustable on 4" centers
- 2" Deep leak proof sump
- Improved security with recessed lockable paddle latch and 3 point locking system
- 2" Bunged air vents with flame arrestors on each side of the cabinet allows for ventilation
- Extra shelves available

Note: Products ship direct from El Paso TX., **Customer pays freight.** 12 Gallon and 30 Gallon cabinets can be shipped 2 to a pallet. All other sizes come 1 to a pallet.

**Cabinets are required by OSHA and UFC in commercial and industrial facilities where flammable liquids are used and stored.**

Item #	Description	Shelves	Weight
<b>Safety Cabinets</b>			
WR9579-3961	30 Gallon, 43" x 18" x 45-3/8"	1	229 lbs.
WR9579-2961	45 Gallon, 43" x 18" x 66-3/8"	2	375 lbs.
WR9579-4961	60 Gallon, 34" x 34" x 66-3/8"	2	415 lbs.
WR9579-5961	90 Gallon, 43" x 34" x 66-3/8"	2	505 lbs.

## Eco Absorb, Spill Management



- 100% Organic, non-abrasive, non-carcinogenic, universal absorbent
- Ideal for spill management and spill response programs
- For commercial, industrial, municipal and residential applications
- Not mined from the ground, a waste by-product made from the coconut husk
- Absorbs fluids of all viscosities (including light acids and caustics)
- Significantly reduces the weight of the disposed material, eliminates most all needs for hazardous waste handling
- Approved by the EPA for use in disaster response nationwide for spill clean-up



**Absorbs up to 9x it's own weight!**



Item #	Size
WR0890670020	4 Lb. Bag



### Silicone Tape, Self-Fusing



- Highly resistant, self-welding silicone tape for instant repairs and sealing applications
- Water and air-tight in seconds
- Functions even on damp, oily surfaces or underwater

Note: Tape is not self-adhesive and is only intended for temporary repairs, not reusable

Item #	Description
WR985077200-B	1" x 10', Black




### Professional Grade Electrical Tape



- Aggressive rubber-resin adhesive with good aging characteristics
- Plasticized polyvinyl chloride film backing
- No flagging or deterioration even under temperatures as high as 176° F
- UL listed and CSA certified

Item #	Roll Size
WR985201	3/4"W x 20 yds.



### Furniture Pads



- Premium heavy duty polyester filler with zig-zag stitching
- Woven edge for added strength

Item #	Blanket Size
WRFP9	72" x 80"



### Open Deck Dolly



- Carpet covered ends
- Wheels are 3" non-marking polypropylene and resist chemical and water absorption

Item #	Weight Capacity	Size
WR715931002	1,000 lbs.	25-1/2" L x 15-3/4" W x 5-1/2" H



### Closed Deck Dolly



- Solid deck design can be used with large or small items
- Wheels are 3" non-marking polypropylene and resist chemical and water absorption

Item #	Weight Capacity	Size
WR715931007	1,000 lbs.	23-5/8"L x 17-5/8"W x 5"H





### White Cotton Knit Rags New Material



- Washed, bleached and processed for absorbency
- Usable size of 12" x 12" and up
- Use for staining, painting, cleaning and more

Item #	Color	Box Size	With Punchout	With Perforated Handles
WR0899800300	White	#5	Yes	No
WR0899800301	White	#10	Yes	No
WR0899800302	White	#25	Yes	Yes
WR0899800303	White	#50	No	No



### White Cotton Knit Rags Recycled/Reclaimed Material



- Washed, bleached and processed for absorbency
- Usable size of 12" x 12" and up
- Use for staining, painting, cleaning and more

Item #	Color	Box Size	With Punchout	With Perforated Handles
WR0899800401	White	#5	Yes	No
WR0899800402	White	#10	Yes	No
WR0899800403	White	#25	Yes	Yes



### Gray Cotton Knit Rags, New Material



- Cotton knits are washed and processed for absorbency
- Usable size of 12" x 12" and up

Item #	Color	Box Size	With Punchout	With Perforated Handles
WR0899800304	Mostly Gray, some stripes or prints	#5	Yes	No
WR0899800305	Mostly Gray, some stripes or prints	#10	Yes	No
WR0899800306	Mostly Gray, some stripes or prints	#25	Yes	Yes



### Colored Fleece/Sweatshirt Rags Recycled/Reclaimed Material



- Recycled (reclaimed) washed cotton knit material
- Usable size of 12" x 12" and up
- Use for cleaning and other shop applications

Item #	Color	Box Size	With Punchout	With Perforated Handles
WR0899800404	Varies	#25	Yes	Yes

# THOUGHTFUL SANITIZATION SOLUTIONS FOR EVERY AREA.

ACADEMICS. ARTS. ATHLETICS. ANYWHERE.

## SANI-STOP



### SOLO

#### Complete Solution

Hand sanitizer dispenser, with 1-gallon capacity, wipes, masks, and tissue holder. Optional spray bottle and towel attachment.



### SENTINEL

#### Foot Pump Sanitizer Dispenser

Heavy-duty steel construction, with 1-gallon refillable reservoir. Freestanding or anchored.

Perfect for High-Traffic Areas and Athletic Facilities

Kid tested, teacher approved.

“Our kids love SANI-STOP®. They won’t even touch the other stands now”.

### TYKE



27"

#### Child-Sized Solution Hand Sanitizer Dispenser

1-gallon capacity. Freestanding or anchored.



### VERSA

#### Compact and Mobile Cleaning Station

With spray bottles, towel dispenser, and waste bin; for sanitizing surfaces around classrooms, cafeterias and athletic facilities.

Perfect for Anywhere That Surfaces Need Frequent Cleaning



40"

### SENTRY

#### Hand Sanitizer Station

1-gallon capacity. Freestanding or anchored.

Perfect for all common areas

Contact your local Würth Louis and Company representative for more information.



1 Gallon Refillable Reservoir



Heavy-Duty Steel Construction



Stay-In-Place Ground Anchors



Indoor/Outdoor All-Weather Ready



1 YEAR FULL WARRANTY



ADA COMPLIANT TAA COMPLIANT



MADE IN U S A

# LEMYN ORGANICS™ IT'S WHAT'S INSIDE THAT REALLY COUNTS

Lemyn Organics™ Medical-Grade Hand Sanitizer Gel takes waterless washing to a whole new level. Our completely clean, no-rinse, residue-free formula exceeds FDA, CDC and WHO standards for effectively killing germs while remaining safe for sensitive skin. Effective. Fast-Drying. Never sticky. Deeply hydrating waterless wash. Perfect for daily use. A lot of benefits in an easy-to-use bottle with our signature punchy citrus label. It's everything you've wanted, without the fluff, hype and confusion that comes with navigating the crowded cleansing market.

## Convenient Sizes for everyday use.



12 fl.oz.

HSLEMYNGEL-12OZ

8 fl.oz.

HSLEMYNGEL-8OZ

2 fl.oz.

HSLEMYNGEL-2OZ

(sold as a 3 pack)

### Proven. Effective.

- 99.9999% effective against many illness-causing germs in 15 seconds
- 70% USDA Organic, plant-based alcohol – the highest grade available with the least impurities (US Pharmaceutical Grade)
- Safe for even the most sensitive skin – kids included

### Clean. Green.

- All Natural & Organic formula- No dyes or synthetic fragrances, ever
- PETA-Certified Vegan & Cruelty Free; Gluten-Free and Non-Toxic
- Never sticky, leaves hands feeling clean, silky smooth & refreshed

### Hard-working. Hydrating.

- Professional-grade for a fast & effective clean
- Enriched with skin-loving moisturizers & fatty acids- ideal for frequent use
- pH-balanced to maintain skin's health & vitality

## THE 99.9999% DIFFERENCE



Common  
Hand Sanitizers  
99.9%



Leading  
Hand Sanitizers  
99.99%



Lemyn Organics™  
Hand Sanitizers  
99.9999%

### Full Ingredients List

Water (Aqua), Glycerin\* (plant based), Aloe Barbadensis Leaf Extract\*, Sodium Hyaluronate, Simmondsia Chinensis (Jojoba) Seed Oil\*, Persea Gratissima (Avocado) Oil\*, Symphytum Officinale Root Extract\*, Helianthus Annuus (Sunflower) Seed Oil\*, Panthenol, Tocopheryl Acetate, Citrus Aurantium Dulcis (Orange) Peel Oil, Carbomer, Citric Acid, Aminomethyl Propanol \*Organic



### Hand Cleaner, Citrus Based



- Solvent free
- Dispenser allows automatic contactless dispensing via integrated sensor
- Includes: 8 batteries, fixing materials and operating instructions

Item #	Description
WR89393402	Hand Cleaner Only, 3 liters
WR891935	Dispenser Only, No Touch



### PX3 Plus Hand Cleaner Silicone & Solvent Free



- For extreme soiling such as paints, inks, adhesives, lacquers and sealants
- No greasy residue

Item #	Size
WR0893901001	15 fl. oz.



### Hand Cleaner, Citrus Based



- Hand cleaner contains pumice for thorough cleaning, Dermatin® for skin protection in a citrus based formula
- Optional pressure pump is designed to integrate with container and provides easy single use dispensing

Item #	Description
WR893900	Hand Cleaner Only, 1.056 Gal
WR8919011	Pressure Pump
WR8919002	Wall Bracket



### Universal Cleaning Wipes Solvent & VOC Free



- Contains 90, perforated, pop-up towels saturated with a special, heavy-duty cleaning solution
- Very effectively dissolves grease, grime, oil, lubricants, paints, tar, inks and more

Item #
WR890900



### Industrial Degreaser Concentrate, Eco Friendly



- Ideal for every cleaning job including floors, walls, woodwork, machinery, engines, porcelain, plastics, light fixtures, desks, cabinets, stainless steel, autos, and truck washing
- No VOCs and Biodegradable, non-flammable
- Non-hazardous, phosphate free, free rinsing
- Mix Ratio: 1:60 - Floor Scrubbing Machines; 1:40 - Light Cleaning; 1:20 - General Cleaning; 1:10 - Heavy Duty Cleaning

Item #	Description
WR893117103	1 Gal
WR891501211	Empty Trigger Bottle



### Eco Friendly Odor Eliminator and Deodorizer



- Eliminates even the toughest smells, rapidly breaks down bad odor molecules
- Works on both soft and hard surfaces

Item #	Scent	Size
WR893139401	Kiwi-Mango	16 fl. oz.



### Eco Super Spray All, Eco Friendly



- Highly effective multi-purpose cleaner that quickly and easily removes a variety of dirt, grease, and general soils
- Ideal for use on any hard washable hard surfaces, including: vinyl, painted metal, porcelain, fiberglass, and plastic
- Meets all low VOC requirements; 50 state compliant

Item #	Size
WR0890909	33 fl.oz
WR89090904	1 Gallon
WR890909020	5 Gallon



### Multi-Purpose Cleaner, Eco Friendly



- Just spray on and wipe off. For use on all hard, washable surfaces not harmed by water, e.g. - walls, floors, siding, porcelain, counter tops, stainless steel, asphalt, etc.
- Biodegradable, No VOCs and phosphate-free
- Non-flammable
- pH: 11.5

Item #	Description
WR890011011	33 fl. oz.



### Citrus Cleaner



- Citrus scent
- Fast drying and minimal residue
- Non-corrosive
- pH: 11.5

Item #	Can Size
WRGCITRUS	13 fl. oz.



### Glass Cleaner



- Streak proof formula is safe for use on glass surfaces and plastics.
- Foam clings to surface for greater cleaning power
- Ammonia free

Item #	Can Size
WR0890925	19 fl. oz.



### Graffiti Remover



- An environmentally friendly alternative to solvent-based vandalism mark removers
- Ready-to-use formula is solvent free and completely biodegradable
- Made from 100% sustainable resources
- Non-flammable, Non-fuming and Fast Acting
- Ideal for brick, concrete, tiles, marble, enameled surfaces, and for removing rubber marks

Item #	Can Size
WR089313550	16.9 fl. Oz



### Pitch & Resin Remover, Eco Friendly



- Designed to quickly dissolve and emulsify pitch resin, oil, grease film, gum and varnish from abrasive belts, blades and bits
- Wide belts are almost always loaded before they are worn out and usually just a small part of the belt is packed, leaving them useless - now you can get up to 10 times the life out of your abrasives

Item #	Size
WR0893011201	1 Qt., Ready to Use
WR0893011135	1 Gal, 1:10 Dilution



### Laminate Lubricant



- Specially formulated for use with plastic laminates
- Leaves a protective coating that will shield plastic laminates from burns and scratches caused by self-piloting router bits
- Trim laminate easily and effectively, reduces burning and will not scratch
- Protects from rust
- Silicone-free

Item #	Can Size
WRGLAMLUBE-AA	10.5 Oz



### Dry Lubricant Professional Grade



- Great for European hinges, small gears, motors and table saw top
- Transparent and non-soiling anti-friction coating
- Temperature range -292°F to 492°F
- Sets up in 15 minutes; hardens in 30 minutes

Item #	Can Size	Silicone Free
WR893550	10.14 fl. oz.	Yes



### Dry Lubricant



- Formulated to reduce friction and eliminate hang ups on work surfaces
- Perfect for saw tables, drill presses, planers, lathes and all hand tools
- Easier and faster to apply than paste wax

Item #	Can Size	Color
WRGDRYLUBE	10.5 Oz	Clear



### Synthetic Lubricant



- Adheres strongly to metal, will not harm plastics or rubber
- Starts as a penetrating liquid and sets into a clear grease
- Resistant to water, salts, acids and alkaline
- Temperature range -31 °F to 392°F
- Compliant in all 50 states

Item #	Can Size	Silicone Free
WR893106	16.9 fl. oz.	Yes



### Alkaline Extended Life Batteries



- Long-life; can be used for power intensive applications
- Ready for operation from -4° F to 122° F
- Leak resistant
- Minimal self-discharge - shelf life over 5 years

Item #	Battery Size	Batteries per Pack
WR82701	AAA	4
WR82702	AA	4
WR82703	C	2
WR82704	D	2
WR82705	9V	1



### Nitrile Gloves, Powder Free and Textured

- Textured to provide excellent non-slip wet gripping power
- Powder free to avoid contamination of fresh paint, adhesives, and sealants
- Rolled cuff for easy on/off and added strength
- Sold in full box quantities as shown below

Item #	Thickness	Size	Color	Box Qty
WR9501006463	4 mil	Extra Large	Blue	100 Each
WR1899440103	4 mil	Large	Blue	100 Each
WR9501006460	4 mil	Large	Blue	100 Each
WR899470331	5 mil	2 Extra Large	Black	100 Each
WR1899440105	5 mil	2 Extra Large	Blue	100 Each
WR899470330	5 mil	Extra Large	Black	100 Each
WR1899440104	5 mil	Extra Large	Blue	100 Each
WR899470328	5 mil	Medium	Black	100 Each
WR9501007126	6 mil	2 Extra Large	Orange	100 Each
WR899470324	8 mil +	Extra Large	Orange	100 Each



Scan code to view video →

### TigerFlex Light

- Used in light to medium work requiring a good grip and a high degree of flexibility
  - Ideally suited for installation, workshop, packaging and assembly
  - Optimal for freight forwarding, transport and sorting tasks
- Packing and Sold: 12 pair per package. Available any quantity of pairs.



Item #	Size	Gauge	Glove Material	Coating Material	Cuff Style
WR0899411118	8 (Medium)	18	Nylon	Nitrile Foam	Knit Wrist
WR0899411119	9 (Large)	18	Nylon	Nitrile Foam	Knit Wrist
WR0899411120	10 (Extra Large)	18	Nylon	Nitrile Foam	Knit Wrist
WR0899411121	11 (2 Extra Large)	18	Nylon	Nitrile Foam	Knit Wrist





### TigerFlex Plus



- Dark grey, skin-friendly, seamless round-knit nylon/Lycra base fabric (15 gauge)
- Darker color hides dirt and grime for extended wear time
- Foam nitrile palm coating with additional Nitrile Tiger Grip
- Extremely breathable
- Nylon fabric is soft and form fitting while palm coating adds outstanding grip and dexterity
- Excellent wet/dry grip
- Oil-repellent and water-repellent
- Used in light to medium work requiring a good grip and a high degree of flexibility
- Ideally suited for installation, workshop, packaging and assembly
- Optimal for freight forwarding, transport and sorting tasks

Packing and Sold: 12 pair per package. Available any quantity of pairs.



Scan code to view video →



Item #	Size	Gauge	Glove Material	Coating Material	Cuff Style
WR0899411018	8 (Medium)	15	Nylon/Spandex	Nitrile Foam	Knit Wrist
WR0899411019	9 (Large)	15	Nylon/Spandex	Nitrile Foam	Knit Wrist
WR0899411020	10 (Extra Large)	15	Nylon/Spandex	Nitrile Foam	Knit Wrist
WR0899411021	11 (2 Extra Large)	15	Nylon/Spandex	Nitrile Foam	Knit Wrist



### TigerFlex Hi-Lite

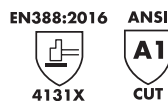


- Used in light to medium work requiring a good grip and a high degree of flexibility
- Bright color for easy visibility
- Hi-Vis yellow foam nitrile palm coating with additional Nitrile Tiger Grip
- Extremely breathable
- Nylon fabric is soft and form fitting while palm coating adds outstanding grip and dexterity
- Excellent wet/dry grip
- Oil-repellent and water-repellent
- Ideally suited for installation, workshop, packaging and assembly
- Optimal for freight forwarding, transport and sorting tasks

Packing and Sold: 12 pair per package. Available any quantity of pairs.



Nitrile Foam Coating



Scan code to view video →



Item #	Size	Gauge	Glove Material	Coating Material	Cuff Style
WR0899403088	8 (Medium)	15	Polyester/Spandex	Nitrile Foam	Knit Wrist
WR0899403089	9 (Large)	15	Polyester/Spandex	Nitrile Foam	Knit Wrist
WR0899403090	10 (Extra Large)	15	Polyester/Spandex	Nitrile Foam	Knit Wrist
WR0899403091	11 (2 Extra Large)	15	Polyester/Spandex	Nitrile Foam	Knit Wrist



Nitrile Foam Coating

EN 388:2016




4121X

ANSI



A2 CUT



Scan code to view video →

### TigerFlex Double

- Reversible assembly glove
- Used in areas such as industry, transport, garages, workshops, construction

Packing and Sold: 12 pair per package.

Available any quantity of pairs.



Item #	Size	Gauge	Glove Material	Coating Material	Cuff Style
WR0899411218	8 (Medium)	15	Nylon/Spandex	Nitrile Foam	Knit Wrist
WR0899411219	9 (Large)	15	Nylon/Spandex	Nitrile Foam	Knit Wrist
WR0899411220	10 (Extra Large)	15	Nylon/Spandex	Nitrile Foam	Knit Wrist
WR0899411221	11 (2 Extra Large)	15	Nylon/Spandex	Nitrile Foam	Knit Wrist

Get 2x the use with this reversible glove!



Nitrile Foam Coating



SPLASH PROOF

EN 388



3242X

EN 511



X2X

ANSI



A3 CUT



Scan code to view video →

### TigerFlex Thermo Dry

- For use in cold environments
- Fully dipped foam nitrile with additional Nitrile Tiger Grip
- Excellent wet/dry grip
- Oil-resistant and waterproof
- Used in areas such as industry, transport, garages, workshops, construction
- Not suited for handling of chemicals

Packing and Sold: 6 pair per package. Available any quantity of pairs.



Item #	Size	Gauge	Glove Material	Coating Material	Cuff Style
WR0899402528	8 (Medium)	15G outer shell, 7 gauge inner shell, double layers	Polyester	Nitrile Foam	Knit Wrist
WR0899402529	9 (Large)	15G outer shell, 7 gauge inner shell, double layers	Polyester	Nitrile Foam	Knit Wrist
WR0899402530	10 (Extra Large)	15G outer shell, 7 gauge inner shell, double layers	Polyester	Nitrile Foam	Knit Wrist
WR0899402531	11 (2 Extra Large)	15G outer shell, 7 gauge inner shell, double layers	Polyester	Nitrile Foam	Knit Wrist



Nitrile Foam Coating



EN388:2016 ANSI  
4X42B A2 CUT



Scan code to view video →

### TigerFlex C3 – Cut Resistant

- 13-Gauge Grey HPPE Liner
- ANSI Cut Level A2
- Micro Foam nitrile palm coating with additional Nitrile Tiger Grip
- Lightweight and form fitting construction delivers superior dexterity and comfort
- Excellent grip and protection allowing for maximum flexibility and dexterity
- Oil-repellent and water-repellent
- For light to medium cut hazards
- Used in glass handling, sheet metal work, laminate work, cutting applications

Packing and Sold: 12 pair per package. Available any quantity of pairs.



Item #	Size	Gauge	Glove Material	Coating Material	Cuff Style
WR0899451368	8 (Medium)	13	HPPE/nylon/spandex	Nitrile Foam	Knit Wrist
WR0899451369	9 (Large)	13	HPPE/nylon/spandex	Nitrile Foam	Knit Wrist
WR0899451370	10 (Extra Large)	13	HPPE/nylon/spandex	Nitrile Foam	Knit Wrist
WR0899451371	11 (2 Extra Large)	13	HPPE/nylon/spandex	Nitrile Foam	Knit Wrist



Nitrile Foam Coating



EN388:2016 ANSI  
4X43C A3 CUT



Scan code to view video →

### TigerFlex C5/W-230 – Cut Resistant

- 13-Gauge Blue HPPE/Glass fiber liner
- ANSI Cut Level A3
- Micro Foam nitrile palm coating with additional Nitrile Tiger Grip
- Excellent grip and protection allowing for maximum flexibility and dexterity
- Oil-repellent and water-repellent
- Used in glass handling, sheet metal work, laminate work, cutting applications

Packing and Sold: 6 pair per package. Available any quantity of pairs.



Item #	Size	Gauge	Glove Material	Coating Material	Cuff Style
WR0899451358	8 (Medium)	13	HPPE/ nylon/spandex/glass fiber	Nitrile Foam	Knit Wrist
WR0899451359	9 (Large)	13	HPPE/ nylon/spandex/glass fiber	Nitrile Foam	Knit Wrist
WR0899451360	10 (Extra Large)	13	HPPE/ nylon/spandex/glass fiber	Nitrile Foam	Knit Wrist



### Airflex Nitrile Coated Gloves



- Gray foam nitrile palm coating on 13 gauge seamless nylon liner
- Maintenance, chemical handling and processing (light to medium), fabrication, parts assembly, sheet metal, metal fabrication and grinding
- 12 pairs per box; sold in full boxes only

Item #	Size	Gauge	Glove Material	Coating Material	Cuff Style
WR899400415	(8) Medium	13	Nylon	Foam Nitrile	Knit Wrist
WR899400416	(9) Large	13	Nylon	Foam Nitrile	Knit Wrist
WR899400417	(10) Extra Large	13	Nylon	Foam Nitrile	Knit Wrist



### Well Nit Nitrile Coated Gloves



- Seamless knitted dark gray with 13 gauge nylon liner and open back
- Construction industry, wood processing, transportation, storage, and assembly
- 12 pairs per box; sold in full boxes only

Item #	Size	Gauge	Glove Material	Coating Material	Cuff Style
WR89944408	(8) Medium	13	Nylon	Nitrile	Knit Wrist
WR89944409	(9) Large	13	Nylon	Nitrile	Knit Wrist
WR89944410	(10) Extra Large	13	Nylon	Nitrile	Knit Wrist



### Assembly Gloves



- Mixed white polycotton string knit glove with gray PVC dots on palm side
- For light to medium warehouse work
- 12 pairs per box; sold in full boxes only

Item #	Size	Glove Material	Coating Material	Cuff Style
WR899404120	(9) Large	Cotton/Polyester	PVC Dots	Knit Wrist



### Blue Pleated Mask, 3 Ply

- Soft and comfortable
- Elastic ear strap design
- Not intended for surgical or certified medical use

Packing and Sold in: Multiples of 50

Item #	Box Qty
WRBLUEPLEATMASK	50 each



### N95 Facemasks

- NIOSH certified under 42CFR84 regulations to have a filter efficiency level of 95% or greater against non-oil particulate aerosols
- Oversized valve opens more easily to expel hot air for cool comfort
- Adjustable nose band to adjust the mask to the shape of your face
- Secure seal around the nose
- Elastic head straps are tear-resistant

Packing and Sold in: Multiples of 10

Item #	Box Qty
WR0899120002	10 each



### 2 Layer Face Mask

- Double layered fabric face mask
- Washable fabric with elastic ear loops
- No filter pocket

Packing and Sold In: Multiples of 10.

Item #	Box Qty
WR0899121140	10 each



### Foam Ear Plugs, Tapered NRR 32dB

- Soft, non-allergenic foam product with smooth outer comfort surface
- Brightly colored for easy compliance checks
- Sold in full boxes only

Item #	Style	Box Qty
WR0899300900	Non-Corded	200 pairs





### Safety Glasses, Over-The-Glass



- Lightweight and economical, vented temples for added comfort
- 99% UV protection; exceeds ANSI Z87.1-2003

Item #	Lens Color	Anti-fog	Scratch Resistant	Adjustable
WR0899103125	Clear	No	Yes	No



### Safety Glasses, Lightweight



- Economical lightweight glasses offer superior protection
- 99% UV protection; exceeds ANSI Z87.1-2003

Item #	Lens Color	Anti-Fog	Scratch Resistant	Adjustable
WR0899103132	Clear	No	Yes	No
WR899103138	Clear	Yes	Yes	No



### Safety Glasses, Lightweight



- Integrated nose piece
- Exceeds ANSI Z87.1 High Impact Requirements

Item #	Lens Color	Anti-Fog	Scratch Resistant	Adjustable
WR0899103200	Clear	No	Yes	No
WR899103202	Clear	Yes	Yes	No
WR899103201	Tinted	No	Yes	No
WR899103203	Mirror	No	Yes	No
WR899103204	Blue Anti Fatigue	No	Yes	No



### Safety Glasses, Ultra Light Sport



- Integrated nose piece
- Exceeds ANSI Z87.1 High Impact Requirements

Item #	Lens Color	Anti-Fog	Scratch Resistant	Adjustable
WR899103210	Clear	Yes	Yes	No
WR899103211	Ice Blue Mirror	No	Yes	No

Premium style, ultra-light comfort!



### Safety Glasses, Adjustable



- Ratcheting temples and adjustable nosepiece provide different angles for perfect view and fit
- 90% UV protection; exceeds ANSI Z87.1-2003

Item #	Lens Color	Anti-Fog	Scratch Resistant	Adjustable
WR0899103130	Clear	No	Yes	Temples



**Safety Glasses, Adjustable Temples**

- Full side protection without distracting seams or traditional type side shields
- Exceeds ANSI Z87.1 High Impact Requirements

Item #	Lens Color	Anti-Fog	Scratch Resistant	Adjustable
WR0899103208	Clear	Yes	Yes	Temples



**Safety Glasses, Foam Lined**

- Removable flame resistant foam padding helps limit eye exposure to dust and particles
- Exceeds ANSI Z87.1 High Impact Requirements

Item #	Lens Color	Anti-Fog	Scratch Resistant	Adjustable
WR899103218	Clear	Yes	Yes	No



**Over-The-Glasses Safety Goggles**

- Goggle provides protection against dust and chemical splash
- Polycarbonate lenses are scratch resistant and fit over most prescription glasses
- Soft vinyl goggle body conforms to facial contours and featured fully adjustable elastic band
- W2X anti-fog, anti-scratch coating is bonded to the lenses
- Exceeds ANSI Z87.1 High Impact Requirements

**Performance, comfort & flexibility**

Item #	Lens Color	Anti-Fog	Scratch Resistant
WR899103221	Clear	No	Yes



**Over-The-Glasses Eye & Face Protection**

- Fits over prescription glasses
- Removable vent caps allow the user to remove when more ventilation is required or leave in place for unsurpassed chemical splash resistance
- Includes 2 disposable tear-off shield covers
- W2X anti-fog, anti-scratch coating is bonded to the lenses, and will continue to be effective even after repeated cleanings
- Exceeds ANSI Z87.1 High Impact Requirements

Item #	Lens Color	Anti-Fog
WR899103222	Clear	Yes

## Coveralls, Standard Duty



- Provides excellent protection against particles, dusts and liquid splashes
- Elastic waist sewn into the back provides a more tailored fit
- Cuffed wrists instead of elastic for user comfort
- Anti-static and lint-free
- Soft fabric for increased freedom of movement and comfort while still being tear and abrasion-resistant
- Above average liquid repellent characteristics, even with mineral oil products
- Self-stopping zip prevents unintentional opening

Packing and Sold in: Each



Item #	Size	Cuffed Wrists	Elastic Ankles	Elastic Waist	Hood
WR0899021212	Medium	Yes	Yes	Yes	Yes
WR0899021213	Large	Yes	Yes	Yes	Yes
WR0899021214	Extra Large	Yes	Yes	Yes	Yes
WR0899021215	2 Extra Large	Yes	Yes	Yes	Yes
WR0899021216	3 Extra Large	Yes	Yes	Yes	Yes



## Coveralls, Heavy Duty



- Keeps out dirt and moisture while providing reliable barrier protection for working in non-hazardous environments
- Heavy-duty spun-bound polypropylene fabric is coated with microporous polyethylene for improved durability
- Features sewn seams and front zipper closure with protective cover flap
- Great for Wood Finishing, Staining, General Maintenance, Glue Spraying, Paint Spraying, Fiberglass Handling and Assembly Applications
- Fabric weight: 55 gsm
- FDA approved

Packing and Sold in: Each

Item #	Size	Elastic Wrists	Elastic Ankles	Elastic Waist	Hood
WR0931285665	Large	Yes	Yes	Yes	Yes
WR0931285666	Extra Large	Yes	Yes	Yes	Yes
WR0931285667	2 Extra Large	Yes	Yes	Yes	Yes
WR0931285668	3 Extra Large	Yes	Yes	Yes	Yes
WR0931285669	4 Extra Large	Yes	Yes	Yes	Yes





### Disinfectant Sprayer, Manual, 1 Gallon



- Versatile 1 Gallon sprayer designed for Heavy Duty Commercial Cleaning, Sanitizing, and Applying Harsh Chemicals
- Premium, commercial grade non-corrosive shut-off with comfortable grip, lock-on feature, and easy-to-clean in-line filter
- 14" Poly wand and 36" Hose allows for precise material placement and material control
- Viton® seals throughout pump and shut-off for long-term resistance to chemicals
- Integrated stability base keeps the sprayer upright also providing convenient wand storage that protects the nozzle
- Convenient pressure release valve helps prevent chemicals from getting on you before opening the tank
- Includes 5 nozzles for ultimate application versatility
- Limited 1-Year Warranty
- Made in the USA with global components

Item #	Size	Type
WR950100724	1 Gallon	Manual



### Disinfectant Sprayer Manual, 4 Gallon Backpack



- Internal No Leak Pump design is safer to use – chemicals will not drip down your back
- Durable, 21" poly wand with the highest quality Viton® seals for chemical resistance
- Premium, lockable shut off with brass components and an in-line filter
- 4 nozzles included

Item #	Size	Type
WR950100715	4 Gallon	Manual, Backpack



### Disinfectant Sprayer Battery Operated, 4 Gallon Backpack



- 18 Volt lithium-ion 2.1 amp hour battery
- 4 hours of spray duration on a single charge or 50 gallons of liquid (with 8002 nozzle)
- 3.5 hour charger included
- Pre-set spraying pressure at 40 PSI, 0.2 GPM, for typical landscape applications (with 8002 nozzle)
- Poly wand and powder coated steel frame for durability and chemical resistance
- Padded shoulder harness

Item #	Size	Type
WR9501007434	4 Gallon	Battery Operated, Backpack



### Utility Knife

- Utility knife with multi-step locking
- Blade can be fully retracted
- Includes 1 standard utility blade; storage for 5 blades



<b>Item #</b>
WR07156601



### Utility Knife Replacement Blades

- 100 blades per box



Item #	Blade Thickness
WR1695106	.025"



### Razor Blades, Single-Edge

- Blades are individually wrapped for rust and edge protection
- 100 blades per box



Item #	Type	Blade Thickness
WR16033010	Standard Duty	.009"
WR714663318	Heavy Duty	.012"



### Hand Scraper

- Extra flexible, spring steel blade
- Scraper is 4-3/4" wide

Item #	Box Qty
WR0695940912	10



### Auto Lock Tape Measure

- 16' long x 1" wide blade
- Yellow nylon-coated steel tape with Metric and Inch markings
- Lightweight ABS plastic housing is lightweight and corrosion resistant
- End stop cushions tape when rolled in for longer tape life
- Auto stop when tape pulled out
- Automatic retraction
- Sliding end hook
- Removable belt clip


Item #	Blade Size
WR071464575	1" x 16'



**VISIT US TODAY AT:**  
**WURTHLOUISANDCOMPANY.COM**



Order Würth and Pro Value products featured in this catalog online 24/7!

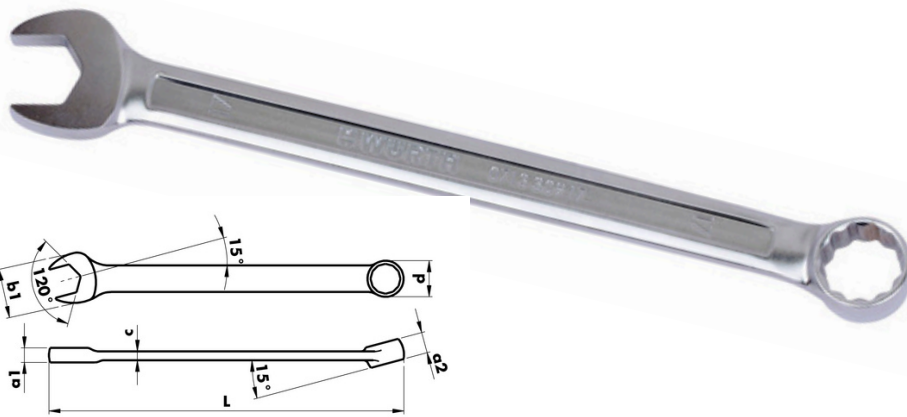


## Limited Warranty Policy - Hand Tools

This limited warranty policy commitment to our customers (original purchaser) and our effort in ensuring the quality of our products. Please contact your Sales Rep or Customer Service Representative for full warranty details.

Würth Hand Tool Product	Warranty Coverage
Zebra brand hand tools	<b>Limited Lifetime Warranty:</b> Würth Louis and Company warrants these products for its useful life against deficiencies in material and workmanship when used in the manner intended
Würth brand hand tools	<b>1-year Limited Warranty:</b> Würth Louis and Company warrants these products for one (1) year from the date of purchase of the original purchaser when used in the manner intended.

### ZEBRA POWERDRIV® Combination Wrench - Extra Slim



- Drive: Box end **POWERDRIV®** 12 point.
  - Standard: DIN 3113A / ISO 3318/7738
  - Geometry: Box end 15° angled, open-end position 15°
  - Material: Chrome vanadium steel
  - Surface: Chrome-plated, matte satin finish
- Packing & Sold in: Each

Item #	(mm)	L (mm)	a1 (mm)	a2 (mm)	b (mm)	c (mm)	Dia. d (mm)
WRO71330908	8	139	4.2	6.5	14.7	2.6	12
WRO71330916	16	206	7	12.1	29.2	4.3	22.3
WRO71330918	18	233	8	13.1	32.2	4.7	25.3
WRO71330919	19	244		13.5	33.7	5	26.8

### ZEBRA Double Open-End Wrench Assortment



**Metric**

**12 pieces, with plastic holder**

- Standard: DIN 3110 / ISO 1085
- Material: Chrome-vanadium steel
- Surface finish: Chrome-plated polished heads
- Open-end position 15°, strong heads for heavy duty use

Packing & Sold in: Each

Item #	Set	in mm
WRO71330443	12 pieces	6x7, 8x9, 10x11, 12x13, 14x15, 16x17, 18x19, 20x22, 21x23, 24x27, 25x28, 30x32

**POWERDRIV® (12-Point) Double Box End Wrench - Extra Long**

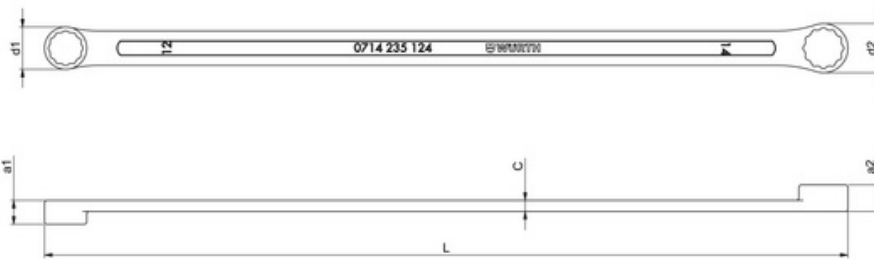


**Universal joint shaft flange, axle, ball and suspension joints, axle linkages**

**For high tightening and release forces**

- Metric
- Drive: Double box end **POWERDRIV®** 12-point
- Standard: Wrench size according to DIN 475 Part II
- Material: Chrome-vanadium steel
- Surface: Body chromed, matte satin
- Geometry: Straight, very slim box-end design for hard to reach places

Packing & Sold in: Each



Item #	WR0714235101	WR0714235124	WR0714235135	WR0714235168	WR0714235179
Size	10 x 11 mm	12 x 14 mm	13 x 15 mm	16 x 18 mm	17 x 19 mm
Outside diameter d1	15 mm	17.2 mm	20 mm	22.6 mm	26 mm
Outside diameter d2	18.1 mm	20 mm	21.6 mm	26 mm	26.5 mm
Thickness a1	8 mm	9.7 mm	11 mm	12.3 mm	13.8 mm
Thickness a2	9 mm	10.8 mm	12 mm	13.3 mm	14 mm
Shank thickness c	4mm	4.5 mm	5 mm	5 mm	5.4 mm
Length l	292 mm	327 mm	367 mm	388 mm	410 mm

**ZEBRA POWERDRIV® (12-Point) Combination Wrench Set - Short Type (8 Pieces - 3/8, 7/16, 1/2, 9/16, 5/8, 11/16, 3/4, 7/8 Inch)**



**Standard**

**8 piece set**

- Standard: DIN 3113A/ISO 3318/773
- Drive: Box end **POWERDRIV®** (12-Point)
- Material: Chrome-vanadium steel
- Surface: Chrome-plated, polished
- Geometry: Box end angled 15°, open end offset 15°

Packing & Sold in: Each

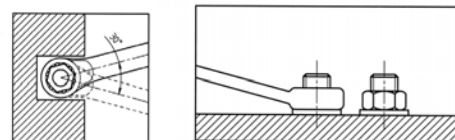
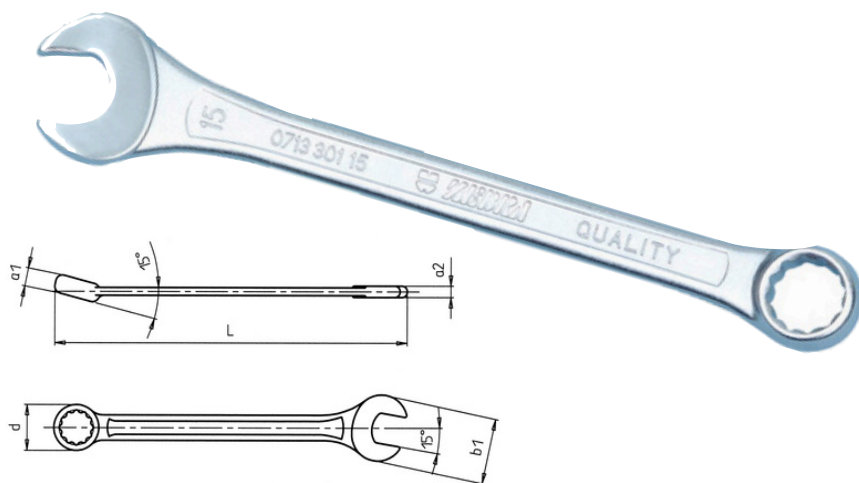
Item #	Inch
WR071330340	3/8, 7/16, 1/2, 9/16, 5/8, 11/16, 3/4, 7/8

## ZEBRA POWERDRIV® Combination Wrench - Short Type



**Metric**

- Standard: DIN 3113A/ISO 3318/7738
  - Drive: Box end **POWERDRIV®** (12-Point)
  - Material: Chrome-vanadium steel
  - Surface: Chrome-plated, polished heads and ring
  - Geometry: Box end angled 15°, head angle 15°
- Packing & Sold in: Each



Item #	(mm)	L (mm)	b1 (mm)	Dia. d (mm)	a1 (mm)	a2 (mm)
WR0713301055	5.5	100	14.0	10.5	5.5	3.7
WR071330106	6					
WR071330107	7	110	16.0	11.8	6.0	4.0
WR071330108	8	120	18.0	13.2		
WR071330109	9	130	20.0	14.6	7.0	4.5
WR071330110	10	140	22.5	16.1	7.5	
WR071330111	11	150	25.0	17.4	8.0	5.0
WR071330112	12	160	27.0	18.9	8.5	5.5
WR071330113	13	170	29.0	20.4	9.0	
WR071330114	14	180	31.0	21.6	9.5	6.0
WR071330115	15	190	33.5	22.9	10.0	
WR071330116	16	200	36.0	24.6		
WR071330117	17	205	38.0	26.1	10.5	6.5
WR071330118	18	215	40.0	27.7	11.0	7.0
WR071330119	19	230	42.0	29.9	11.5	7.5
WR071330120	20	240	45.0	30.7	12.0	8.0
WR071330121	21	250	47.0	32.2	12.5	
WR071330122	22	260	49.0	33.7	13.5	
WR071330123	23	270	51.0	35.2	14.0	
WR071330124	24	280	53.0	36.9	14.5	9.0
WR071330125	25	290	55.0	38.5	15.0	
WR071330126	26	300	57.0	39.8	15.5	
WR071330127	27	310	59.0	40.8		
WR071330128	28	320	62.0	42.8	16.0	10.0
WR071330129	29	330	63.5	43.8	16.5	
WR071330130	30	340	65.0	44.8	17.0	11.0
WR071330132	32	350	69.0	47.8	17.5	
WR071330134	34	360	73.0	50.8	18.0	12.0

## Zebra Powerdriv® Combination Wrench - Short Type



### Standard

- Standard: DIN 3113A/ISO 3318/773
  - Drive: Box end **POWERDRIV**®, 12-point
  - Material: Chrome-vanadium steel
  - Surface: Chrome-plated, polished
  - Geometry: Box end angled 15°, open-end offset 15°
- Packing & Sold in: Each

Item #	(in.)	L (mm)	b1 (mm)	Ø d (mm)	a1 (mm)	a2 (mm)
WR071330303	3/8"	140	22.5	16.1	7.5	4.5
WR071330304	7/16"	150	25	17.4	8	5
WR071330305	1/2"	170	29	20.4	9	5.5
WR071330306	9/16"	180	31	21.6	9.5	6
WR071330307	5/8"	200	36	24.6	10	
WR071330308	11/16"	205	38	26.1	10.5	6.5
WR071330309	3/4"	230	42	29.9	11.5	7.5
WR071330311	7/8"	260	49	33.7	13.5	8

## Zebra Powerdriv® Combination Wrench Assortment - Short Type



### Metric

#### 11 pieces, with plastic holder

- Box end **POWERDRIV**® (12 point)
- Standard: DIN 3113A/ISO 3318/7738
- Material: Chrome-vanadium steel
- Surface Finish: Chrome-plated polished heads
- Open-end position 15°, strong heads for heavy duty use
- 12-Point box-end and open-end position of 15° for an optimal grip ratio, resulting in minimal rotating angle
- The 15° angle of the box end provides more free space for the fingers or to work around obstacles

Packing & Sold in: Each

Item #	Set	(mm)
WR071330140	11 pieces	8, 9, 10, 11, 12, 13, 14, 15, 17, 19, 22

## Zebra Powerdriv® (12-Point) Dual Ratchet Combination Wrench





**Innovative wrench with ratchet function on the box and open sides.**

- Drive: Box end POWERDRIV® modified 12 point, open side with open ratchet segment
- Standard: Max. torque as per DIN 899
- Material: Chrome-vanadium steel
- Surface: polished, chrome-plated
- Geometry: Straight on box end, 15° angle on open end
- To change the turning direction, simply turn the wrench around
- Open side features moving ratchet segment
- Enables working without stopping, as the wrench no longer needs to be taken off the nut. Ideal for all line screw joints
- Fine-toothed on ring side, 72 teeth, 5° rotating angle
- Very rugged and strong ratchet for high tightening torques

Packing & Sold in: Each

**Areas of use**

- Designed for union screw joints, e.g. brake lines, injection lines, air conditioning, hydraulics etc.

Item #	 Sizes (mm)					
		L (mm)	a1 (mm)	a2 (mm)	Dia. d (mm)	b1 (mm)
WR071425908	8	140	4.1	6.5	16.8	16.7
WR071425909	9	149	4.3	6.9	18.8	18.7
WR071425910	10	158	4.8	7.3	20.8	20.8
WR071425911	11	165	5.1	7.7	21.8	23.5
WR071425912	12	171	5.3	8.2	22.8	24.6
WR071425913	13	178	5.9	8.6	24.8	26.8
WR071425914	14	190	6.3	9.0	27.8	29.0
WR071425915	15	199	6.6	9.4	28.8	31.0
WR071425916	16	208	6.9	9.9	30.8	33.0
WR071425917	17	225	7.3	10.3	31.8	35.5
WR071425918	18	236	7.8	10.7	32.8	37.5
WR071425919	19	247	8.3	11.2	33.8	39.4
WR071425921	21	289	8.8	13.0	40.0	45.8
WR071425922	22					
WR071425924	24	322	9.8	14.5	46.0	51.8

## Zebra Powerdriv® (12-Point) Dual Ratchet Combination Wrench Assortment



**Innovative wrench with ratchet function on the box and open ends**

6 pieces, with plastic holder

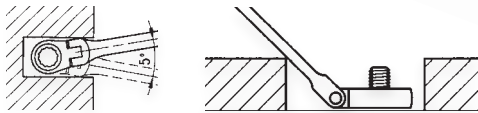

- 1 ratchet combination wrench with double-ended ratchet function in each of the following sizes: 8; 10; 12; 13; 17; 19

Packing & Sold in: Each

Item #	Set	Sizes (mm)
WR071425950	6 pieces	8, 10, 12, 13, 17, 19 mm including plastic holder



## Zebra Powerdriv® Ratchet Combination Wrench - Flexible Joint



The 180° flexible joint of the box end of the wrench allows for easy access to tight areas.

- Flexible joint ratchet head provides greater freedom for fingers and overcomes obstacles
  - Very rugged, strong ratchets for high tightening torques
  - Design: Metric
  - Drive: Box end POWERDRIV® 12-point, fine-tooth 72 teeth
  - Standard: Max. torque in line with DIN 899
  - Material: Chromium-vanadium steel
  - Surface: Chrome-plated, matte satin finish
  - Geometry: Open-end offset 15°, box end 180° joint, strong heads for heavy-duty applications
- Packing & Sold in: Each

**Attention:** This is a special tool that may not be subjected to loads in excess of maximum torque values. For that reason, the tool is of limited suitability for loosening of tight screws.

Item #	Sizes (mm)						
		L (mm)	a1 (mm)	a2 (mm)	d (mm)	b1 (mm)	F max. Nm
WRO71426308	8	140	4.3	6.5	16.1	16.7	35
WRO71426309	9	150	4.6	6.9	17.9	18.8	46
WRO71426310	10	159	5.0	7.3	19.6	20.9	59
WRO71426311	11	165	5.4	7.7	21.4	23.0	74
WRO71426312	12	172	5.8	8.2	22.7	25.1	91
WRO71426313	13	178	6.1	8.6	24.7	27.2	109
WRO71426314	14	191	6.4	9.0	26.4	29.3	131
WRO71426315	15	200	6.9	9.4	27.7	31.3	153
WRO71426316	16	208	7.2	9.9	29.4	33.4	179
WRO71426317	17	226	7.6	10.3	31.2	35.5	205
WRO71426318	18	237	8.0	10.7	32.4	37.6	235
WRO71426319	19	248	8.6	11.2	33.4	39.7	266
WRO71426321	21	274	9.0	13.0	39.7	46.0	330
WRO71426322	22						368
WRO71426324	24	296	10.0	14.5	45.9	52.3	451

## Zebra Powerdriv® Ratchet Combination Wrench Assortment - Flexible Joint



- Flexible Joint
- 6 pieces, with plastic holder
- 1 ratchet combination wrench in each of the following sizes: 8; 10; 12; 13; 17; 19
- Packing & Sold in: Each

Item #	Set	Sizes (mm)
WRO71426350	6 pieces	8, 10, 12, 13, 17, 19

## Zebra Hexagon Powerdriv® Double Open End Line Wrench



- Metric
  - Drive: Hexagon **POWERDRIV®**
  - Standard: DIN 3118
  - Geometry, open end profile angled 15°, open end angled 5°
  - Material: Chrome-vanadium steel
  - Surface: Chrome-plated, polished heads
- Packing & Sold in: Each

Item #	(mm)							
		L (mm)	a1 (mm)	a2 (mm)	Dia. d1 (mm)	Dia. d2 (mm)	B1 min. (mm)	B2 min. (mm)
WR0714240079	7 x 9	140	6.5	7.5	17.8	19.3	5	7
WR0714240080	8 x 10						6	
WR0714240113	11 x 13	174	8.5	10.5	22.8	25.3	9	11
WR0714240124	12 x 14							
WR0714240179	17 x 19	212	12	13	31.2	33.3	14	15

## Zebra Hexagon Powerdriv® Double Open End Line Wrench Assortment



**Metric**

**5 pieces, with plastic holder**

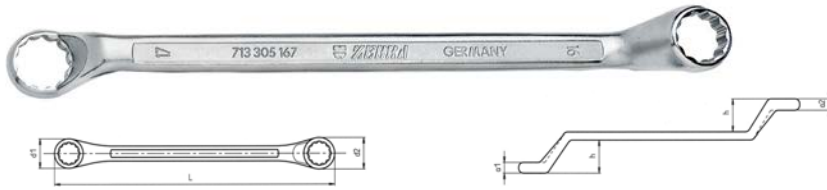
Drive: Hexagon **POWERDRIV®**

Standard: DIN 3118

- 1 each of double open end ring wrench size: 7 x 9, 8 x 10, 11 x 13, 12 x 14, 17 x 19
- Packing & Sold in: Each

Item #	Set	(mm)
WR071424050	5 pieces	7 x 9, 8 x 10, 11 x 13, 12 x 14, 17 x 19

## Zebra Powerdriv® (12-Point) Double Box End Wrench - Deep Offset



- Metric, DIN 838/ISO 3318
- Drive: **POWERDRIV®**, 12 point
- Material: Chrome-vanadium steel
- Surface: Chrome-plated, polished
- Geometry: Box ends offset 18°

Item #	(mm)	L (mm)	a1 (mm)	a2 (mm)	dia. d1 (mm)	dia. d2 (mm)	h (mm)
WR0713305067	6x7	174	5.4	5.9	10.8	12.2	21
WR0713305089	8x9	187	6.4	6.9	13.2	14.7	23
WR0713305080	8x10	188	6.9	7.9		16.3	
WR0713305101	10x11	194	7.4	7.9	16.3	17.4	23.5
WR0713305103	10x13	215	7.9	9.9	16.3	20.7	24.5
WR0713305123	12x13	217	8.4	9.5	19.0	20.7	25
WR0713305137	13x17	243	9.9	11.8	20.7	26.2	27.5
WR0713305145	14x15	227		10.3	22.1	23.4	
WR0713305167	16x17	247	10.8	11.3	25.4	26.2	28
WR0713305168	16x18	250	11.3	11.8	25.6	28.2	
WR0713305179	17x19	284			28.0	29.4	29.5
WR0713305189	18x19				30		
WR0713305202	20x22	296	11.8	12.8	31.2	33.1	31
WR0713305213	21x23	312	12.3		32.1	35.5	
WR0713305224	22x24	313	12.8	14.3	33.0	37.0	
WR0713305246	24x26	328		13.8	37.0	39.0	34
WR0713305247	24x27	329		14.3		41.0	
WR0713305258	25x28	339	13.8	14.8	37.8	42.0	37
WR0713305279	27x29	342	14.8	15.8	41.0	44.3	36.3
WR0713305302	30x32	359			45.0	48.2	39
WR0713305304	30x34	397			45.3	51.2	

## Zebra Powerdriv® (12-Point) Double Box End Wrench Sets - Deep Offset



- Drive: **POWERDRIV®** (12-point)
- Material: Chrome-vanadium steel
- Surface: Chrome-plated, polished
- Geometry: Box end offset 18°

Packing & Sold in: Each

### Item # WR071330540

Metric, DIN 838/ISO 3318, 8 pieces  
 Sizes (in mm) 6x7, 8x9, 10x11, 12x13,  
 14x15, 16x17, 18x19, 20x22

### Item # WR071330541

Metric, DIN 838/ISO 3318, 10 pieces  
 Sizes (in mm) 8x9, 10x11, 12x13, 14x15,  
 16x17, 18x19, 20x22, 21x23, 24x27,  
 30x32

### Item # WR071330542

Metric, DIN 838/ISO 3318, 12 pieces  
 Sizes (in mm) 6x7, 8x9, 10x11, 12x13,  
 14x15, 16x17, 18x19, 20x22, 21x23,  
 24x27, 25x28, 30x32

## Zebra Powerdriv® (12-Point) Double Box End Ratchet Wrench - 4-In-1



- Metric, straight
  - Output: Double box end **POWERDRIV®** (12-point)
  - Finely toothed, 72 teeth
  - Single-handed operation via reversing lever for clockwise and counterclockwise rotation
  - Material: Chrome-vanadium steel
  - Basic body surface: chrome-plated, high-gloss polished
  - Geometry: Straight box end
  - 4 sizes in one ratchet wrench
  - Most common wrench sizes are covered by only 2 ratchet wrench
  - 1/4" bit adapter available
  - Simply insert into size 10 mm ratchet wrench to use as a bit ratchet
  - For hard-to-access areas
  - Narrow ratchet head
- Packing & Sold in: Each

Item #	(mm)							
		L (mm)	a1 (mm)	a2 (mm)	b1 (mm)	b2 (mm)	d1 (mm)	d2 (mm)
WR0714257013	8x10 + 12x13	150	7.3	8.6	13.8	16.8	20.2	24.8
WR0714257017	10x19 + 13x17	200	9.0	11.2	17.1	21.9	27.2	33.6
WR0714257019	16x17 + 18x19	230	10.3		20.2		31.5	33.5

## Zebra Powerdriv® (12-Point) Double Box End Ratchet Wrench Set 4-In-1 (3 Pieces)




### Innovative double-sided, double-ended ratcheting wrench.

- Drive: Double-box end **POWERDRIV®** 12-point, fine-toothed, 72 teeth, one-hand operation via reversing lever for clockwise and counterclockwise use
- Material: Chrome-vanadium steel
- Surface: Chrome-plated, high gloss polish
- Geometry: box end straight
- Four sizes per ratchet wrench; the most common sizes are covered by only two ratchet wrenches
- 1/4" bit adapter available: simply insert in size 10 mm ratchet wrench, can then be used as a bit ratchet
- Narrow ratchet head for hard-to-reach areas
- Packing & Sold in: Each

5° angle of rotation for working in the tightest of spaces. Precision-machined ring core for smooth and secure use.

Item #	Set (comes in a clear plastic blister pack)	(mm)	Finish
WR071425730	3 pieces	8 x 10 + 12 x 13, 16 x 17 + 18 x 19 Bit adapter: 10 mm 1/4", 20 mm long	Chrome
WR0714257300	3 pieces	8 x 10 + 12 x 13, 16 x 17 + 18 x 19 Bit adapter: 10 mm 1/4", 20 mm long	Black Chromium

## Zebra Double Open-Ended Wrench Assortment - Metric



Item # WR0965900404

**8 Pieces**

**Contents:**

**Size (in mm)**

- 6 x 7, 8 x 9, 10 x 11, 12 x 13, 14 x 15, 16 x 17, 18 x 19, 20 x 22
- Includes foam insert

## Zebra Combination Wrench Assortment - Metric



Item # WR0965900403

**11 Pieces**

**Contents:**

**Size (in mm)**

- 8, 9, 10, 11, 12, 13, 14, 15, 17, 19, 22
- Includes foam insert

## Zebra Combination Wrench Assortment - Metric




Item # WR0965900401

**17 Pieces**

**Contents:**

- **Size (in mm)**  
6, 7, 8, 9, 10, 11, 12, 13, 14, 15, 16, 17, 18, 19, 20, 21, 22
- Includes foam insert

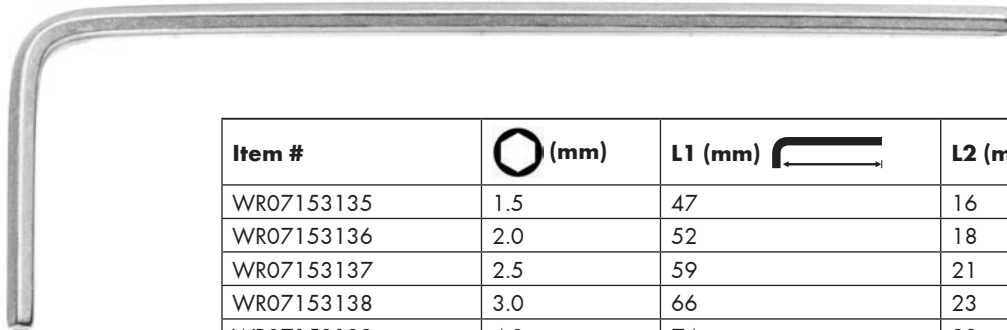
## Zebra Allen Keys, Long Version



- Long version
  - Bright nickel-plated
  - Chamfered front edges
- Packing & Sold In: Each

Item #	Ø (mm)	L1 (mm)	L2 (mm)
WR07153118	2.5	115	21
WR07153119	3.0	129	23
WR07153120	4.0	144	29
WR07153121	5.0	165	33
WR07153122	6.0	186	38
WR07153123	7.0	197	41
WR07153124	8.0	208	44
WR07153125	9.0	219	47
WR07153126	10.0	234	50
WR07153127	11.0	238	53
WR07153128	12.0	262	57
WR07153129	14.0	294	70
WR07153130	17.0	337	80

## Zebra Allen Keys, Short Version



- Short version
  - Bright nickel-plated
  - Chamfered front edges
- Packing & Sold In: Each

Item #	Ø (mm)	L1 (mm)	L2 (mm)
WR07153135	1.5	47	16
WR07153136	2.0	52	18
WR07153137	2.5	59	21
WR07153138	3.0	66	23
WR07153139	4.0	74	29
WR071531391	4.5	80	31
WR07153140	5.0	85	33
WR071531401	5.5	90	35
WR07153141	6.0	96	38
WR07153142	7.0	102	41
WR07153143	8.0	108	44
WR07153144	9.0	114	47
WR07153146	11.0	129	53
WR07153147	12.0	137	57
WR07153148	14.0	154	70
WR071531481	16.0	168	73
WR07153149	17.0	177	80
WR07153150	19.0	199	89
WR07153151	22.0	222	102

## Zebra Allen Key Assortments



- 9 pieces, in plastic holder, short version
- Bright nickel-plated
- Chamfered front edges

Item #	Set	Contents (mm)
WR071531100	9-pcs	1.5, 2, 2.5, 3, 4, 5, 6, 8, 10

- 10 pieces, in plastic holder, short version
- Bright nickel-plated
- Chamfered front edges

Item #	Set	Contents (mm)
WR071531110	10-pcs	1.5, 2, 2.5, 3, 4, 5, 6, 8, 10, 12

- 9 pieces, in plastic holder, long version
- Bright nickel-plated
- Chamfered front edges

Item #	Set	Contents (mm)
WR071531120	9-pcs	1.5, 2, 2.5, 3, 4, 5, 6, 8, 10

## Zebra Torx Allen Key Assortment



- 8 pieces, in plastic holder
- TX socket
- Round blade
- Bright nickel-plated

Item #	Set	Contents
WR071536100	8-pcs	TX 9, 10, 15, 20, 25, 30, 40

## ZEBRA Pistol Grip Ratchet Screwdriver with 6 Bit Magazine (Bits Not Included)



### High-performance ratchet screwdriver

- High-performance ratchet screwdriver
  - 3-position adjustment wheel, adjustable with one hand, easy to change direction while working without using the other hand
  - Magnet ensures a secure grip on bits and screws
  - 45 teeth, max. torque of up to 40 Nm
  - 2K grip for optimum ergonomic work
  - Can be used as a standard screwdriver in the straight position or as a pistol grip in the 60° position thanks to the adjustable handle LED technology
  - Working area is always well lit, lights the screw directly
  - Especially suitable for dark areas
  - Blade: Short bit holder blade with magnet, brushed chrome-plated
  - Output: DIN 3126-D 6.3
  - Sealing cap with bit magazine for a total of 6 bits (bits not included)
- Packing & Sold In: Each

Item #	Designation	Length (mm)
<b>1/4" Bits</b>		
WR0613714	Telesc. magn. holding force 600 g	150 - 530 mm

Item #	(in.)	A1 (mm)	A2 (mm)	A3 (mm)	B (mm)	C (mm)	D (mm)
WR06136400	1/4"	10	37	40	25	26	113

## ZEBRA 3K Hex Blade Phillips Head Screwdriver



### Flexible 3K handle ensures perfect ergonomics, force transmission and working comfort

#### Screwdriver, Phillips Head

- Blade: One-piece hexagon blade, brushed chrome-plated; wrench adapter matte nickel-plated, tempered, impact-resistant
  - Würth color coding system
  - Large impact cap
  - Tip: DIN 5260-PH, ISO 8764-PH with black point tip
- Packing & Sold In: Each

Item #	+			 (mm)	 (in.)
		A (mm)	B/C (mm)		
WR06132011	PH 1	80	96/31	5/8	3 1/8"
WR06132012	PH 2	100	106/35	6/10	4"
WR06132013	PH 3	150	114/38	8/13	6"



## ZEBRA 3K Hexagon Blade Slotted Head Screwdriver

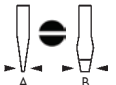
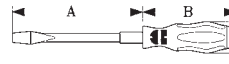

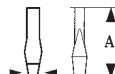


**Flexible 3K handle ensures perfect ergonomics, force transmission and working comfort.**



### Screwdriver, flat slotted



- Blade: One-piece hexagon blade, brushed chrome-plated; torque adjustment matte nickel-plated, tempered, impact-resistant
  - Large impact cap
  - Output: DIN 5264-A, ISO 2380 with black point tip
- Packing & Sold In: Each

Item #	 (mm)			 (mm)	 (in.)
		A (mm)	B/C (mm)		
WR0613200035	0.6 x 3.5	80	83/27	4/-	1/8 x 3 1/16"
WR0613200045	0.8 x 4.5	90	96/31	5/8	3/16 x 3 3/5"
WR0613200055	1.0 x 5.5	100	96/31	6/10	7/32 x 4"
WR061320007	1.2 x 7.0	125	106/35	6/10	9/32 x 5"
WR061320009	1.6 x 9.0	150	114/38	8/13	11/32 x 6"
WR061320010	1.6 x 10.0	175	114/38	8/13	3/8 x 7"
WR061320012	2.0 x 12.0	200	114/38	10/16	1/2 x 8"

## ZEBRA 3K Slotted and Phillips Head Screwdriver Set - 5 Pieces



- 5 pieces, with three slotted and two Phillips head screwdrivers for the automotive and metalwork trades
  - Flexible 3K handle ensures perfect ergonomics, power transmission and working comfort
  - Impact caps
- Packing & Sold In: Each

Item #	Contents		
WR06139015	5-pc. set	1.0x5.5 / 1.2x7.0 / 1.6x9.0 mm	PH 1   PH 2



## ZEBRA® 3K HANDLE

The flexible 3-component handle ensures an optimal, sensitive seat in the hand and allows connection with the robust design also the highest power transmission.


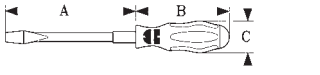

## ZEBRA 3K Torx Screwdriver Set (6 Pieces)



### Item # WR06139036 6 piece set

- 6 pieces, with flexible 3K handle for perfect ergonomics, power transmission and operating comfort
- Blade: Round, brushed chrome-plated
- Tip: TX socket with black point tip
- Würth color coding system
- Screw symbol printed on handle end for quick identification

Packing & Sold In: Each

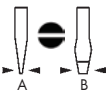
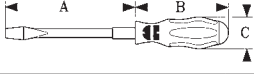
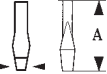
				
	A (mm)	B/C (mm)		
TX 8	60	83/27		2 3/8"
TX 10	80	96/31		3 1/8"
TX 15				
TX 20	100	106/35		4"
TX 25				
TX 30	115			4 9/16"

## ZEBRA Slotted Screwdriver - Round Blade



- Round blade
- Blade: Matte chrome-plated
- Tip: DIN 5264-A, ISO 2380, black point tip
- Standard: DIN 5265

Packing & Sold In: Each

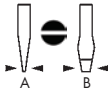
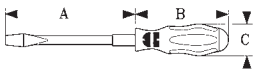

Item #				
		A (mm)	B/C (mm)	
WR061323103	0.5 x 3.0	80	73/20	1/8" x 3 1/8"
WR0613231065	1.2 x 6.5	150	106/35	1/4" x 6"
WR061323110	1.6 x 10.0	200	114/38	3/8" x 8"

## ZEBRA Slotted Screwdriver - Round Blade, Short



- Round blade, short
- Blade: Matte chrome-plated
- Tip: DIN 5264-A, ISO 2380, black point tip
- Standard: DIN 5265

Packing & Sold In: Each

Item #				
		A (mm)	B/C (mm)	
WR061325108	1.2 x 8.0	25	62/31	5/16" x 1"

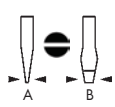
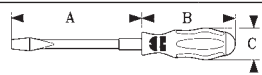

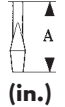
### ZEBRA Slotted Screwdriver - Hexagon Blade, Impact Cap, Wrench Adapter



- Hexagon blade, impact cap
- Large impact cap
- Tip: DIN 5264-A, ISO 2380, black point tip
- Wrench adapter



Packing & Sold In: Each

Item #				 (mm)	 (in.)
		A (mm)	B/C (mm)		
WR0613321045	0.8 x 4.5	90	96/31	5 / 8	3/16 x 3 3/5"
WR0613321055	1.0 x 5.5	100		6 / 10	7/32 x 4"
WR061332107	1.2 x 7.0	125	106/35	8 / 13	9/32 x 5"
WR061332109	1.6 x 9.0	150	114/38		11/32 x 6"
WR061332110	1.6 x 10.0	175		120/40.5	10 / 16
WR061332112	2.0 x 12.0	200	250		
WR061332114	2.5 x 14.0	250			

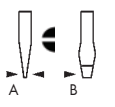
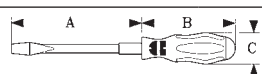


### ZEBRA Slotted Screwdriver - Hexagon Blade, Wrench Adapter



- Hexagon blade and wrench adapter
- Blade: Matte chrome-plated
- Tip: DIN 5264-A, ISO 2380, black point tip



Packing & Sold In: Each

Item #				 (mm)	 (in.)
		A (mm)	B/C (mm)		
WR0613421035	0.6 x 3.5	80	83/27	4 / -	1/8 x 3 1/16"
WR0613421004	0.8 x 4.0	90	96/31	5 / 8	5/32 x 3 5/8"
WR0613421055	1.0 x 5.5	100			7/32 x 4"
WR0613421065	1.2 x 6.5	125	106/35	6 / 10	1/4 x 5"
WR061342108	1.6 x 8.0	150	114/38	8 / 13	5/16 x 6"
WR061342110	1.6 x 10.0	175			3/8 x 7"
WR061342112	2.0 x 12.0	200	120/40.5	10 / 16	1/2 x 8"

### ZEBRA Slotted Screwdriver - Hexagon Blade, Laser-cut Tip

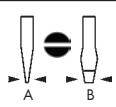
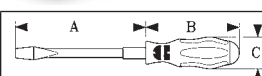

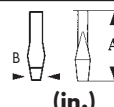


Laser-cut tip profile  
Laser-cut blade tip for a sharp-edged surface structure



- Laser-cut tip, hexagon blade
- Ultra-secure seating of screwdriver in screw head
- Better screw grip for improved torque transfer
- Improved safety and less damage to screws and sensitive surfaces with less slippage
- No repeated placement when screwing
- Blade: Brushed chromium-plated
- Tip: DIN 5264-A, ISO 2380, laser-cut tip, Black Point Tip

Packing & Sold In: Each

Item #	 (mm)			 (mm)	 (in.)
		A (mm)	B/C (mm)		
WR0613424035	0.6 x 3.5	75	83/27	4 / -	1/8 x 3 1/16"
WR061342404	0.8 x 4.0	90	96/31		5/32 x 3 5/8"
WR0613424055	1.0 x 5.5	100		106/35	5 / 8
WR0613424065	1.2 x 6.5	125	114/38	6 / 10	1/4 x 5"
WR061342408	1.6 x 8.0	150		175	8 / 13
WR061342410	1.6 x 10.0	175			

## ZEBRA Phillips Head Screwdriver - Hexagon Blade - Impact Cap - Wrench Adapter



- Hexagon blade, impact cap, wrench adapter
- Large impact cap
- Tip: DIN 5260-PH, ISO 8764-PH, black point tip
- Standard: DIN 5262, SMS SS 2831

Packing & Sold In: Each

Item #	PH 1			 (mm)	 (in.)
		A (mm)	B/C (mm)		
WRO6133221	PH 1	80	96/31	5 / 8	3 1/8"
WRO6133222	PH 2	100	106/35	6 / 10	4"
WRO6133223	PH 3	150	114/38	8 / 13	6"
WRO6133224	PH 4	200	120/40.5	10 / 16	8"

## ZEBRA Phillips Head Screwdriver - Round Blade - Short



- Round blade, short
- Blade: Matte chrome-plated
- Tip: DIN 5260-PH, ISO 8764-PH, black point tip
- Standard: DIN 5262, SMS SS 2831

Packing & Sold In: Each

Item #	PH 1			 (in.)
		A (mm)	B/C (mm)	
WRO6132521	PH 1	25	62/31	1 3/4"
WRO6132522	PH 2			

## ZEBRA Phillips Head Screwdriver - Round Blade



- Round blade
- Blade: Matte chrome-plated
- Tip: DIN 5260-PH, ISO 8764-PH, black point tip
- Standard: DIN 5262, SMS SS 2831

Packing & Sold In: Each

Item #	PH 1			 (in.)
		A (mm)	B/C (mm)	
WRO61323201	PH 1	80	96/31	3 1/8"
WRO61323202	PH 2	100	106/35	4"
WRO61323203	PH 3	150	114/38	6"
WRO61323204	PH 4	200	120/41	8"

## ZEBRA Phillips Head Screwdriver - Hexagon Blade - Wrench Adapter



- Hexagon blade, wrench adapter
  - Blade: Matte chrome-plated
  - Tip: DIN 5260-PH, ISO 8764-PH, black point tip
- Packing & Sold In: Each



Item #	+			 (mm)	 (in.)
		A (mm)	B/C (mm)		
WR06134221	PH 1	80	96/31	5 / 8	3 1/8"
WR06134222	PH 2	100	106/35	6 / 10	4"
WR06134223	PH 3	150	114/38	8 / 13	6"
WR06134224	PH 4	200	120/40.5	10 / 16	8"

## ZEBRA Phillips Head Screwdriver - Laser-cut Tip - Hexagon Blade - Wrench Adapter



Laser-cut tip profile  
Laser-cut blade tip for a sharp-edged surface structure

- Laser-cut tip, hexagon blade, wrench adapter
  - Ultra-secure seating of screwdriver in screw head
  - Better screw grip for improved torque transfer
  - Less slippage means improved safety as well as less damage to screws and sensitive surfaces
  - No repeated placement when screwing
  - Blade: Brushed chrome-plated
  - Tip: DIN 5260-PH, ISO 8764-PH, laser-cut tip, black point tip
- Packing & Sold In: Each



Item #	+			 (mm)	 (in.)
		A (mm)	B/C (mm)		
WR06134251	PH 1	80	96/31	5 / 8	3 1/8"
WR06134252	PH 2	100	106/35	6 / 10	4"
WR06134253	PH 3	150	114/38	8 / 13	6"

## ZEBRA Torx Screwdriver - Round Blade



- Blade: Round blade, matte chrome-plated
  - Tip: TX socket, black point tip
- Packing & Sold In: Each



Item #		Blade Length (mm)
WR061343410	TX 10	80
WR061343415	TX 15	
WR061343420	TX 20	100
WR061343425	TX 25	
WR061343427	TX 27	115
WR061343430	TX 30	
WR061343440	TX 40	130
WR061343445	TX 45	

## ZEBRA Torx Screwdriver - Round Blade - Long Length



- Blade: Round blade, matte chrome-plated
  - Tip: TX socket, black point tip
- Packing & Sold In: Each

Item #	TX 10			 (in.)
		A (mm)	B/C (mm)	
WRO61346410	TX 10	250	83/27	10"
WRO61346420	TX 20		96/31	
WRO61346430	TX 30		106/35	



## ZEBRA Screwdriver Set - Round Blade - Phillips/Slotted head - 6 Pieces

Item # WR061392326 6 piece set

- 0.6 x 3.5 x 100 mm, 1.0 x 5.5 x 125 mm, 1.2 x 6.5 x 150 mm, 1.2 x 8.0 x 175, PH1, PH2
- Packing & Sold In: Each

(mm)		
0.6 x 3.5 x 100		PH 1
1.0 x 5.5 x 125		PH 2
1.2 x 6.5 x 150		
1.2 x 8.0 x 175		



## ZEBRA Screwdriver Set - Hexagon Blade - Phillips/Slotted head - With Wrench Adapter- 6 Pieces



Item # WR061394226 6 piece set

- Hexagon blade and wrench adapter for automotive and metalwork trades
- Blade: Brushed chrome-plated
- 1 each of slotted screwdriver with hexagon blade and torque adjustment
- 0.6 x 3.5 x 75; 1.0 x 5.5 x 100; 1.2 x 6.5 x 125; 1.6 x 8.0 x 150
- 1 each of PH screwdriver with hexagon blade and torque adjustment PH 1; PH 2

Packing & Sold In: Each

Includes:

Item #	(mm)		Item #	
WRO613421035	0.6 x 3.5 x 75		WRO6134221	PH 1
WRO613421055	1.0 x 5.5 x 100		WRO6134222	PH 2
WRO613421065	1.2 x 6.5 x 125			
WRO61342108	1.6 x 8.0 x 150			

## ZEBRA Torx Screwdriver Assortment - 7 Pieces



- 7 Screwdrivers: TX 10; 15; 20; 25; 27; 30; 40
- Foam drawer insert

### 7 Piece Set

Item #: WR0965900502


## ZEBRA Torx Screwdriver Set 8 Pieces



- 1 Screwdriver set TX 8 pcs.
- Blade: Round blade, brushed chromium-plated, tip: TX socket, black point tip

### 8 Piece Set

Item #: WR06139348

	Blade length (mm)
TX 10	80
TX 15	
TX 20	100
TX 25	
TX 27	115
TX 30	
TX 40	130
TX 45	

## ZEBRA Multi Screwdriver Assortment - 8 Pieces



- 6 screwdrivers with one-piece hexagon blade 0.6 x 3.5; 0.8 x 4.5; 1.2 x 7.0; 1.6 x 9.0; PH1; PH2
- 2 screwdrivers, short, PH1; PH2
- Foam drawer insert

### 8 Piece Set

Item #: WR0965900501

### ZEBRA Screwdriver with 1/4" Square Tip - Includes Ratchet Adapter



- One-piece blade
  - Blade: Round, bright chrome-plated
  - Tip: DIN 3120-A 6.3
  - With ratchet adapter
- Packing & Sold In: Each



Item #	(in.)			 (in.)
		A (mm)	B/C (mm)	
WRO613430310	1/4"	110	106/35	4 3/8"

### ZEBRA Screwdriver with 1/4" Square Tip



- Blade: Round, bright chrome-plated
  - Tip: DIN 3126-D 6.3
- Packing & Sold In: Each

Item #	(in.)			 (in.)
		A (mm)	B/C (mm)	
WRO613430311	1/4"	110	106/35	4 3/8"

### ZEBRA Screwdriver with 1/4 Inch Bit Chuck



- Blade: Round with magnet
  - Head: Bright nickel-plated
  - Tip: DIN 3126-D 6.3
- Packing & Sold In: Each

Item #	(in.)			 (in.)
		A (mm)	B/C (mm)	
WRO61343031	1/4"	100	106/35	4"

### ZEBRA Screwdriver with 1/4 Inch Bit Chuck



- Flexible shaft
  - Blade: Round, bright chrome-plated
  - Tip: DIN 3120-A 6.3
- Packing & Sold In: Each

Item #	(in.)			 (in.)
		A (mm)	B/C (mm)	
WRO6134733	1/4"	150	106/35	6"



## Zebra Ratchet Magazine Screwdriver (Includes 12 Bits)



Item # **WR06136103**

- Equipped with 12 bits
- Blade: Circular blade with magnet, bright chrome-plated
- Tip: DIN 3126-D 6.3
- 28 teeth, max. torque over 20 Nm.
- Advantage of the ratchet function is no need to reposition hand. This

enables fast efficient operation in any assembly situation. Bit magazine for max. 12 bits


- Extendible, rotating magazine lets you find the bit you need quickly.
- 1/4" bit with color coding system

Packing & Sold In: Each

Designation	Tip
<b>Included Bits</b>	
PH 1	
PH 2	
TX 10	
TX 15	
TX 20	
TX 25	
TX 30	
Allen 4 mm	
Allen 5 mm	
Allen 6 mm	
Slotted, 0.6 x 4.5 mm	
1/4"	



Magnetic blade mount for 1/4" bits



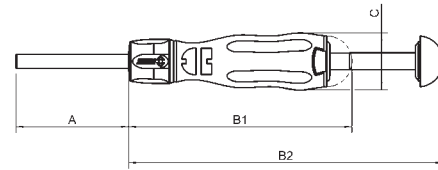
Max. 12 bits

Easy removal of the desired bit



Click

Secure closing thanks to "snap lock"



(in.)	A (mm)	B1/B2 (mm)	C (mm)
1/4"	80	147/207	37.5

## ZEBRA Mini Ratchet Screwdriver (Includes 11 Bits)



- 10-piece bit strip + PH2 bit
- 2K handle
- Blade: Short bit holder blade with magnet, bright chrome-plated
- Tip: DIN 3126-D 6.3
- For high torque applications in tight spaces

Packing & Sold In: Each




Bits included (1 each):	
	1/4"
	5.5 mm
	4 mm, 5 mm
	PH 1, PH 2
	TX 10, TX 15, TX 20, TX 25, TX 30


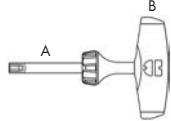


Item #	(in.)				
		A (mm)	B (mm)	C (mm)	A2 (mm)
WR061363050	1/4"	26	70	38	20

## ZEBRA T-Handle Hexagon Socket Wrench



- For hexagon head screws
  - Blade: Round, chrome-plated
  - Tip: DIN 475/2
  - Inner bore for protruding threaded shafts
  - Standard: DIN 3125
- Packing & Sold In: Each

Item #	 (mm)				
		A (mm)	B/C (mm)	A (in.)	
WRO61312010	10	125	35/104	5"	
WRO61312013	13				
WRO61312016	16		39/117		
WRO61312017	17				
WRO61312108	8	200	35/104	8"	
WRO61312110	10	230		9 3/16"	
WRO61312113	13				
WRO61312208	8	300			12"
WRO61312210	10				
WRO61312213	13				


## ZEBRA T-Handle Socket Wrench Set (5 Pieces)



Item # **WR061391205** 5 piece set

- Blade: Circular, nickel-plated
  - Output: DIN 475/2
  - Inner bore for protruding threaded shafts
  - Standard: DIN 3125
- Packing & Sold In: Each

**Includes:**


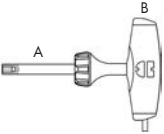
Item #	 (mm)	Blade Length (mm)
Only available in set	6	125
WRO61312007	7	
WRO61312008	8	
WRO61312010	10	
WRO61312013	13	

## ZEBRA T-Handle Torx Head Screwdriver with Side Hex Tip



- Integrated side tip
- Effortless tightening and loosening of screw connections
- Particularly suitable for rusted and seized screw connections
- High-quality blade
- Matte chrome-plated hexagon blade for optimal corrosion protection and long service life
- High-quality special steel ensures optimal balance of ductility and wear resistance
- One-piece blade
- Resistant even to extremely high stresses
- Multi-component handle comprising solid core and soft casing
- Highly slip-proof special black plastic ensures maximum torque transfer
- Solid core and soft casing ensure rigidity and a secure grip
- Ergonomically adapted handle for a comfortable grip and fatigue-free operation
- Integrated drilled hole for storage on tool rack
- Black point tip
- Higher torque and a precise fit
- Output: For TX socket

Packing & Sold In: Each

Item #	 (mm)			
		A (mm/in.)	B/C (mm)	Length of Side Hex Tip (mm)
WR061314009	TX 9	100/4"	27/82	13"
WR061314010	TX 10			
WR061314015	TX 15			
WR061314020	TX 20			
WR061314025	TX 25			
WR061314027	TX 27			
WR061314030	TX 30			
WR061314040	TX 40			
WR061314045	TX 45	200/8"	35/105	17"
			39/117	22"



## ZEBRA T-Handle Torx Socket Screwdriver Set (6 Pieces)




Item # **WR061391406** 6 piece set

- For TX socket, with side output
- Integrated side tip
- Effortless tightening and loosening of screw connections
- High-quality blade
- Matte chrome-plated hexagon blade for optimal corrosion protection and long service life
- Multi-component handle comprising solid core and soft casing
- Highly slip-proof special black plastic ensures maximum torque transfer
- Integrated drilled hole for storage on tool rack.
- Contents: 6 pcs.
- 6 T-handle screwdrivers for TX socket (TX 10, 15, 20, 25, 30, 40)

Packing & Sold In: Each

Includes:

Item #		Blade Length (mm)
WR061314010	TX 10	100
WR061314015	TX 15	
WR061314020	TX 20	200
WR061314025	TX 25	
WR061314030	TX 30	
WR061314040	TX 40	

## ZEBRA T-Handle Ball Head Tip Screwdriver with Side Hexagon Tip



Item #	(mm)				Tip
		A (mm/ in.)	B/C (mm)	Length of Side Hex Tip (mm)	
WR061313005	5	150/6"	35/105	17	Ball Head Tip
WR061313006	6				
WR061313008	8				
WR061313105	5	200/8"	39/117	22	
WR061313106	6				
WR061313108	8				
WR061313110	10				

**Features:**

- Integrated side tip
  - High-quality blade
  - One-piece blade
  - Multi-component handle comprising solid core and soft casing
  - Black point tip
- Packing & Sold In: Each



Item #	(mm)				Tip
		A (mm/ in.)	B/C (mm)	Length of Side Hex Tip (mm)	
WR0613132025	2.5	150/6"	27/82	13	Hex Head Tip
WR061313203	3				
WR061313204	4				
WR061313205	5		35/105	17	
WR061313206	6				
WR061313208	8				
WR061313303	3	200/8"			
WR061313304	4				
WR061313305	5		35/105	17	
WR061313306	6				
WR061313308	8				
WR061313310	10				



## ZEBRA T-Handle Hex Blade Screwdriver Set (6 Pieces)



Item # **WR061391306** 6 piece set

- 1 each of T-handle wrench with ball head hexagon socket, size 5 mm, 6 mm, 8 mm
  - 1 each of T-handle wrench with hexagon socket, size 2.5 mm, 3 mm, 4 mm
- Packing & Sold In: Each

**Includes:**

Item #	Contents (mm)	Blade Length (mm)	Tip
WR0613132025	2.5	150	Hex Head Tip
WR061313203	3		
WR061313204	4		
WR061313005	5		Ball Head Tip
WR061313006	6		
WR061313008	8		



## ZEBRA T-Handle, Torx Socket Set - In Sheet Steel Rack - 7 Pieces



**Item #:** WR06139147 7 piece set


- In sheet steel rack
- Integrated side output
- Effortless tightening and loosening of screw connections
- Particularly suitable for rusted and seized screw connections
- Multi-component handle comprising solid core and soft casing
- Ergonomically adapted handle for a comfortable grip and effortless work
- Integrated drilled hole for storage on tool rack
- Black Point tip
- Higher torque and a precise fit
- One-piece blade
- Resistant even to extremely high stresses
- Contents: 7 pieces
- 1 each of T-handle screwdriver TX 10; TX 15; TX 20; TX 25; TX 30; TX 40; TX 45

Packing & Sold In: Each

**Includes:**

Item #	(mm)	Blade Length (mm)
WRO61314010	TX 10	100
WRO61314015	TX 15	
WRO61314020	TX 20	200
WRO61314025	TX 25	
WRO61314030	TX 30	
WRO61314040	TX 40	
WRO61314045	TX 45	

## ZEBRA T-Handle Ratchet Screwdriver Set with 11 piece bits



- With 10-piece bit strip + PH2 bit
- Robust ratchet function with 45 teeth
- Max. torque of up to 40 Nm
- 3-position adjustment wheel is adjustable with one hand
- Easy, one-handed change of direction while working

Packing & Sold In: Each

Bits included (1 each):	
	1/4"
	5.5 mm
	4 mm, 5 mm
	PH 1, PH 2
	TX 10, TX 15, TX 20, TX 25, TX 30



**Ratchet function**  
Very rugged design, max. torque up to 40 Nm (29.5 lb-ft).

Item #	(in.)				
		A (mm)	B (mm)	C (mm)	A2 (mm)
WR061363040	1/4"	95	85	100	10

## ZEBRA Flexible Bit Holder Length 175mm - 1/4" Drive



Item #	Drive (in.)	Drive Type	Tip Size (in.)	Tip Type	Length (mm)
WR0613713	1/4"	Outer Hexagon	1/4"	Internal Hexagon Socket	175

## Ratchet Bit Assortment - 38 Pieces



**Bit set especially for automobiles and commercial vehicles, 38 pieces**

- ZEBRA ratchet for 10 mm bits
- Additional ZEBRA adapter allows use of a 1/2" ratchet
- Supplied in a metal box with high quality interior foam compartment with clamping effect

Packing & Sold In: Each; Replacement bits sold in multiples of 5 each

Item #	Description
WR096512370	Ratchet Bit Set

Includes:

Item #	Destination	Drive	Length		
WR071412100	ZEBRA Ratchet for 10mm bits		175mm		
WR07151303	ZEBRA Adapter for 1/2" ratchet		37mm		
WR061478820	TX 20 with hole		30mm		
WR061478825	TX 25 with hole				
WR061478827	TX 27 with hole				
WR061478830	TX 30 with hole				
WR061478840	TX 40 with hole				
WR061478845	TX 45 with hole				
WR061478850	TX 50 with hole				
WR061478855	TX 55 with hole				
WR0614788120	TX 20				75mm
WR0614788125	TX 25				
WR0614788127	TX 27				
WR0614788130	TX 30				
WR0614788140	TX 40				
WR0614788145	TX 45				
WR0614788150	TX 50				
WR0614788155	TX 55				

Item #	Destination	Drive	Length
WR0614788240	TX 40		120 mm
WR0614788245	TX 45		
WR0614788250	TX 50		
WR0614788305	Hexagon socket M5		30 mm
WR0614788306	Hexagon socket M6		
WR0614788307	Hexagon socket M7		
WR0614788308	Hexagon socket M8		
WR0614788310	Hexagon socket M10		
WR0614788312	Hexagon socket M12		
Only Available in Set	Triple Square M5		30 mm
WR0614788406	Triple Square M6		
WR0614788408	Triple Square M8		
WR0614788410	Triple Square M10		
WR0614788412	Triple Square M12		75 mm
Only Available in Set	Triple Square M6		
WR0614788508	Triple Square M8		
WR0614788510	Triple Square M10		
Only Available in Set	Triple Square M12		
WR0614788902	PH 2		30 mm
WR0614788903	PH 3		

- ① Ratchet with short 10 mm bit
- ② 1/2" ratchet with adapter



**Drive & Insert Bits**



Item #	Magnetic	Tip Size	Overall Length	Sold In
<b>Phillips Drive Bits</b>				
WR0614176274	No	#1	1"	10 each
WR0614176461	No	#2	1"	10 each
WU92210	No	#2	1"	10 each
WU92220	No	#2	2"	10 each
WU92230	No	#2	2-3/4"	10 each
WR0614176648	No	#3	1"	10 each
<b>Pozi Drive Bits</b>				
WR0614176653	No	#3	1"	10 each
<b>Square Drive Bits</b>				
LCTBS2X1RS	No	#2	1"	1 each
WU90220	No	#2	2"	1 each
LCTBS2X3RS	No	#2	3"	1 each
WU90240	No	#2	4"	1 each
LCTBS2X6RS	No	#2	6"	1 each
<b>Powerdriv Hex Bits</b>				
WR061417693	No	#3	25mm	1 each
WR061417694	No	#4	25mm	1 each
WR061417695	No	#5	25mm	1 each
WR061417696	No	#6	25mm	1 each
<b>Torx Bits</b>				
WRT20X2	No	T20	2"	1 each

**Painted Square Drive Bits**



- Makes it easy to identify the right bit (tip is not painted)

Item #	Color	Tip Size	Overall Length
WU91210	Red	#2	1"
WU91220	Red	#2	2"
WU91230	Red	#2	3"
WU91260	Red	#2	6"

**AW® ASSY DRIVE Bits**



- For use with ASSY drive screws
- Packing & Sold In: 10 each

Item #	Tip Size	Overall Length
WRW10	#10 Purple	1"
WRW20	#20 Orange	1"
WRW20-4	#20 Orange	4"
WRW20-6	#20 Orange	6"
WRW25	#25 Green	1"


## 1/4 Inch Phillips Bit (Hex Quick Change)



Packing & Sold In: Each



Item #	Designation	Phillips-Head System	Tip	Drive	Length (mm)
WRO614100201	PH 2	MSVM 2 - Magazine attachment - Makita		1/4" 	152
WRO614100111		MSVW 1 - Magazine attachment - Wurth / Bosch			155
WRO614100211		MSVW 2 - Magazine attachment - Wurth / Bosch			168
WRO614100212		S50-TB - Magazine screw attachment - Wurth/Kress/Eibenstock			176.5



### Insert Bit Holder with Quick Change Chuck



- A slight forward motion of the locking sleeve unlocks the bit for a quick change

Item #	Overall Length
<b>Magnetic</b>	
WU99010	2-1/4"
WR614176708	3"
<b>Non-Magnetic</b>	
WRO614176711	2"



### Insert Bit Holder, Magnetic, One Touch Release



- Soft push on the button, the bit will shoot forward due to the internal spring for easy removal
- Stainless steel housing

Item #
WRO614176638



### Insert Bit Holder, Magnetic



- High energy magnet helps alleviate the problem of lost bits

Item #	Overall Length	Brand
WRO614176702	3"	Wurth





### Right Angle Drill Attachment, Magnetic, 1/4" Bit Mount with Quick Change Chuck



- Suitable for use with electric drills and battery operated driver drills
- Specially hardened steel enables maximum torque, with a maximum speed of 2,000 RPM's
- Secure hold and 360° step-free adjustable handle
- Compact design is perfectly suited for screwing in cramped and hard-to-reach places

<b>Item #</b>
WR06149000



### Universal Bit Set, 90 Piece, Magnetic



- Includes standard drive styles and safety screws, 1/4" drive magnetic ratchet adapter and sturdy metal box
- Comes in foam insert to keep the bits nicely organized

<b>Item #</b>
WR0614250500

Scan code to see what is included



### ZEBRA Universal Bit Assortment (105 Pieces)



Item # WR0614250300 105 piece set

#### Comprehensive 1/4" bit assortment with the most common standard and security bits in short and long versions

- A majority of the bits are for security screws. Used wherever unauthorized loosening is to be prevented
- Includes two bit adapters and one screw hook
- The solution for virtually all screw types
- In sturdy metal box with foam insert

#### Areas of Application:

Public facilities, motor vehicle and motorcycle sector, plumbing applications, construction industry, electrical, electronics and machine sector

Scan code to see what is included



## ZEBRA Ratchet with Rotary Disc Reverse



### Rotary Disc Reverse

**Fine tooth rotary disc with 72 teeth; 5° angle of rotation**

- Compact, narrow head
- Simple changeover from clockwise to counterclockwise rotation
- Chamfered square – easier removal of socket wrench inserts
- Offset ratchet body for more hand freedom

Packing & Sold In: Each

Item #	Description	Tip Size	Length (mm)
WR07120140	Ratchet with rotary disc reverse	1/4"	138
WR07120380		3/8"	175
WR07120120		1/2"	250

## ZEBRA 1/4 Inch Ball-Head 3-in-1 Ratchet



- Multi-functional spherical ratchet with adjustable handle
- Drive: 6.3 - 1/4"
- Standard: DIN 3122, ISO 3315
- Head: 72 teeth, angle of rotation: 5°, joint can be rotated 270°
- Handle: Two-component handle, straight or adjustable 90° as T-handle

Packing & Sold In: Each

Item #	Length (mm)	Ratchet head height (mm)	Ratchet diameter (mm)
WR071201405	145	26.5	20



### 3 in 1!

Can be used like a conventional ratchet, as a screwdriver or a T-handle!



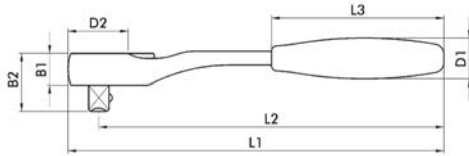
## ZEBRA 1/4 Inch Lever Reversible Ratchet, Dust Protected



**Dust-protected ratchet for a long service life even under difficult working conditions**

- Standard: DIN 3122, ISO 3315
- Reversing lever for clockwise and counterclockwise rotation
- Geometry: Ratchet body with depressed center for more freedom of movement
- Material: Chrome-vanadium steel
- Grip Handle Material: 2-component plastic
- With 72 teeth, 5° angle of rotation

Packing & Sold In: Each



Item #	Tip Size	L1 (mm)	L2 (mm)	L3 (mm)	B1 (mm)	B2 (mm)	D1 (mm)	D2 (mm)
WR071201403	1/4"	136	125	61	13	22	16	21
WR071203803	3/8"	177	160	79	16	29	21	29
WR071201203	1/2"	253	240	115	19	36	26	38

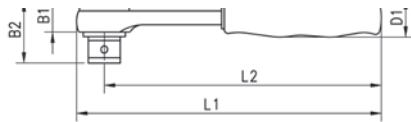
## ZEBRA 10 mm Ratchet Tool



**Features:**

- Head: 72 teeth, swivel angle 5°, round, compact head
- Shaft: Chrome-plated, high-grip 2-component handle

Packing & Sold In: Each



Item #	Destination	Drive	L1 mm	L2 mm	B1 mm	B2 mm	D1 mm	D2 mm	Length
WR071412100	Ratchet for 10mm bits		175	160	19	33	26	20	175mm
WR07151303	Adapter for 1/2" ratchet		-	-	-	-	-	-	37mm

## ZEBRA 1/2 Inch Jointed Handle



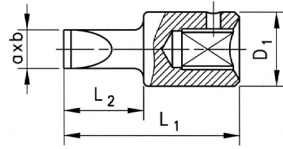
**Features:**

- Standard: DIN 3122, ISO 3315
- Joint: Rotatable through 180°, head can be used in any desired position
- Flexible operation even in obstructed areas
- Powerful breaking and tightening ability
- Chrome-plated

Packing & Sold In: Each

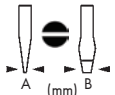
Item #	Length (mm)	Tip size (in.)	Handle diameter (mm)	Width of head (mm)
WR0712130102	490	1/2"	35	20

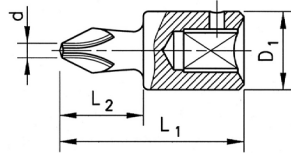
### ZEBRA 1/4 Inch Socket Bits



- Socket Wrench, Slotted
  - Surface: Chrome-plated, polished/matte
  - Drive: 1/4" square socket, ball catch groove
  - Tip: DIN 5264, slotted
- Packing & Sold In: Each




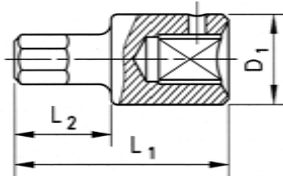
Item #	 (mm)	L1 (mm)	L2 (mm)	D1 (mm)
WR071511735	0.6 x 3.5	32	12	12
WR071511755	1.0 x 5.5			
WR071511765	1.2 x 6.5			
WR071511780	1.2 x 8.0			



- Socket Wrench, Phillips
- Surface: Chrome-plated, polished/matte
- Drive: 1/4" square socket, ball catch groove
- Tip: ISO 8764-PH Packing & Sold In: Each




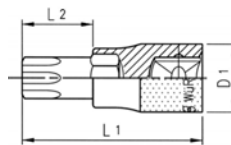
Item #	 (mm)	L1 (mm)	L2 (mm)	D1 (mm)
WR071511801	PH 1	32	12	12
WR071511802	PH 2			
WR071511803	PH 3			



- Socket Wrench, Hexagon
  - Surface: Chrome-plated, polished/matte
  - Drive: 1/4" square drive, ball catch groove
  - Output: For hexagon socket, DIN 7422
- Packing & Sold In: Each



Item #	 (mm)	L1 (mm)	L2 (mm)	D1 (mm)
WR071511503	3	32	12	12
WR071511504	4			
WR071511505	5			
WR071511506	6			
WR071511507	7			
WR071511508	8			

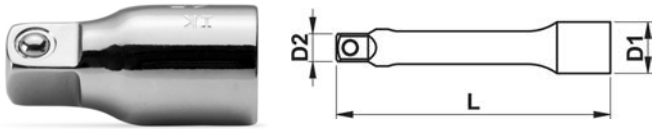


- Socket Wrench, Torx
- Surface: Chrome-plated
- Drive: 1/4" square socket, ball catch groove
- Tip: For TX screws Packing & Sold In: Each



Item #	(mm)	L1 (mm)	L2 (mm)	D2 (mm)
WR071511310	2.72	10	32	12
WR071511315	3.26	15		
WR071511320	3.84	20		
WR071511325	4.40	25		
WR071511327	4.96	27		
WR071511330	5.49	30		
WR071511340	6.60	40		

### ZEBRA 1/4 Inch Extension



- Surface: Chrome-plated, polished
  - Drive: 1/4" square drive, ball catch groove
- Packing & Sold In: Each



Item #	Length (mm)	D1 (mm)	D2 (mm)
WR0713118101	25	12	8.3
WR0713118102	53		
WR0713118104	101		
WR0713118106	152		
WR0713118110	250		

### ZEBRA 1/2 Inch Angled Extension



Item #: **WR0712138100**

- For working in hard-to-reach places
- Standard: DIN 3123, ISO 3316
- Surface: Chrome-plated
- Drive: 1/2" square socket, ball catch groove
- Tip: 1/2" square head
- Length: 50 mm
- Angular movement of up to 8"
- Tip: 1/4" square head

Packing & Sold In: Each



### ZEBRA 3/8 Inch Extension



Item #: **WR0713128105**

- Standard: DIN 3123, ISO 3316
- Surface: Chrome-plated
- Drive: 3/8" square socket, ball catch groove
- Tip: 3/8" square head
- Length: 125 mm

Packing & Sold In: Each



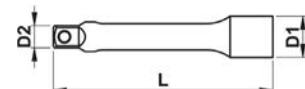
### ZEBRA 1/2 Inch Extension



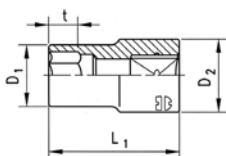
- Standard: DIN 3123, ISO 3316
  - Surface: Chrome-plated
  - Drive: 1/2" square socket, ball catch groove
  - Tip: 1/2" square head
- Packing & Sold In: Each



Item #	Length (mm)	D1 (mm)	D2 (mm)
WR0712138102	53	23	15
WR0712138103	75		
WR0712138105	125		
WR0712138110	250		
WR0712138118	457		17



## ZEBRA 1/2 Inch PowerDriv (12-Point) Socket



### Metric, short

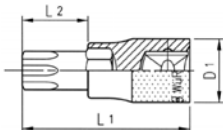
- Standard: DIN 3124, ISO 2725
- Surface: Chrome-plated, ground/matte
- Drive: 1/2" square socket, ball catch groove
- Tip: POWERDRIV®

Packing & Sold In: Each



Item #	(mm)	L1 (mm)	D1 (mm)	D2 (mm)	t (mm)
WR0712133108	8	36	12.9	21.9	7
WR0712133109	9		14		8
WR0712133110	10		15.4		10
WR0712133111	11		16.6		
WR0712133112	12		17.9		11
WR0712133113	13		19.1		
WR0712133114	14		20.4		
WR0712133115	15		21		
WR0712133116	16		22.5		16
WR0712133117	17		24		
WR0712133118	18	38	25.4	23.5	16
WR0712133119	19		26.5	24.7	
WR0712133120	20		27.9	25.5	19
WR0712133121	21		28.5	26	
WR0712133122	22		29.9	26.5	
WR0712133123	23		31.2	27.7	
WR0712133124	24	32	29	24	
WR0712133126	26	35	31.5		
WR0712133127	27	36	32.2		
WR0712133128	28	37.7	33.5		
WR0712133130	30	40	36	25	
WR0712133132	32	42	38.1		
WR0712133134	34	47	45.5	40	25
WR0712133136	36	50	48	42	28.5

## ZEBRA 1/2 Inch Socket Bits - Torx



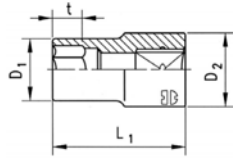
- Torx, short
- Design: Short
- Surface: Chrome-Plated
- Drive: 1/2" square socket, ball catch groove
- Tip: For TX screws

Packing & Sold In: Each



Item #	(mm)	L1 (mm)	L2 (mm)	D1 (mm)	
WR071513320	20	60	20	22.5	
WR071513325	25				
WR071513327	27				
WR071513330	30				
WR071513340	40				
WR071513345	45				
WR071513350	50				
WR071513355	55				
WR071513360	60				25
WR071513370	70				
WR071513380	80	28			
WR0715133100	100	80	42	26	

## ZEBRA 1/2 Inch PowerDriv (Hexagon) Socket

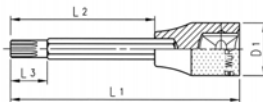


- Metric, long
- Surface: Chrome-plated, polished/matte
- Drive: 1/2" square socket, ball catch groove
- Tip: **POWERDRIV®** (Hexagon)

Packing & Sold In: Each

Item #	(mm)	L1 (mm)	D1 (mm)	D2 (mm)	t (mm)
WR0712132310	10	77	15.4	21.8	25.0
WR0712132311	11		16.6		
WR0712132312	12		17.9		
WR0712132313	13		19.1		
WR0712132314	14		20.4		
WR0712132315	15		21.6	21.6	
WR0712132316	16		22.6	22.6	
WR0712132317	17		24.1	24.1	
WR0712132318	18		25.4	25.4	
WR0712132319	19		26.5	26.5	
WR0712132320	20		27.8	27.8	
WR0712132321	21		28.2	28.2	
WR0712132322	22		29.7	29.7	
WR0712132323	23		31.2	27.0	
WR0712132324	24		31.7		
WR0712132326	26	35.4	33.0		
WR0712132327	27	35.7			
WR0712132328	28	37.6			
WR0712132330	30	39.8	33		
WR0712132332	32	41.9	34		

## ZEBRA 1/2 Inch Torx Socket Bits, Long

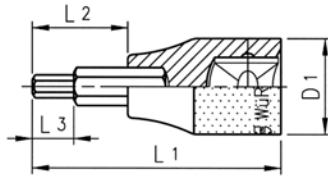


- Torx, long
- Surface: Chrome-plated
- Drive: 1/2" square socket, ball catch groove
- Tip: For TX screws

Packing & Sold In: Each

Item #	(mm)	L1 (mm)	L2 (mm)	L3 (mm)	D1 (mm)	
WR071513430	30	120	80	12.5	22.5	
WR071513440	40					
WR071513445	45					
WR071513450	50					
WR071513455	55	140	100	-		25
WR071513460	60					
WR071513470	70					

## ZEBRA 1/2 Inch Socket Bits

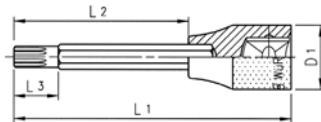


- Hexagon
- Surface: Chrome-plated, polished/matte
- Drive: 1/2" square socket, all catch groove
- DIN 7422



Packing & Sold In: Each

Item #	(mm)	L1 (mm)	L2 (mm)	L3 (mm)	D1 (mm)
WR0715137040	4	60	20	6	22.5
WR0715137051	5			7.5	
WR0715137060	6			9	
WR0715137062	6	140	100	10.5	
WR071513707	7	60	20		
WR0715137080	8	140	100	-	
WR0715137082	8	60	20		
WR0715137100	10	140	100		
WR0715137102	10	60	20		
WR0715137120	12	140	100	25	
WR0715137122	12	60	20		
WR071513714	14	140	100		
WR071513717	17	60	20	28	



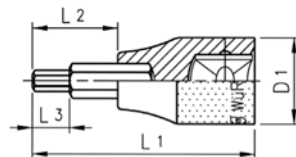
- 12-Point, Short
- Surface: Chrome-plated
- Drive: 1/2" square socket, ball catch groove



Packing & Sold In: Each

Item #	(mm)	L1 (mm)	L2 (mm)	L3 (mm)	D1 (mm)
WR071513805	5	60	20	4	22.5
WR071513806	6			5	
WR071513808	8			6	
WR0715138081	8	100	60		
WR071513810	10	60	20	6	
WR0715138101	10	100	60		
WR0715138121	12				
WR071513814	14	60	20	25	
WR0715138160	16			28	

## ZEBRA 1/2 Inch Hexagon Socket Bit, Short



- Standard
- Surface: Chrome-plated, polished/matte
- Drive: 1/2" square socket, ball catch groove

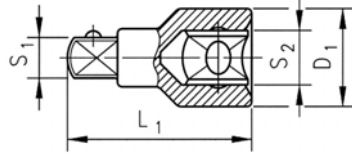


Packing & Sold In: Each

Item #	(in.)	L1 (mm)	L2 (mm)	L3 (mm)	D1 (mm)
WR071513751	7/32	60	20	8.34	22.5
WR071513752	1/4			9.53	
WR071513754	3/8			-	
WR071513756	1/2				



## ZEBRA Step-Down/Up Sockets



- Standard: DIN 3123, ISO 3316
  - Surface: Chrome-plated, polished
  - Material: Steel
- Packing & Sold In: Each

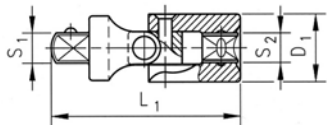


Item #	S2 (in)	S1 (in)	L1 (mm)	D1 (mm)
WR0713118401	1/4"	3/8"	24	12.5
WR0713128401	3/8"	1/4"	27	17
WR0713128402		1/2"	36	20
WR0712138401	1/2"	3/8"	38	23
WR0712138402		3/4"	44	25
WR071514108	3/4"	1/2"	53.5	34

## Zebra Universal Joints



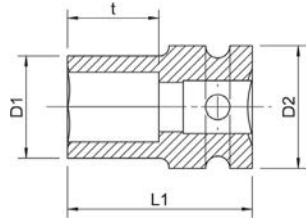
- Surface: Chrome-plated, polished
  - Remains in specified position
- Packing & Sold In: Each



Item #	S2 (in)	S1 (in)	L1 (mm)	D1 (mm)
WR0713118301	1/4"	1/4"	33	14
WR0713128301	3/8"	3/8"	55	17.5
WR0712138301	1/2"	1/2"	70	25



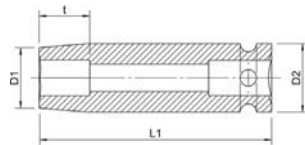
## 1/2 Inch Impact Sockets



- Metric, short
- For use with electric or pneumatic screwdrivers and impact tools
- Standard: DIN 3129, DIN 3121/ISO 1174
- Design: Forged, burnished
- Drive: Square socket 1/2"
- Tip: Hexagon

Packing & Sold In: Each

Item #	(mm)	L1 (mm)	D1 (mm)	D2 (mm)	t (mm)	
WR07141302	9.5	38	17	25	12	
WR07141303	10		20		10	
WR07141304	12		21		12	
WR07141305	13		42	22.5	30	13.5
WR07141306	14			23		12
WR07141307	15			25		12.5
WR071413071	16			26		13.5
WR07141308	17			27.3		15
WR071413081	18			28.5		14
WR07141309	19			30		14.5
WR071413091	21			32		17
WR07141310	22			34		20
WR07141311	24			38		19
WR07141312	27	42	20			
WR07141330	30	44	21.5			
WR07141332	32	46	18.5			
WR07141334	34	48				
WR07141336	36					

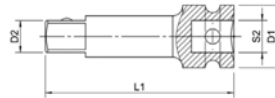


- Metric, long
- For use with electric or pneumatic screwdrivers and impact tools
- Standard: DIN 3129, DIN 3121/ISO 1174
- Design: Forged, burnished
- Drive: Square socket 1/2"
- Tip: Hexagon

Packing & Sold In: Each

Item #	(mm)	L1 (mm)	D1 (mm)	D2 (mm)	t (mm)
WR07141313	13	78	20.5	30	17
WR071413131	16		24		
WR07141314	17		26		
WR071413142	18		27.3		
WR07141315	19		28		
WR071413151	21		30		
WR07141316	22		32		
WR07141317	24		34		
WR07141318	27		38		

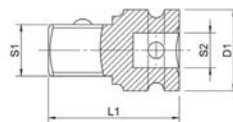
## 1/2 Inch Impact Extensions



- For use with electric or pneumatic screwdrivers and impact tools
  - Standard: DIN 3121/ISO 1174
  - Design: Forged, burnished
  - Drive: Square socket 1/2"
  - Tip: External square drive 1/2", with ball lock
- Packing & Sold In: Each

Item #	S2 (in)	L1 (mm)	D1 (mm)	D2 (in)
WR07141322	1/2"	75	25	1/2"
WR07141323	1/2"	150		1/2"

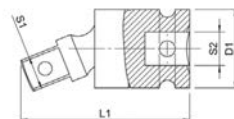
## Impact Step-Up Socket - 1/2 Inch to 3/4 Inch



- For all electrical or compressed air-driven screwdrivers and impact tools
  - Drop-forged steel guarantees high breaking and wear resistance
  - Standard: DIN 3121/ISO 1174
  - Design: Forged, burnished
  - Drive: 1/2" square socket
  - Tip: 3/4" square head
- Packing & Sold In: Each

Item #	S2 (in)	S1 (in)	L1 (mm)	D1 (mm)
WR07141328	1/2"	3/4"	48	30

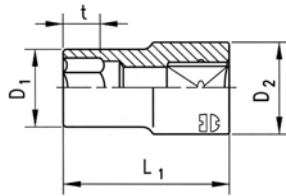
## 1/2 Inch Impact Universal Joint



- For use with electric or pneumatic screwdrivers and impact tools
  - Standard: DIN 3121/ISO 1174
  - Design: Forged, burnished
  - Drive: square socket 1/2"
  - Tip: External square drive 1/2", with ball lock
- Packing & Sold In: Each

Item #	S2 (in)	S1 (in)	L1 (mm)	D1 (mm)
WR0714138351	1/2"	1/2"	63	30

**ZEBRA 1/4 Inch Multi-Sockets**



- 12-Point
  - Surface: Chrome-plated, polished
  - Drive: 1/4" square socket
  - Tip: 12-point
- Packing & Sold In: Each

Item #	Multi-profile (mm)	Possible Uses				L1 (mm)	D1 (mm)	D2 (mm)	t (mm)
		Hexagon/ Bi-hexagon	Hexagon	TX Head	Square				
WR071311304	4	Size 4	5/32"	E 5	-	22	6.8	11.9	5
WR071311305	5	Size 5	-	-	Size 4		8.1		
WR0713113055	5.5	Size 5.5	7/32"	-	Size 4.5		8.7		
WR071311306	6	Size 6	-	E 8	Size 5		9.3		
WR071311307	7	Size 7	9/32"	-	-		10.8		
WR071311308	8	Size 8	5/16"	E 10	-		11.9		
WR071311309	9	Size 9	11/32"	-	-		13.4	13.4	7
WR071311310	10	Size 10	3/8"	E 12	Size 8		14.5	14.5	10
WR071311311	11	Size 11	7/16"	E 14	Size 9		15.9	15.9	
WR071311312	12	Size 12	15/32"	E 16	Size 10		16.9	16.9	
WR071311313	13	Size 13	1/2"	-	-		18.0	18.0	11
WR071311314	14	Size 14	9/16"	E 18	-		19.6	19.6	

## ZEBRA 1/4 Inch Multi-Socket Assortment (32 Pieces)



Item # WR096511032 32 piece set

The multiple profile is suitable for the five most common screw heads (hexagon metric, square metric, bi-hex metric, hexagon inch, TX head)

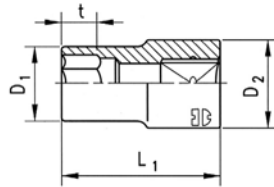
- Supplied in a metal box with high-quality foam insert compartment with clamping effect
- 12 sockets
- 14 1/4" bits
- Packing & Sold In: Each

**Includes:**

Item #	Description	Drive	Length
WR0713118301	Universal Joint	□	33 mm
WR0613430311	Screwdriver handle		216 mm
WR07151101	Adapter with quick change chuck	⊖	30 mm
WR071311304 Thru WR071311314	12 multi-use sockets, one each sizes 4-14	⊙	22 mm
WR0614176461	Bit PH 2	+	25 mm
WR061417693	Bit hex, socket size 3	⊖	
WR061417694	Bit hex, socket size 4		
WR061417696	Bit hex, socket size 6		
WR06143110	TX 10	⊕	Sold in multiple of 5 each 25 mm
Only available in set	TX 15		
WR06143120	TX 20		
WR06143125	TX 25		
WR06143127	TX 27		
WR06143130	TX 30		



## ZEBRA 3/8 Inch Multi-Sockets



- 12-Point
  - Surface: chrome-plated, polished
  - Drive: 3/8" square socket
  - Tip: 12-Point
- Packing & Sold In: Each

Item #	Multi-profile (mm)	Possible Uses				L1 (mm)	D1 (mm)	D2 (mm)	t (mm)	
		6-sd./12-sd. (mm)	6-sided (in.)	Outer TX TX	4-sided (mm)					
WR071312306	6	6 mm	-	E8	5 mm	25.5	9.3	17	7	
WR0713123063	6.3	6.3 mm	1/4"	-			9.9			
WR071312307	7	7 mm	9/32"	-			10.9			
WR071312308	8	8 mm	5/16"	E10			11.8			
WR071312309	9	9 mm	11/32"	-			13.4			
WR071312310	10	10 mm	3/8"	E12	8 mm		14.6		8	
WR071312311	11	11 mm	7/16"	E14	9 mm		15.9			
WR071312312	12	12 mm	15/32"	E16	10 mm		17			
WR071312313	13	13 mm	1/2"	-			18.4			
WR071312314	14	14 mm	9/16"	E18	-					
WR071312315	15	15 mm	19/32"	-	12 mm	27	19.6	18	13	
WR071312316	16	16 mm	5/8"	E20	13 mm		20.9			19
WR071312317	17	17 mm	-	-	14 mm		22			20
WR071312318	18	18 mm	-	E22	-		23.4			21
WR071312319	19	19 mm	3/4"	E24	-	29	24.5	21.5	14	
WR071312320	20	20 mm	25/32"	-	16 mm		25.6			22.5
WR071312321	21	21 mm	13/16"	E26	17 mm		26.8			23.5
WR071312322	22	22 mm	7/8"	E28	18 mm	31	27.9	24.5	16	
							29.6	26		

## ZEBRA 3/8 Inch Multi-Socket Assortment (22 Pieces)



Item # WR096512022 22 piece set

**Newly developed multi-purpose profile fitting the 5 most common screw heads**

- Hexagon metric, square metric, bi-hexagon metric, hexagon inch and external Torx
- Geometry: Short
- Supplied in a metal box with high-quality foam insert compartment
- High-quality multi-use socket bits guarantee a long service life
- Chrome-plated and polished
- Bit: 12-sided, multi-profile



Hexagonal metric



Bi-hexagonal metric



Hexagon inch



Square metric



External Torx

## ZEBRA Step-Up And Step-Down Socket Assortment (8 Pieces)



Item # WR09651280 8 piece set

**Combined adapter assortment with most common socket wrench and bit adapters**

**Socket Wrench Adapters** (1 each)

3/4" - 1/2", 1/2" - 3/4", 1/2" - 3/8",  
3/8" - 1/4", 1/4" - 3/8", 3/8" - 1/2"

**Bit Adapters**

1/4" - 1/4", 3/8" - 5/16"

## ZEBRA 1/2 Inch Torx, Multi-Point, and Allen Socket Assortment (31 Pieces)



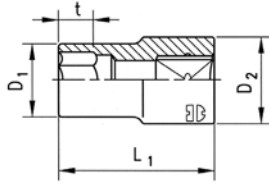
Item # WR096513310 31 piece set

**Complete 1/2" assortment with short and long Allen, inner TX and multi-point sockets. Contents especially matched to automotive and cargo applications**

- Metal box 350 x 260 x 55 mm (13-3/4" x 10-1/4" x 2-3/16")
- 8 TX socket wrenches, short version TX 25, 27, 30, 40, 45, 50, 55, 60
- 4 TX socket wrenches, long version TX 30, 40, 50, 60
- 4 Multi-point socket wrenches, short version M 5, 6, 8, 10
- 3 Multi-point socket wrenches, long version M 8, 10, 12
- 8 Allen socket wrenches, short version 5, 6, 7, 8, 10, 12, 14, 17 mm
- 4 Allen socket wrenches, long version 6, 8, 10, 12 mm



## ZEBRA 1/2 Inch Multi-Sockets



- 12-Point, Multi-profile for the five most common screw head drives
  - Surface: Chrome-plated, polished
  - Drive: 1/2" square socket
  - Tip: 12-point, multi-profile
- Packing & Sold In: Each



Item #	Multi-profile (mm)	Possible Uses				L1 (mm)	D1 (mm)	D2 (mm)	t (mm)
		6-pt./12-pt. (mm)	6-pt. (in.)	Outer TX TX	4-pt. (mm)				
WR071213410	10	10	3/8"	E 12	8	36	15.5	23.0	9
WR071213411	11	11	7/16"	E 14	9		16.7		10
WR071213412	12	12	15/32"	E 16	10		18.0		11
WR071213413	13	13	1/2"	-	-		19.2		13
WR071213414	14	14	9/16"	E 18	-		20.5		
WR071213415	15	15	19/32"	-	12		21.7		
WR071213416	16	16	5/8"	E 20	13		23.0		
WR071213417	17	17	-	-	14		24.2		23.2
WR071213418	18	18	-	E 22	-		25.5		23.5
WR071213419	19	19	3/4"	E 24	-		26.7		24.7
WR071213420	20	20	25/32"	-	16	28.0	25.5		
WR071213421	21	21	13/16"	E 26	17	38	29.2	26.0	16
WR071213422	22	22	7/8"	E 28	18		30.5	26.5	
WR071213424	24	24	15/16"	E 30	19		33.0	29.0	18
WR071213426	26	26	-	E 32	21		35.5	31.5	
WR071213427	27	27	1 1/16"	E 34	22	44	36.7	32.2	20
WR071213428	28	28	1 1/8"	E 36	23		38.0	33.5	
WR071213430	30	30	1 3/16"	E 38	24		40.5	36.0	22
WR071213432	32	32	1 1/4"	E 40	26		43.0	38.1	

## ZEBRA 1/2 Inch Standard Hexagon Socket Assortment (21 Pieces)



Item # WR09651321 21 piece set

- 1 ratchet
- 1 125mm extension
- 1 250mm extension
- 1 universal joint
- 17 Socket Wrench Inserts Sizes
- 3/8", 7/16", 1/2", 9/16", 19/32", 5/8", 11/16", 3/4", 25/32", 13/16", 7/8", 15/16", 1-1/16", 1-1/8", 1-3/16", 1-1/4"



## ZEBRA 1/2 Inch Multi-Socket Assortment (23 Pieces)



Item # **WR096513023** 23 piece set

- Supplied in a metal box and a high-quality foam insert to hold each piece in place
- Box: 405 x 160 x 50 mm (approx.: 16" x 6-5/16" x 2")



Item #	Designation	Tip	Length
WR07120120	Ratchet		250 mm
WR0712138105	Extension Bar		125 mm
WR0712138110	Extension Bar		250 mm
WR0712138301	Universal Joint		70 mm

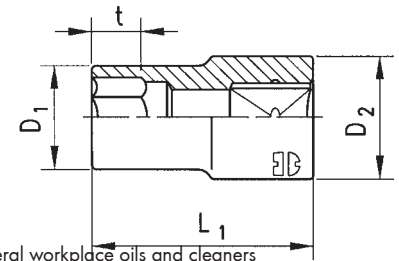
Designation	Tip	Length	Item #
19 multi-sockets, 1 ea., 10-32 mm		36 - 44 mm	See table below for details

### 1/2" Universal Joint

Standard: DIN 3123, ISO 3316  
 Finish: Chrome-plated  
 Input drive: 1/2", ball groove  
 Output drive: 1/2"  
 Joint: Spring-loaded, stays in set position

### 1/2" High-Performance Ratchet

- Easy handling and maximum service life
- Drive: 12.5mm / 1/2"
- Standard, DIN 3122, ISO 3315
- Head: Fine-toothed, 72 teeth, 5° rotating angle
- Chrome-plated with anti-slip 2-component handle resistant to general workplace oils and cleaners
- Top quality, tested by German TÜV SÜD product service
- Handy directional switch for easy switching, even with oily fingers; can be operated with one hand
- Chamfer on square enables easier pull-off as better gripping is possible
- Offset ratchet body enables more clearance for gripping with screw connections



### 1/2" Extension Bars

Standard: DIN 3123, ISO 3316  
 Finish: chrome-plated  
 Input drive: 1/2" ball groove  
 Output drive: 1/2"

Includes:	Multi-profile	Possible uses						Note: This is a metric set. Standard sizes are only approximate equivalencies and may not work in all applications!				
		6/12 sided/12		6 sided		Outside Torx	4 Sided	L1	D1	D2	t	
Item #	in mm	in mm	bolt sz	head sz	in TX	in mm	in mm	in mm	in mm	in mm		
WR071213410	10	10	1/4"	3/8"	E12	8 mm	36	15.5	23	9		
WR071213411	11	11	1/4"	7/16"	E14	9 mm		16.7		10		
WR071213412	12	12	-	15/32"	E16	10 mm		18		11		
WR071213413	13	13	5/16"	1/2"	-	-		19.2		13		
WR071213414	14	14	3/8"	9/16"	E18	-		20.5		13		
WR071213415	15	15	-	19/32"	-	12 mm		21.7		13		
WR071213416	16	16	7/16"	5/8"	E20	13 mm		23		13		
WR071213417	17	17	-	-	-	14 mm		24.2		23.2	14	
WR071213418	18	18	-	-	E22	-		25.5		23.5	14	
WR071213419	19	19	1/2"	"	E24	-		26.7		24.7	14	
WR071213420	20	20	-	25/32"	-	16 mm	28	25.5	14			
WR071213421	21	21	9/16"	13/16"	E26	17 mm	38	29.2	26	16		
WR071213422	22	22	-	7/8"	E28	18 mm		30.5	26.5			
WR071213424	24	24	5/8"	15/16"	E30	19 mm		33	29			
WR071213426	26	26	-	-	E32	21 mm		35.5	31.5			
WR071213427	27	27	-	1-1/16"	E34	22 mm		36.7	32.2			
WR071213428	28	28	3/4"	1-1/8"	E36	23 mm		38	33.5			
WR071213430	30	30	-	1-3/16"	E38	24 mm		40.5	36			
WR071213432	32	32	-	-	E40	26 mm		43	38.1			
WR071213430	30	30	-	-	E38	24 mm		44	40.5		36	22
WR071213432	32	32	-	-	E40	26 mm			43		38.1	24



Suitable for the five most common screw head drives:

- Hexagon metric
- Square metric
- Bi-hexagon metric
- Hexagon standard
- TX head

## ZEBRA Pass-Through Reversible Ratchet Assortment (14 Pieces)

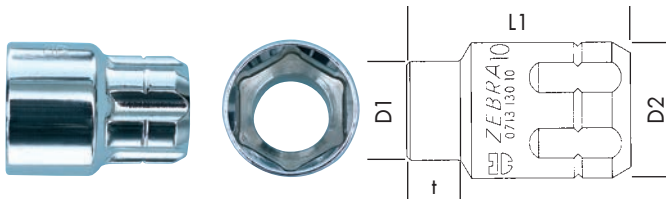


**Item # WR07131300 14 piece set**

- Low-profile allows for access to narrow spaces
- Pass-through feature makes this set ideal for fastening hardware to long bolts and threaded rods
- Included socket adapters (1/4" & 3/8") can be used with any standard wrench
- Includes high-quality metal box for storage and transportation

**Sockets**

Bit: Hexagon, metric, POWERDRIV®  
Model: Chrome-plated, polished



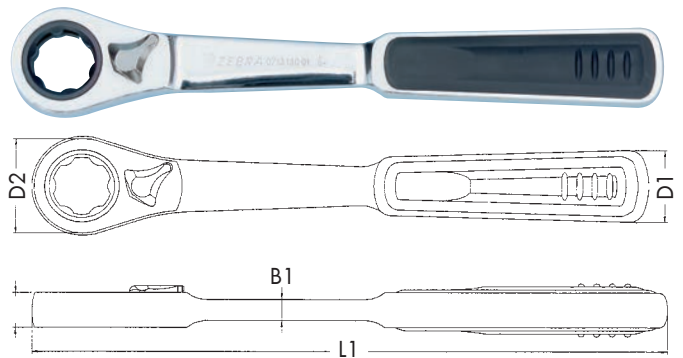
Item #	Designation	Length in mm
WR071313001	Ratchet	205
WR071313002	Extension	76
WR071313003	Adapter 1/4"	26
WR071313004	Adapter 3/8"	30
See table below for details	10 sockets, 10-19 mm	32

**Includes:**


Item #		L1 mm	t mm	D1 mm	D2 mm
	in mm				
WR071313010	10	32	7	14.7	19.5
WR071313011	11			15.4	
WR071313012	12			16.6	
WR071313013	13		8.5	17.7	
WR071313014	14		9.5	18.9	
WR071313015	15		11.5	20.1	
WR071313016	16	12		21.2	
WR071313017	17			22.4	
WR071313018	18			23.6	
WR071313019	19			24.8	

**Ratchet**

Head: 72 teeth, 5° rotating angle, round, compact head, one-hand operation with reversing lever for clockwise and counter-clockwise operation  
Model: Chrome-plated, polished, very slim design



Item #	L1 mm	B1 mm	B2 mm	D1 mm	D2 mm
WR071313001	205	7	11.5	24.7	32.5



Low height of the through-ratchet as compared to the standard ratchet



Thanks to the through-hole, long bolts and threaded rods can be processed



Through-ratchet with adapter ejector enables an easy removal of the socket spanner

## ZEBRA 1/4 Inch Socket Wrench Assortment



Item # **WR096590001** 33 piece set

**33 pcs, with drive tool**

**Contents:**

- Hexagon socket wrench inserts: SW 4; 5; 5.5; 6; 7; 8; 9; 10; 11; 12; 13; 14
- 100 and 150 mm extension
- Universal joint
- Adapter with quick-change chuck
- 1/4 inch Ratchet
- ZEBRA handle
- 3 bits: PH1; PH2; PH3
- 1 bit slotted 0.8 x 5.5mm
- 7 bits TX: TX10; 15; 20; 25; 27; 30; 40mm
- 4 hexagon bits, sizes 3, 4, 5, 6
- Foam insert


## ZEBRA 1/2 Inch Socket Wrench Assortment

Item # **WR0965900201** 17 piece set



**17 Pieces**

- Inner TX  
TX 20, TX 25, TX 27, TX 30, TX 40,  
TX 45, TX 50, TX 55, TX 60.
- Outer TX  
E 10, E 11, E 12, E 14, E 16, E 18,  
E 20, E 24
- Foam insert





## ZEBRA Combination Pliers



### THE HANDLE IS CRITICAL

Optimal power distribution – Comfortable grip without pressure points thanks to special handle geometry



Slim collar shape - for optimal accessibility in tight work areas

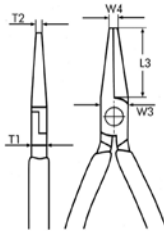
- 2K grip for gripping, holding and cutting hard and soft wires and cables
  - DIN ISO 5746
  - High-quality steel construction ensures long tool life and precision of gripping and cutting surfaces
  - Extra-long blade also suitable for thicker cables
  - Ergonomic and slip-free 2K comfort handle with narrow collar profile for comfortable working and optimum force transfer
  - Inductively hardened precision blades
  - Burner hole for gripping round materials
  - Surface: Entirely ground and chrome-plated
  - Joint: Lap joint
- Packing & Sold In: Each

Item #	Length (in.)	Length (mm)	Medium-hard wire	Hard wire	Copper and aluminum cable	
WR071401554	6 - 1/2"	170	3.1 mm diameter	2.0 mm diameter	10.0 mm diameter	16 mm <sup>2</sup>
WR071401555	7"	180	3.4 mm diameter	2.2 mm diameter	12.0 mm diameter	
WR071401556	8"	200	3.8 mm diameter	2.5 mm diameter	13.0 mm diameter	

### ZEBRA Needle Nose Pliers



- 2K grip for gripping, holding and cutting soft and hard wires and cables
  - DIN ISO 5745
  - High-quality steel construction ensures long tool life and precision of gripping and cutting surfaces
  - Elastic tips for high stresses, especially under bending forces
  - Ergonomic and slip-free 2K comfort handle with narrow collar profile for comfortable working and optimum force transfer
  - Blades: Additional inductive hardening
  - Surface: Entirely ground and chrome-plated
  - Gripping surfaces: Toothed
  - Joint: Lap joint
- Packing & Sold In: Each



Item #	Length (in)	Length (mm)	Tip Geometry	Jaw shape	L3 (mm)	W3 (mm)	T1 (mm)	W4 (mm)	T2 (mm)
WR071401557	8-1/4"	210			76	17.5	9.5	4	3
WR071401558					72				
WR071401559	6-1/4"	160			50	16.5	9	3	2.5
WR071401562					46				

### ZEBRA Side Cutters



- 2K grip for cutting hard and soft wires and cables, including in hard-to-reach places
  - DIN ISO 5749
  - High-quality tool steel ensures long service life and precision of blades
  - Slim head shape for optimum accessibility
  - Ergonomic and slip-free 2K comfort handle with narrow collar profile for comfortable working and optimum force transfer
  - Inductively hardened precision blades
  - Surface entirely ground and chrome-plated
  - Lap joint
- Packing & Sold In: Each



Milled precision cutting edge saves strength and gives a clean cut!

Item #	Length (in.)	Length (mm)	Soft wire	Medium-hard wire	Hard wire
WR071401566	5 - 1/2"	140	4.0 mm diameter	2.5 mm diameter	1.8 mm diameter
WR071401567	6 - 1/4"	160		2.8 mm diameter	2.0 mm diameter
WR071401568	7"	180		3.0 mm diameter	2.5 mm diameter

## ZEBRA Power Side Cutters



- 2K grip for cutting piano wire, hard and soft wire
- DIN ISO 5749
- Strength-saving. Milled precision cutting edge for clean cuts
- High-quality steel ensures long service life and precision of blades
- Ergonomic and slip-free 2K comfort grip handle with narrow collar profile for comfortable working and optimum force transfer
- Inductively hardened precision blades
- Surface: Ground and chrome-plated
- Joint: Lap joint, forged-on rivets

Packing & Sold In: Each

Item #	Length (in.)	Length (mm)	Soft wire	Medium-hard wire	Hard wire	Piano wire
WR071401551	5 - 1/2"	140	4.0 mm diameter	3.1 mm diameter	2.0 mm diameter	1.5 mm diameter
WR071401552	6 - 1/4"	160		3.4 mm diameter	2.5 mm diameter	2.0 mm diameter
WR071401553	7"	180		3.8 mm diameter	2.7 mm diameter	2.2 mm diameter
WR071401598	8"	200	4.5 mm diameter	4.2 mm diameter	3.0 mm diameter	2.5 mm diameter

## ZEBRA Heavy-Duty Side Cutters, Reversible



- 2 tools in one: Side cutters with connectible lever transmission
- High cutting power cuts thick cables
- Avoids hard cutting impact found with conventional side cutters
- Precision cutting ensures a long service life
- Manufactured from high-grade steel
- Safe handling
- Ergonomic 2K plastic handle with non-slip surface
- Surface: Chrome-plated
- Joint: Launched

Packing & Sold In: Each



By pressing the power button, you get twice the cutting power!



### 2 in 1!

Side cutters with connectible lever transmission



Item #	Length (in.)	Length (mm)	Soft wire	Medium-hard wire	Hard wire	Piano wire
WR071401599	8"	200	5 mm diameter	4.5 mm diameter	3.5 mm diameter	3 mm diameter

## ZEBRA Wire Stripping Pliers



- 2K grip, precise, effortless stripping of cables and wires with plastic or rubber insulation
- High-quality steel construction
- Long service life and precision of cutting surfaces.
- For single, multi and fine-wire conductors
- Opening spring opens pliers automatically
- Ergonomic and non-slip 2K comfort handle with narrow collar profile
- Comfortable working and optimum power transmission
- Adjustment screw can be fixed in place with knurled nut
- Surface: Entirely ground and chrome-plated
- Joint: Lap joint

Packing & Sold In: Each

Item #	Length (in)	Length (mm)	Diameter (mm)	(mm) <sup>2</sup>
WR071401550	6-1/4"	160	5	10

## ZEBRA Water Pump Pliers



- 2K grip, self-locking water pump pliers with push-button adjustment
- DIN ISO 8976
- Rapid and convenient fine adjustment at the push of a button
- Hardened precision teeth
- High wear resistance and secure grip
- Ergonomic and non-slip 2K comfort handle with narrow collar profile
- Comfortable working and optimum power transmission
- Huge gripping capacity with slim design

Packing & Sold In: Each

Item #	Length (in)	Length (mm)	Min./Max. Grip Range
WR071401563	10"	250	16 - 46 mm



**With  
PUSH BUTTON ADJUSTMENT  
and hardened precision teeth**

**ZEBRA Pliers and Cutters Sets**



**Item # WR071401560 4 piece set**

- 2K grip, set of one of each combination pliers, wire stripping pliers, needle nose pliers, and power side cutters
- High-quality steel construction ensures long service life and precision of gripping and cutting surfaces
- Combination pliers with extra-long blade also suitable for thicker cables
- Wire stripping pliers with opening spring for automatic opening
- Needle nose pliers with tips for high bending stresses
- Heavy-duty side cutters for piano wire, hard and soft wire
- Ergonomic and slip-free 2K comfort handle with narrow collar profile for comfortable working and optimum force transfer

**Includes:**

Item #	Contents	Length (in)	Length (mm)
WR071401555	Zebra Combination Pliers	7"	180
WR071401550	Zebra Wire Stripping Pliers	6-1/4"	160
WR071401557	Zebra Needle Nose Pliers	8-1/4"	210



**Item # WR071401565 4 piece set**



- 2K grip, set of one of each combination pliers, water pump pliers, needle nose pliers, and power side cutters
- High-quality steel construction ensures long service life and precision of gripping and cutting surfaces
- Combination pliers with extra-long blade also suitable for thicker cables
- Water pump pliers with convenient quick adjustment
- Needle nose pliers with tips for high bending stresses
- Heavy-duty side cutters for piano wire, hard and soft wire
- Ergonomic and slip-free 2K comfort handle with narrow collar profile for comfortable working and optimum force transfer

**Includes:**

Item #	Contents	Length (in)	Length (mm)
WR071401555	Zebra Combination Pliers	7"	180
WR071401563	Zebra Water Pump Pliers	10"	250
WR071401557	Zebra Needle Nose Pliers	8-1/4"	210
WR071401552	Zebra Power Side Cutters	6-1/4"	160



## ZEBRA Pliers Assortment



**THE HANDLE IS CRITICAL**


Optimal power distribution – Comfortable grip without pressure points thanks to special handle geometry

**Item # WR0965900600 4 piece set**

- 2K Grip
- 4 piece set of 2K grip pliers
- Foam drawer insert and cutters

**Includes:**

Item #	Contents	Length (in)	Length (mm)
WR071401555	Zebra Combination Pliers	7"	180
WR071401563	Zebra Water Pump Pliers	10"	250
WR071401557	Zebra Needle Nose Pliers	8-1/4"	210
WR071401552	Zebra Power Side Cutters	6-1/4"	160



Side cutters:  
160 mm

Combination pliers:  
180 mm

Needle nose pliers:  
210 mm

Water pump pliers:  
250 mm



### Circlip Pliers Form A/B



- For shaft locking rings
- Standard: DIN 5254
- Handle: Plastic-coated
- Guarantees a secure grip, prevents slippage
- Compressed Spring Steel Tip
- Optimized stability for use with tight fitting and seized rings
- Inserted Tips
- Offers maximum strength when loosening tight-fitting/seized rings and allows rings to be installed with minimal distortion
- Screwed and Mounted Joint
- High precision and optimized movement
- Large Contact Surfaces
- Rings mounted with minimal torsion
- Pliers Head
- Slim design for optimum access to work piece, especially in hard-to-reach areas
- Internal Spring
- Lies protected in the internal joint

Packing & Sold In: Each

Item #	Length (mm)		Min./Max. grip range	Tenon diameter (mm)	Jaws length (mm)	Hook length (mm)
WR07140211	140	A Straight	3 - 10	0.9	39	-
WR07140212			10 - 25	1.25	38	
WR07140213	180		19 - 60	1.8	56	
WR07140214	225		40 - 100	2.25	70	
WR07140215	320		85 - 140	3.2	92	
WR07140216	130	B 90°	3 - 10	0.9	27	12
WR07140217			10 - 25	1.25	40	15
WR07140218	165		19 - 60	1.8	55	16
WR07140219	210		40 - 100	2.25	73	20
WR07140220	305		85 - 140	3.2		

### Circlip Pliers Form C/D



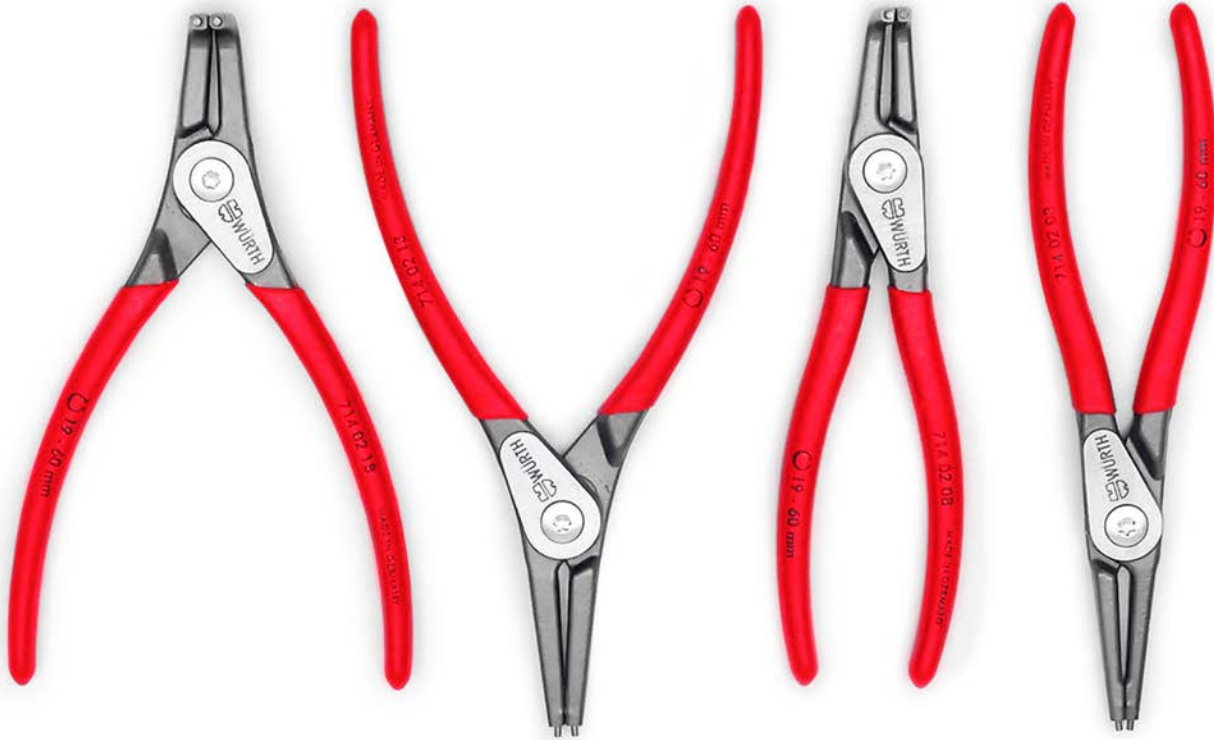
- For retaining rings (bore circlips)
- Standard: DIN 5256
- Handle: Plastic-coated
- Guarantees a secure grip, slip-resistant
- Compressed Spring Steel Tip
- Optimized stability for use with tight-fitting and seized rings
- Inserted Tips
- Offers maximum strength when loosening tight-fitting/seized rings and allows rings to be installed with minimal distortion
- Screwed and Mounted Joint
- High precision and optimized movement
- Large Contact Surfaces
- Rings mounted with minimal torsion
- Pliers Head
- Slim design for optimum access to work piece, especially in hard-to-reach areas

Packing & Sold In: Each

Item #	Length (mm)		Min./Max. grip range	Tenon diameter (mm)	Jaws length (mm)	Hook length (mm)
WR07140201	140	C Straight	8 - 13	0.9	39	-
WR07140202			12 - 25	1.25	38	
WR07140203	180		19 - 60	1.8	54	
WR07140204	225		40 - 100	2.25	65	
WR07140205	320		85 - 140	3.2	91	
WR07140206	130	D 90°	8 - 13	0.9	26	12
WR07140207			12 - 25	1.25	40	14
WR07140208	165		19 - 60	1.8	49	16
WR07140209	210		40 - 100	2.25	73	20
WR07140210	305		85 - 140	3.2		

## Circlip Plier Set (4 Pieces)

Item #: WR07140230



- 4-piece set
- Handle: Plastic-coated
- Guarantees a secure grip, prevents slippage
- Tip from compressed spring steel
- Optimized stability, even with seized rings
- Inserted tips
- Offers maximum strength when loosening seized rings and allows rings to be installed with minimal distortion
- Screwed and mounted joint
- High precision and optimized movement
- Large locating faces
- Rings mounted without torsion
- Pliers head
- Narrow design for optimum access to workpiece, including in hard-to-reach spots
- Contents:
  - Form A Circlip Pliers, 19 - 60 mm grip range
  - Form B Circlip Pliers, 19 - 60 mm grip range
  - Form C Circlip Pliers, 19 - 60 mm grip range
  - Form D Circlip Pliers, 19 - 60 mm grip range

**Includes:**

Item #	Form / Grip Range
WR07140213	Form A, 19 - 60 mm
WR07140218	Form B, 19 - 60 mm
WR07140203	Form C, 19 - 60 mm
WR07140208	Form D, 19 - 60 mm

## Zebra Vice-Grip Locking Pliers



**Features:**

- Effortless release lever with spring mechanism
- One-hand operation - pull-action rather than push-action
- Lock nut for fixing clamping width, setting retained for repetitive applications
- Ergonomic design
- Comfortable and effortless handling
- High-quality epoxy coating, welding beads roll off
- 10x better rust resistance than Nickel coatings

Packing & Sold In: Each

**Straight Jaws**

Item #	Length (mm)	Clamping width (mm)
WR07150909	190	0-42
WR07150910	235	0-63



**Long Straight Jaws**

Item #	Length (mm)	Clamping width (mm)
WR07150904	235	0-70



**Semi-Circular Jaws**

Item #	Length (mm)	Clamping width (mm)
WR07150906	135	0-30
WR07150907	190	0-42
WR07150908	235	0-63



## Zebra Sheet Metal Snips - Short Length



### Maneuverable , powerful and compact



- Double Leverage
- Lower application of force with simultaneously increased cutting performance
- No slipping and no serration
- Perfect Design
- Small and lightweight
- Easily stores in most pockets
- Extremely Compact Shearing Head
- Ideal for cutting extremely tight radii and for hard-to-reach places
- Combined Lock and Stop
- Combined lock and stop for improved safety
- Cutting snips can be quickly and easily closed and kept closed
- Ergonomically shaped handle
- Easy to grip
- Allows for lower fatigue

Packing & Sold In: Each

Item #	Version	Length (mm)	Cutting capacity (mm)	
			Steel	Stainless Steel
WR071303200	Right-hand cutting	180	1.2	0.8

## Zebra Sheet Metal Snips



### Leverage Sheet Metal Cutting Snips For Continuous And Shaped Cuts

- Rounded grip made from 2-component plastic
- Prevents hands from slipping
- Lower handle made from 1-component plastic
- Simply slide your finger over the lower handle when opening and closing the handle
- Handle heights prevent the cutting snips from slipping out of your hand
- Allows for safe execution
- Long service life
- Cutting head manufactured from stainless steel, die-forged
- Induction hardened cutting edges
- Non-serrated cutting geometry
- Helps prevent sheet metal slipping
- Lever transmission
- High cutting power with less effort

Packing & Sold In: Each



#### Ideal Snips for continuous and figure cutting

Item #	Version	Length (mm)	Cutting capacity (mm)	
			Steel	Stainless Steel
WR071303100	Right-hand cutting	260	1.8	1.2
WR071303110	Left-hand cutting			



- Longer service life
- Especially suitable for cutting stainless steel

#### Ideal Carbide Snips with carbide cutting edges for continuous and figure cutting

Item #	Version	Length (mm)	Cutting capacity (mm)	
			Steel	Stainless Steel
WR071303130	Right-hand cutting	260	1.8	1.2
WR071303135	Left-hand cutting			



#### Figure Snips for continuous and tight figure cutting

Item #	Version	Length (mm)	Cutting capacity (mm)	
			Steel	Stainless Steel
WR071303115	Right-hand cutting	260	1.8	1.2
WR071303120	Left-hand cutting			



### Limited Edition Drill & Drive Set, 31 Piece



- Limited edition with Reinhold Würth signature
- Tool sizes are marked on the insert for easy organization

<b>Item #</b>
WR0624932020

For more detail -  
See [wurthlac.com](http://wurthlac.com)



### In-Line Blow Gun



- Unique "full flow" straight-through design will not restrict down stream air flow
- Made of zinc and chrome-plated for durability and superior corrosion resistance
- Becomes a standard blowgun when one of the two 1/4" ports are plugged

Item #	NPT	Max Pressure	SCFM	OSHA Compliant
WR17149227	1/4"	150 PSI	13	Yes



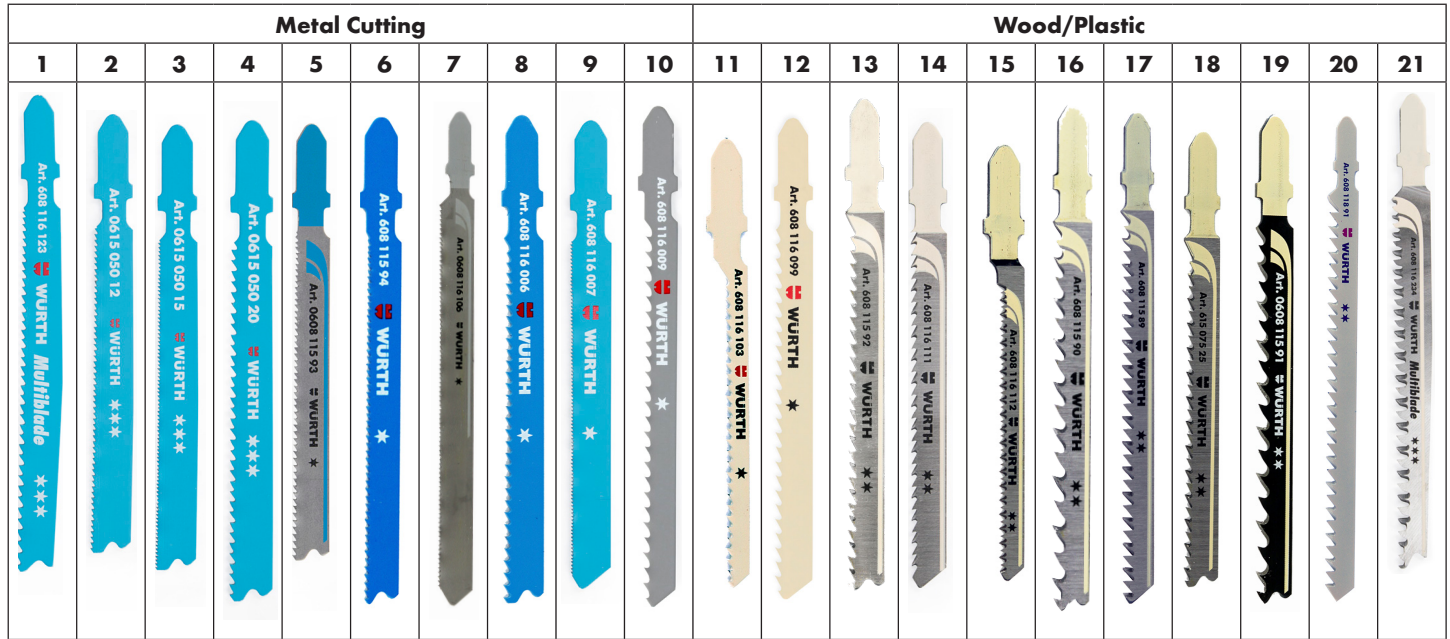
### Polyurethane Air Hose, Field Repairable



- Retains flexibility in subzero temperatures (down to -40° F)
- Resistant to lubricating oils, greases and abrasion

Item #	Hose I.D	Length	Fittings, NPT
WR69991425	1/4"	25'	1/4"
WR69991450	1/4"	50'	1/4"

## Jig Saw Blades, T-Shank



	Item #	Per Pack	Overall Length	Teeth per Inch	Type of Blade	Material Thickness
<b>High Speed Steel (HSS) Metal Cutting Blades</b>						
1	WR0608116123	5	4"	20	High Perf – Cuts Sheet Metal, SS, Nonferrous Metal, Plastics, And Fiberglass - For Fast Cuts And Long Life In Thick/Thin Metal Pipes & Metal Profiles	Sheet Metal 5/64"-3/8", SS 1/16" - 1/8", Nonferrous Metal 5/64" -3/4", Plastics 1/16"
2	WR061505012	5	3"	24	Bi-Metal, Break Resistant – Cuts Thin Metals (Ferrous & Non-Ferrous) - For Straight Cuts, Long Life	1/16" - 1/8"
3	WR061505015	5	3"	18	Bi-Metal, Break Resistant – Cuts Med - Thin Metals (Ferrous & Non-Ferrous) – For Straight Cuts, Long Life	5/64" - 7/32"
4	WR061505020	5	3-5/8"	14	Bi-Metal, Break Resistant – For Cutting Medium-Thin Metals (Ferrous & Non-Ferrous) – For Straight Cuts, Long Life	1/8" - 1/4"
5	WR060811593	5	3-5/8"	17-24	Economical – Cuts thin metals (Ferrous & Non-Ferrous) – For straight cuts	1/16" - 1/8"
6	WR060811594	5	3-5/8"	17-24	Economical – Cuts thin metals (Ferrous & Non-Ferrous) – For curved cuts	1/16" - 1/8"
7	WR0608116106	5	5-1/4"	24	Economical – Longer blade for cutting thin metals (Ferrous & Non-Ferrous) - For straight cuts	1/16" - 1/8"
8	WR0608116006	5	3"	11 - 24	Economical – Cuts medium-thin metals (Ferrous & Non-Ferrous) – For straight cuts	1/8" - 1/4"
9	WR0608116007	5	3-5/8"	36	Economical – Cuts sheet and thin metals (Ferrous and Non-ferrous) - For straight-line and fast cuts	Sheet metal 17-26 gauge; very thin metals 1/64"-3/64"
10	WR0608116009	5	4"	8	Special for Aluminum blades offer clean, fast cuts in aluminum, plastics, and fiberglass. Extra-hard HSS teeth and body for straight cuts and long life	Aluminum 3/16" - 5/8", fiberglass 3/16" - 3/4", plastic 3/16" - 1-1/4"



## Jig Saw Blades, T-Shank



	Item #	Per Pack	Overall Length	Teeth per Inch	Type of Blade	Material Thickness
<b>High Carbon Steel (HCS) Wood/Plastics Cutting Blades</b>						
11	WRO608116103	5	3"	12	Economical - Cuts soft wood, chipboard, particle-board, plywood, fiberboard - Designed for fast, coarse curved cuts, ideal for jig saws without orbital action	5/64" - 1/2"
12	WRO608116099	5	3"	8	Economical - Cuts soft wood, chipboard, particle-board, plywood, fiberboard - Designed for fast coarse cuts, ideal for jig saws without orbital action	7/32" - 2-3/8"
13	WRO60811592 WRO60811592-100	5 100	4"	10	Fine Clean Cuts - Cuts hard/soft woods, plastics, plywood, laminated particleboard - Designed for straight fine cuts and plunge cuts	3/16" - 1-1/4"
14	WRO608116111	5	4"	10	Fine Clean Cuts - Cuts hard/soft woods, plywood, laminated particleboard & plastics - Designed for straight fine, down cuts	3/16" - 1-1/4"
15	WRO608116112	5	3"	20	Fine Clean Cuts - Cuts hard/soft wood, laminated particleboard, plywood, plastics - Designed for curved cutting, splinter free cuts on both sides of work piece	5/64" - 3/4"
16	WRO60811590 WRO608115900	5 25	4"	6	Fine Clean Cuts - Cuts hard/soft woods, plywood, laminated particleboard & plastics - Designed for straight clean cuts and plunge cuts	1/4" - 2-3/8"
17	WRO60811589	5	4-5/8"	8	Fine Clean Cuts - Cuts hard/soft wood, plywood, laminated particleboard & plastics - For medium-fine cuts	Hard/Soft Wood, Plywood 3/16" - 1-1/4", Plastics 3/16" - 1-1/4"
18	WRO61507525	5	4"	10	Bi-Metal, Fine Clean Cuts - Cuts hard/soft wood, plastics, plywood, laminated particleboard - Designed for straight fine cuts, long life	3/16"- 1-1/4"
19	WRO60811591 WRO60811591100	5 25	4"	6	Fast Cuts - Cuts soft/hard wood, chipboard, particleboard, plywood, fiberboard - Designed for fast, straight, & plunge cuts	1/4" - 2-3/8"
20	WRO60811891	5	6"	6	Fast Cuts - Cuts soft/hard wood, chipboard, particleboard, plywood, fiberboard - For very fast, straight cuts	1/4" - 4"
21	WRO608116234	5	4-1/2"	8-1/2	High Performance - Cuts hard/soft wood, particleboard & plywood - For fast, clean, splinter free cuts in thick/thin material	



29 Piece Drill Bit Set

## High Speed Steel Drill Bits




- Wider web than standard bits allows excellent heat dissipation and less bit breakage
  - Constructed of M-7 Industrial speed steel withstands high temperatures, maintains sharpness
  - Can be used with either wood or steel
  - 135° split point for fast penetration and accurate starting without center punch
  - 3-flat shank design (on 3/16" and larger bits) eliminates slippage and provides a positive grip
  - WR1627013 includes common sizes from 1/16" through 1/4"  
WR16271100 includes common sizes from 1/16" through 3/8"  
WR1627029 includes common sizes from 1/16" through 1/2"
- Packing: 1/16" - 9/32" are 12 per box; 19/64" and up are 6 per box.  
All sold in full box quantities only.

\*3-Flat Shank

Item #	Size	Flute Length	Overall Length	Item #	Size	Flute Length	Overall Length
WR16270116	1/16"	7/8"	1-7/8"	WR162701964	19/64"	2-3/8"	3-7/8"
WR16270564	5/64"	1"	2"	WR16270516	5/16"	2-1/2"	4"
WR16270332	3/32"	1-1/4"	2-1/4"	WR162702164	21/64"	2-9/16"	4-1/16"
WR16270764	7/64"	1-5/16"	2-3/8"	WR162701132	11/32"	2-5/8"	4-1/8"
WR1627018	1/8"	1-7/16"	2-1/2"	WR162702364	23/64"	2-11/16"	4-3/16"
WR16270964	9/64"	1-9/16"	2-5/8"	WR1627038	3/8"	2-11/16"	4-1/4"
WR16270532	5/32"	1-11/16"	2-3/4"	WR162702564	25/64"	2-3/4"	4-5/16"
WR162701164	11/64"	1-13/16"	2-7/8"	WR162701332	13/32"	2-13/16"	4-3/8"
WR16270316	3/16"	1-1/2"	3"	WR162702764*	27/64"	2-7/8"	4-7/16"
WR162701364	13/64"	1-5/8"	3-1/8"	WR16270716*	7/16"	2-15/16"	4-1/2"
WR16270732	7/32"	1-3/4"	3-1/4"	WR162701532*	15/32"	3-1/8"	4-3/4"
WR162701564	15/64"	1-7/8"	3-3/8"	WR162703164*	31/64"	3-1/4"	4-7/8"
WR1627014	1/4"	2"	3-1/2"	WR1627012*	1/2"	3-3/8"	5"
WR162701764	17/64"	2-1/8"	3-5/8"	WR1627013	13 Piece Drill Bit Set		
WR16270932	9/32"	2-1/4"	3-3/4"	WR16271100	21 Piece Drill Bit Set		
				WR1627029	29 Piece Drill Bit Set		

## Metric Drill Bits, Straight Shank



- High speed steel
  - Cylindrical shank, right hand cut
  - For use in CNC machines, upright drills and battery operated drills
- Packing: As shown below. Sold in full boxes only.

Item #	Diameter	Flute Length	Overall Length	Box Qty
WR062550	5mm	52mm	86mm	10
WR062570	7mm	75mm	109mm	10
WR062580	8mm	75mm	117mm	10
WR0625100	10mm	87mm	133mm	5



## Bi-Metal Hole Saw, Premium Grade



- Bi-metal construction allows a fast and clean cut
- Suitable for materials including: wood, steel, plastic, aluminum, copper, and bronze
- Depth of Cut: 1-1/4" (32mm)

Note: Mandrel, ejector spring, and extension are sold separately

Replacement Bits	
WR632014	Repl. Bit for WR63202 Mandrel
WR6320141	Repl. Bit for WR63204 Mandrel
Accessories	
WR63207	Ejector spring for holesaws
WR63202	Mandrel: Built-in locking mechanism for extra torque strength
WR63204	Mandrel: Screw in arbor

Individual Hole Saws	
Item #	Size
WR63214	14mm (9/16")
WR63216	16mm (5/8")
WR63219	19mm (3/4")
WR63221	21mm (13/16")
WR63222	22mm (7/8")
WR63224	24mm (15/16")
WR63225	25mm (1")
WR63229	29mm (1-1/8")
WR63232	32mm (1-1/4")
WR63235	35mm (1-3/8")

Item #	Size
WR63238	38mm (1-1/2")
WR63241	41mm (1-5/8")
WR63244	44mm (1-3/4")
WR63248	48mm (1-7/8")
WR63251	51mm (2")
WR63252	52mm (2-1/16")
WR63254	54mm (2-1/8")
WR63257	57mm (2-1/4")
WR63260	60mm (2-3/8")
WR63264	64mm (2-1/2")
WR63267	67mm (2-5/8")

Item #	Size
WR63270	70mm (2-3/4")
WR63273	73mm (2-7/8")
WR63276	76mm (3")
WR63279	79mm (3-1/8")
WR63283	83mm (3-1/4")
WR63286	86mm (3-3/8")
WR63289	89mm (3-1/2")
WR63295	95mm (3-3/4")
WR632108	108mm (4-1/4")
WR632114	114mm (4-1/2")
WR632121	121mm (4-3/4")
WR632140	140mm (5-1/2")

Hole Saw Kit	
WR5964063291	Kit includes: 3/4", 7/8", 1", 1-1/4", 1-3/8", 1-1/2", 1-3/4", 2", 2-1/4", 2-1/2", 2-5/8", 3" and Mandrel



## Double Faced Melamine & Plastic



- For fine cuts in laminated board on both sides with melamine
- Table saws without scoring unit, vertical panel sizing saws, (Striebig, Holz-Her, etc.), radial arm saws, for cutting/grooving of soft and hard woods, with or against the grain
- Extra hard sub-micrograin carbide tips for long edge life

Item #	Outside Dia.	# of Teeth	Grind	Hook Angle	Bore
WR0611625480	10"	80	35° ATB	-5°	5/8"



## Ripping & Crosscut 4 ATB & 1 Flat



- For cutting/grooving of soft and hard woods with or against the grain.

Item #	Outside Dia.	# of Teeth	Grind	Hook Angle	Bore
WR0611625450	10"	50	4 ATB, 1 Flat	15°	5/8"



## Triple Chip/Flat



- For cutting plastic laminated particle boards, HPL particle boards, Plastic laminated MDF boards

Item #	Outside Dia.	# of Teeth	Grind	Hook Angle	Bore
WR0611625460	10"	60	TC/Flat	10°	5/8"
WR0611625481	10"	80	TC/Flat	10°	5/8"

## Portable Edge Bander

### Features & Benefits:


- Mobile glue bar mechanism ensures application of glue to substrate material
- Digital temperature control regulates and maintains precise glue temperature
- Tape support plate easily guides tape roll
- Centering jig plate supports tape roll for easy application
- In-feed guide aligns the workpiece before meeting glue bar
- Variable speed control regulates the speed of the tape to the work piece
- Manual cutter allows for precise cutting of tape up to 3mm
- Back roller band allows for additional pressure of tape to panel surface ensuring adhesion
- Retractable legs allow for easy transport and portability
- Glue pot capacity is up to 1.5 pounds allowing long run time



Item #: WRMKCBC.EC




**Large Plate Support**  
Fits a 20" roll of edgebanding tape




**Adjustable Guide**  
Supports the edge-bander tape while it is being applied to the workpiece



**Tape Cutter**  
Integrated knife offers precise cutting of edgebanding tape




**Tape Guide**  
Ensures the alignment between the tape and the workpiece



**Table Guide**  
Provides a smooth surface allowing the workpiece to slide across the table




**Foldable Legs**  
Can be easily transported from the shop to the jobsite



**Nylon Guide**  
Pressure points to assist the bonding of the edgebanding tape



**Glue Assembly**  
Has a recycle system that allows excess glue to flow back into the gluepot



**Rubber Spindle**  
Applies the tape onto the workpiece at a set speed

### Technical Information

Glue Temperature	266°F - 356°F (130°C - 180°C)
Max. Tape Width	3" (80mm)
Tape Thickness	.3mm - 3mm
Feeder Speed	21 ft/minute
Power	1,300 Watts
Motor	1-Phase
Volts	110V
Work Area	39-3/8" x 15-35/64"
Weight	114lbs
Warranty	2 years




## Cabinet Edgebander With Extension Table

- Retractable extension tables built in providing a work area 2.5 times longer
- 6 speeds allows user to work as fast as needed

Technical Information	
Glue Temperature	266°F - 356°F (130°C - 180°C)
Max. Tape Width	3" (80mm)
Tape Thickness	.3mm - 2mm
Feeder Speed	0 to 26ft/min
Power	1,300 Watts
Motor	1-Phase
Volts	127V
Work Area	101-21/32" x 15-35/64"
Weight	242.5lbs
Warranty	2 years



Item #: WRMKCBC.MR



## Manual Slitter

Practical, innovative, and economical piece of equipment that helps the professional to adjust special measurements in edgetapes and plastic laminate sheets

Technical Information	
Tape Thickness	1/32"
Maximum Width	6-19/64"
Weight	35.3lbs
Warranty	2 years



Item #: WRMKF.160



## Würth Portable Edge Trimmer

The Portable Edge Trimmer executes trimming and scraping on the edge tape applied to MDF and similar wood panels, providing a perfect finish. Portable, easy to install, and has a versatile mounting system for any type of bench. Works with ABS edges, PVC and others.


- Maximum panel height: 60mm
- Maximum edge tape thickness: 2mm
- Includes Makita ¼" trimmer
- Power: 500 watts
- Table Length: 39" (1,000mm)
- Table Width: 6" - 16" (155mm to 410mm)
- Trimmer Speed: 32,000 RPM
- Net Weight: 41.9lbs
- 2 year warranty



Item #: WRMKRBB.1000

### Features & Benefits:

- Trims front and top edge of banded material while also scraping top edge for a perfect finish
- Easily mounts to any workbench
- Performs perfect finishing touch



## Würth Portable Workbench

- Work area: 39" x 16-1/2"
- Max. Holding Capacity: 441 lbs
- Net Weight: 52 lbs

### Features & Benefits:

- For use with Würth Portable Edge Trimmer
- Made with heavy duty steel
- MDF work surface
- Integrated storage drawer
- 2 electrical sockets for tool versatility
- Retractable feet and wheels




Item #: WRMA1000



## Line Boring Machines

With your choice of a manual or pneumatic version, these line boring machines offer you the opportunity to work with the most innovative benchtop boring machines currently on the market!




**Manual Machine**  
Item # WRMKLB13



**Pneumatic Machine**  
Item # WRMKLB13



Air regulator and filter



Depth adjustment



Back Fence Scale Position Indicator



Expandable Fence Guide Max. 89 Inches




Adjustable X and Y Axis Flip Stops



Boring Bit Set (Left and Right)



Step and Repeat Operation Index Pins  
(Left and Right)



Spring Loaded Hold Downs

### Technical Information

Motor	1 HP, 110V or 220V, prewired 110V, Single-Phase - 10A/5A
Table Size	31" x 15-1/2"
Spindle Speed	3,450 RPM
Fence Stops	2
Expandable Fence Guide Max	89"
Floor to Table Height	34"
Max. Depth of Stroke	2.5"
Length of Fence	61.5" - 91.5"
Number of Spindles	13 (6 left and 7 right)
Distance Between Spindle Centers	32mm
Weight	155lbs

## Panel Carrier

- Made to facilitate the day-to-day tasks of the everyday woodworker
- Its durable structure and 4 wheels allows anyone to carry 2 full sheets of wood at once
- Has adjustable height making it easy to work in conjunction with virtually any woodworking equipment
- With a carrying capacity of 254lbs, this will help you increase productivity and reduce injuries from heavy loads

Technical Information	
Minimum Table Height	33" (845mm)
Maximum Table Height	37" (945mm)
Equipment Dimension	43" x 49" x 28"
Maximum Capacity	254lbs
Maximum Panel Size	108" x 1" x 72"
Weight	70.5lbs
Warranty	2 years



Item #: WRMKTC3000

## Roller Stand

- Expands work area and supports large wood pieces and panels
- Reduces effort of operator and increases productivity
- Adjustable height adjustment

Technical Information	
Workstand Dimensions	65" x 19-3/4"
Minimum Height	26"
Maximum Height	41-3/4"
Number of Rollers	9
Load Capacity	440lbs
Weight	66lbs
Warranty	2 years



Item #: WRMKPR9

Panel Saw and PRA/9


Wood Jointer and PRA/9




## 10" Miter Saw - With Laser Guide & Dual Sliding Rail

Technical Information	
Blade Dimensions	10"
Table Tilt	45° left and right
Blade Tilt	45° left
Compound Cut	Yes
Extension Table	Yes
Dual Sliding Rail	Yes
Laser Guide	Yes
Location of Bevel Control	Front
Power	2,000 Watts
Volts/Amps	110V
Weight	48lbs


Item #: WRMKMK300-1



## Sliding Panel Saw



1-Phase Item #: WRMKBMT3200.IR-1



### Technical Information

#### General:

- Weight: 1,470 LBS
- Machine dimensions (closed): L 133" X W 135" X H 65"
- Machine dimensions (max): L 192" X W 280" X H 65"
- Sliding table dimension: 14-3/4" X 132"
- Sliding table max travel length: 280"
- Fixed table max width: 52"
- Guide size (closed): 71"
- Guide size (max): 128"
- 1 Blade Cover
- 1 Lockable main power switch
- 2 Emergency buttons
- Max tilt: 45°
- Max depth cut: 3"
- Max cutting length: 120"

#### Blade:

- Main blade diameter: 12"
- Main blade arbor size: 1-3/16"
- Scoring blade diameter: 4-3/4"
- Scoring blade arbor size: 25/32"

#### Dust collector:

- Port 1 diameter: 4"
- Port 2 diameter: 4"

	1 Phase, 110V	1 Phase, 220V
<b>Main Motor</b>	<ul style="list-style-type: none"> <li>• 37.5 Amps - 5 HP</li> <li>• Non-loaded blade speed: 3,400 RPM</li> </ul>	<ul style="list-style-type: none"> <li>• 20 Amps - 5 HP</li> <li>• Non-loaded blade speed: 3,400 RPM</li> </ul>
<b>Scoring Motor</b>	<ul style="list-style-type: none"> <li>• 10 Amps - 3/4 HP</li> <li>• Non-loaded scoring blade speed: 3,400 RPM</li> </ul>	<ul style="list-style-type: none"> <li>• 5.5 Amps - 3/4 HP</li> <li>• Non-loaded scoring blade speed: 3,400 RPM</li> </ul>

## Pocket Hole Machine

- Clamps the stock, routes a pocket, and drills with the tap of the foot pedal
- Durable and designed for use by professional woodworkers


Technical Information	
Power	2,400 W - 127 Volts
Wood Thickness Limit	1/2" - 1-9/16"
Drill	High-speed steel 9/64"
Cutter	1/4"
Air Pressure	6 bar (87 Psi)
Dimensions	25-5/8" x 30" x 42-1/2"
Weight	165.4 lbs



Item # WRMKPHM



Easy to Operate



Final result



## Dust Collectors

### 1 HP, 1 Entry

Technical Information	
Motor	1 HP - 1 Phase
Motor Amp Draw	1 Phase - 127 V 16 A or 220 V - 8 A
Air Suction Capacity	600 cubic feet/minute
Bag Volume	60L (2.12 cubic feet)
Number of Air Intel	1 Entry
Bag Size	13" x 25"
Weight	73lbs

Item #	Description
WRMKDC1HP-110V	1HP, 1 ENTRY, 110V
WRMKDC1HP-220V	1HP, 1 ENTRY, 220V



### 2 HP, 2 Entries

Technical Information	
Motor	2 HP - 1 Phase
Motor Amp Draw	1 Phase - 127 V 24 A or 220 V - 12 A
Air Suction Capacity	1,790 ft <sup>3</sup> /min
Bag Volume	153 L (5.4 ft <sup>3</sup> )
Number of Air Intel	2 Entry
Bag Size	18 x 34 inches
Weight	106 lbs

Item #	Description
WRMKDC2HP-110V	2HP, 2 ENTRIES, 110V
WRMKDC2HP-220V	2HP, 2 ENTRIES, 220V



### 3 HP, 3 Entries

Technical Information	
Motor	3 HP - 1 Phase
Motor Amp Draw	1 Phase - 127 V 34 A or 220 V - 12 A
Air Suction Capacity	2,760 ft <sup>3</sup> /min
Bag Volume	307 L (5.4 ft <sup>3</sup> )
Number of Air Intel	3 Entry
Bag Size	18 x 34 inches
Weight	130 lbs

Item #	Description
WRMKDC3HP-110V	3HP, 3 ENTRIES, 110V
WRMKDC3HP-220V	3HP, 3 ENTRIES, 220V



## Dust Collectors

### 5 HP, 5 Entries

Technical Information	
Motor	5 HP - 3 Phase
Height	90-5/32 inches
Air Suction Capacity	3,001 ft <sup>3</sup> /min
Bag Volume	400 L (14.13 ft <sup>3</sup> )
Number of Air Intel	5 Entries
Bag Size	23-5/8 x 39-3/8 inches
Weight	242.5 lbs

Item #	Description
WRMKDC5HP-220V	5HP, 5 ENTRIES, 3PH 220V



## Dust Bags

### WDC 1.0

#### Top Dustbag



Technical Information	
Material	Cloth
Weight	0.430 lbs

#### Bottom Dustbag



Technical Information	
Material	Cloth
Weight	0.430 lbs

#### Bottom Dustbag



Technical Information	
Material	Plastic
Weight	0.250 lbs

### WDC 2.0 & WDC 3.0

#### Top Dustbag



Technical Information	
Material	Cloth
Weight	0.760 lbs

#### Bottom Dustbag



Technical Information	
Material	Cloth
Weight	0.760 lbs

#### Bottom Dustbag



Technical Information	
Material	Plastic
Weight	0.630 lbs

Item #	Description
WRMKTOPBAG1-L	Top Dust Bag for 1HP DC with Logo
WRMKBOTTOMBAG1-NL	Bottom Dust Bag for 1HP DC No Logo
WRMKPLASTICBAG1	Plastic Dust Bag for 1HP DC

Item #	Description
WRMKTOPBAG23-L	Top Dust Bag for 2/3HP DC with Logo
WRMKBTMBAG23-NL	Bottom Dust Bag for 2/3HP DC No Logo
WRMKPLASTICBAG23	Plastic Dust Bag for 2/3HP DC

### WDC 5.0

#### Top Dustbag



Technical Information	
Material	Cloth
Weight	1.430 lbs

#### Bottom Dustbag



Technical Information	
Material	Cloth
Weight	1.430 lbs

Item #	Description
WRMKTOPBAG5-L	Top Dust Bag for 5HP DC with Logo
WRMKBOTTOMBAG5-NL	Bottom Dust Bag for 5HP No Logo

# WE ARE A FULL-LINE MACHINERY DEALER FOR THE WOODWORKING INDUSTRY!


WürthMachinery.com is a division of Würth Louis and Company who is a leading provider of quality products to the woodworking industry. With a product portfolio that includes such leading brands as Blum, Rev-A-Shelf, Grass, Doellken Woodtape, Kreg Tools, among many others, Würth Louis and Company provides professional woodworkers with one source for all the products they use, need and want.

We are much more than simply a distributor of woodworking supplies and machines. Würth Louis and Company continually strives to make your customer experience the utmost in convenience:

- 24/7 online ordering
- Our highly trained service representatives are ready to answer your calls
- Quick shipping from our extensive warehouse of in-stock products
- Machinery Installation/Maintenance from factory-trained Technicians
- Credit options: in house financing \*, leasing or installment payments \*on approved credit



Visit [wurthmachinery.com](http://wurthmachinery.com)  
for all your  
machinery & service  
needs!



Würth Louis and Company continues to be a proven source for cabinetmakers, woodworkers and for architects and designers that specify our products.

To provide you with the lowest prices we can offer on products, we hold all orders to ship complete.

Keyword	Page
<b>ABRASIVES</b>	
Backup Pads	132
Belt Cleaner	135
Discs, Cloth	130
Discs, Film	128 - 30
Discs, Foam	131
Discs, Net/Mesh	132
Discs, Paper	126 - 127
Edge Belts	136
Sanding Pads and Sponges	133 - 134
Pitch & Resin Remover	137
Portable Belts	135
Sheets	133
Sponges	134
Wide Belts	136 - 137
<b>ADA TOE KICKS</b>	36
<b>ADA PANEL BRACKETS</b>	37
<b>ADHESIVES</b>	
Accessories	154
Aerosols	155
Bulk Contact Adhesives	148 - 151
Canister Adhesives	151 - 153
Cold Press Adhesives	146, 147
Edgebanding Adhesives	156, 157
Hot Press Adhesives	147
Nip & Stack Laminating Adhesives	147
Solvent/cleaner/reducer	153
Wood Glues	145, 146
<b>AIR HOSES</b>	238
<b>ALLEN KEYS</b>	188 - 189
<b>APPLIANCE PULLS</b>	20
<b>BAR PULLS</b>	8 - 10
<b>BARN DOOR HARDWARE</b>	
Accessories	97
Flat Rail Kits	94
Mini Kits	96
Round Rail Kits	95
<b>BLIND CORNER PULL-OUT ORGANIZERS</b>	77 - 80
<b>BRAD NAILS</b>	101, 102
<b>BUMPERS</b>	35, 36
<b>CLEANER AND WIPES</b>	162 - 164
<b>CLOSET TUBING</b>	
Flanges	88, 89, 91
Hanging Rail Systems	88
Oval Closet Tubing	90
Round Closet Tubing	88, 89

Keyword	Page
<b>CONCEALED BRACKETS</b>	39
<b>DECORATIVE HARDWARE</b>	
Aluminum Wire Pull Series	14
Appliance Pull Series	20
Bar Pull Series	8
Classic Series	15
Edge Pulls	7
Elite I Series	18
Elite II Series	19
Large Bar Pulls	10
Mod Series	3
Modern Square Series	7
Preferred Series	4
Premiere Series	17
Select Series	16
Stainless Steel Wire Pulls	14
Steel Collection 2.0 Bar Pulls	9
Steel Collection 2.0 Bow & Tapered Bow Pulls	11
Steel Collection 2.0 Wire Pulls & Knobs	12
Steel Wire Pulls Series	13
Transitions 2.0 Series	5
Transitions Series	6
<b>DRAWER SLIDES</b>	
1" Overtravel 150 lb. Ball Bearing File Drawer Slides	31
Full Extension 100 lb. Ball Bearing Drawer Slides	28, 29
Full Ext. 100 lb. Soft-Close Ball Bearing Drawer Slides	30
Undermount Drawer Slides	32 - 34
<b>DRILL BITS</b>	239
<b>EDGE PULLS</b>	7
<b>EPOXY RESIN &amp; HARDENER</b>	144
<b>FILL &amp; FINISH PUTTY AND GRAIN FILLERS</b>	138
<b>FINISH NAILS</b>	102
<b>GLOVES</b>	166 - 170
<b>GRAIN FILLER</b>	138
<b>HAND CLEANERS AND WIPES</b>	162 - 163
<b>HAND SANITIZER</b>	161
<b>HAND TOOLS</b>	
Allen Keys	188 - 189
Cutting Blades	240 - 241
Drill Bits	239
Drive & Insert Bits	204 - 205
Flashlights	177
Hand Scrapers	177
Hole Saws	242
Jig Saw Blades	240 - 241
Metal Snips	235 - 236

Keyword	Page
<b>HAND TOOLS - Continued</b>	
Multi-Sockets	218 - 220
Pliers	226, 227, 229 - 233
Ratchet Bits	204
Ratchets	208 - 209
Screwdrivers	190 - 199
Side Cutters	227 - 228
Socket Bits	210
Tape Measures	177
T-Handle Socket Wrenches & Screwdrivers	200 - 203
Tool Sets	237
Utility Knives	176
Vice-Grip Locking Pliers	234
Wrenches	178 - 187
<b>HANGING RAIL SYSTEMS</b>	
<b>HINGES</b>	
Euro Hinge Baseplates	22
Hinge & Baseplate Screws	23
Self-Close Euro Hinges	21
Self-Close Face Frame Hinges	24
Soft-Close Euro Hinges	21
Soft-Close Face Frame Hinges	24
<b>HOLE SAWS</b>	
<b>INSTITUTIONAL HINGES/5-KNUCKLE HINGES</b>	
<b>JIGSAW BLADES</b>	
<b>KITCHEN CONVENIENCE</b>	
Base Cabinet Organizers	72 - 75
Corner Organizers	76 - 81
Pantry Pull-Out Organizers	82 - 85
Waste Container Pull-Outs	63, 66 - 71
<b>LIFT SYSTEMS</b>	
Clock Lid/Flap Stays	26
Drop Stays	27
Heavy Duty Lid Stays	27
Up & Down Stays	26
<b>LIGHTING</b>	
Accessories	60 - 62
LED Pucks	58 - 59
LED Sticks	56 - 57
LED Tape Lighting	48 - 55
<b>MACHINERY</b>	
Dust Collectors	251 - 252
Line Boring Machines	246
Manual Slitters	244
Miter Saws	248

Keyword	Page
<b>MACHINERY - Continued</b>	
Panel Carriers	247
Pocket Hole Machines	250
Portable Edge Banders	243
Portable Edge Trimmers	245
Portable Workbenches	245
Roller Stands	247
Sliding Panel Saws	249
<b>MICRO BRADS &amp; PINS</b>	
<b>MUSHROOM KNOBS</b>	
<b>OFFICE &amp; MULTIMEDIA</b>	
Anti-Fatigue Mats	43
Desktop Sit-To-Stand Workstations	43
Outlet Strips	45
Pivoting Outlets	44
Single & Double Monitor Arms	44
Table Lifts	42
<b>PANEL BRACKETS</b>	
<b>PANEL SPACERS</b>	
<b>PANTRY PULL-OUT ORGANIZERS</b>	
<b>PILASTERS</b>	
<b>PLIERS</b>	
<b>PNEUMATIC FASTENERS</b>	
Brad Nails	101, 102
Finish Nails	102
Micro Brads & Pins	99
MicroPinner/Bradder	98
Staples	100, 101
<b>PPE</b>	
Assembly Gloves	167 - 170
Blue Pleated Masks	171
Coveralls	172
Disinfectant Sprayers	174 - 175
Ear Plugs	171
Eye & Face Protection	172 - 174
Lemyn Hand Sanitizer	161
N95 Masks	171
Nitrile Gloves	166
Safety Glasses	172 - 174
Sanitization Systems	160
TigerFlex Gloves	166 - 169
Two Layer Masks	171
<b>PUTTY</b>	
<b>RATCHETS</b>	
<b>SANI-STOP SANITIZATION SYSTEMS</b>	
<b>SCREWDRIVER BITS</b>	



Keyword	Page
<b>SCREWDRIVERS</b>	190 - 199
<b>SCREWS &amp; FASTENERS</b>	
Assembly Screws	104 - 109
ASSY Screws	112
Confirmat Screws	124
Countertop Fasteners	125
Decorative Hardware Screws	122, 123
Dogbones	125
Drawer Front Adjusting Screws	123
Drawer Slide Screws	116 - 121, 124
Drywall Anchors	121
Drywall Screws	110, 111
Euro Screws	124
Face Frame Screws	114 - 116
Finish Washers	125
Hardware Screws	116 - 121
Hinge Screws	23, 116 - 121, 124
Installation Screws	112, 113
Machine Screws	122, 123
Pocket Hole Screws	114 - 116
System Screws	124
Tite-Joint Fasteners	125
Trim Screws	111
Twinfast Screws	111
<b>SHELF PINS</b>	86, 87
<b>SHOP SUPPLIES &amp; SAFETY (PPE)</b>	
Assembly Gloves	167 - 170
Batteries	165
Blue Pleated Masks	171
Cleaners	162 - 164
Coveralls	172
Disinfectant Sprayers	174 - 175
Dollies	158
Ear Plugs	171
Eye & Face Protection	172 - 174
Furniture Pads	158
Lubricants	164 - 165
Lemyn Hand Sanitizer	161
N95 Masks	171
Nitrile Gloves	166
Rags	159
Safety Glasses	172 - 174
Sanitization Systems	160
Tapes	158
TigerFlex Gloves	166 - 169
Two Layer Masks	171

Keyword	Page
<b>SIDE CUTTERS</b>	227 - 228
<b>SNIPS</b>	235 - 236
<b>SOCKETS</b>	210 - 225
<b>SOLVENTS</b>	
Acetone	140
Butyl Acetate	142
Denatured Alcohol	140
Isopropyl Alcohol	140
Lacquer Retarder	142
Methyl Amyl Ketone	142
Methyl Ethyl Ketone	141
Mineral Spirits	141
Naphtha	141
Thinners	139, 143
<b>SQUARE PULLS</b>	7
<b>STANDARDS, BRACKETS &amp; PILASTERS</b>	40, 41
<b>STANDOFFS</b>	46, 47
<b>STAPLES</b>	100, 101
<b>TOE KICKS</b>	36
<b>TOOL SETS</b>	237
<b>UNDERMOUNT DRAWER SLIDES</b>	32 - 34
<b>VAUTH SAGEL COR FLEX SERIES</b>	79, 80
<b>VAUTH SAGEL COR WHEEL PRO SERIES</b>	81
<b>VAUTH SAGEL CORNERSTONE MAXX SERIES</b>	77, 78
<b>VAUTH SAGEL CORNERSTONE SWING SERIES</b>	78
<b>VAUTH SAGEL ENVI BMT SERIES</b>	67 - 69
<b>VAUTH SAGEL ENVI KICK</b>	71, 80
<b>VAUTH SAGEL ENVI SPACE XX SERIES</b>	70, 71
<b>VAUTH SAGEL SUB SIDE SERIES</b>	73 - 75
<b>VAUTH SAGEL TAL PANTRY SERIES</b>	83 - 85
<b>VICE-GRIPS</b>	234
<b>WALL BED HARDWARE</b>	92, 93
<b>WASTE CONTAINER PULL-OUTS</b>	63, 66 - 71
<b>WIRE PULLS</b>	12 - 14
<b>WOOD PUTTY</b>	138
<b>WORKSTATION BRACKETS</b>	38
<b>WRENCHES</b>	178 - 187
<b>WWB SERIES</b>	63





# WÜRTH - PRO CATALOG

Würth Louis and Company  
895 Columbia Street  
Brea, CA 92821  
(714) 529-1771  
(800) 422-4389  
Fax: (800) 446-9452

**Other locations:**

Anaheim, CA  
Baton Rouge, LA  
Benton, AR  
Boise, ID  
Denver, CO

Grand Prairie, TX  
Houston, TX  
Idaho Falls, ID  
Kent, WA  
Las Vegas, NV  
Oklahoma City, OK

Phoenix, AZ  
Portland, OR  
San Antonio, TX  
San Marcos, CA  
Spokane, WA  
St. George, UT  
West Jordan, UT

