

SECTION L - TABLE OF CONTENTS

Section L Contents:

Corbels, Bun Feet & Columns.....2-11
Decorative Wire Grills 12
Panel Spacers..... 13
Tambour..... 14-16
MDF Moldings 16




- A
- B
- C
- D
- E
- F
- G
- H
- I
- J
- K
- L**
- M
- N
- O
- P
- Q
- R
- S
- T
- U
- V
- W
- X
- Y



A MISSION COLLECTION

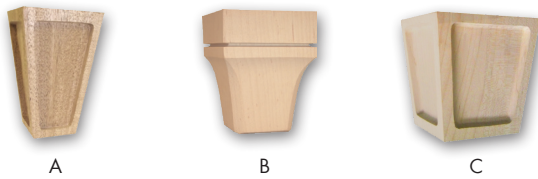
Wood Corbels



	Item #	Description	Dimensions
A	PRODW11001	Extra Large Corbel	4-3/4"W x 22"H x 12"D
B	PRODW11002	Large Corbel	3"W x 14"H x 8-1/2"D
C	PRODW11003	Medium Corbel	3"W x 10"H x 6"D
D	PRODW11004	Small Corbel	3"W x 7"H x 4-1/2"D
E	PRODW11005	X-Small Corbel	3"W x 5"H x 3"D

NOTE: See below for wood species codes.

Wood Bun Feet



	Item #	Dimensions
A	PRODW11006	2-1/2"sq. x 4"H
B	PRODW11007	3-1/2"sq. x 4"H
C	PRODW11008	3-3/4"sq. x 4"H

NOTE: See below for wood species codes.

Wood Columns



	Item #	Dimensions
A	PRODW11009	3"sq. x 36"H
	PRODW11010*	3"W x 36"H x 1-1/2"D
	PRODW11011	3"sq. x 42"H
	PRODW11012*	3"W x 42"H x 1-1/2"D
	PRODW11013	3-1/2"sq. x 36"H
	PRODW11014*	3-1/2"W x 36"H x 1-3/4"D
	PRODW11015	3-1/2"sq. x 42"H
	PRODW11016*	3-1/2"W x 42"H x 1-3/4"D
	PRODW11017	5"sq. x 36"H
	PRODW11018*	5"W x 36"H x 2-1/2"D
	PRODW11019	5"sq. x 42"H
	PRODW11020*	5"W x 42"H x 2-1/2"D
C	PRODW11033	3"sq. x 36"H
	PRODW11034	3"sq. x 42"H
	PRODW11035	3-1/2"sq. x 36"H
	PRODW11036	3-1/2"sq. x 42"H
	PRODW11037	5"sq. x 36"H
	PRODW11038	5"sq. x 42"H

	Item #	Dimensions
B	PRODW11021	3"sq. x 36"H
	PRODW11022*	3"W x 36"H x 1-1/2"D
	PRODW11023	3"sq. x 42"H
	PRODW11024*	3"W x 42"H x 1-1/2"D
	PRODW11025	3-1/2"sq. x 36"H
	PRODW11026*	3-1/2"W x 36"H x 1-3/4"D
	PRODW11027	3-1/2"sq. x 42"H
	PRODW11028*	3-1/2"W x 42"H x 1-3/4"D
	PRODW11029	5"sq. x 36"H
	PRODW11030*	5"W x 36"H x 2-1/2"D
	PRODW11031	5"sq. x 42"H
	PRODW11032*	5"W x 42"H x 2-1/2"D

NOTE: See below for wood species codes.


* = Sold in pairs.

Species Codes
Alder = AL
Cherry = CH
Maple = MA

Add species code to the end of the item number.

METRO COLLECTION

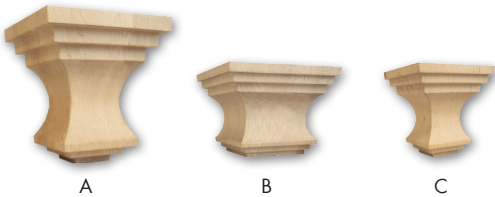
Wood Corbels



	Item #	Description	Dimensions
A	PRODW11039	Extra Large Corbel	8-1/2"W x 22"H x 5-1/2"D
B	PRODW11040	Large Corbel	8"W x 12"H x 5"D
C	PRODW11041	Medium Corbel	6-1/2"W x 9"H x 4-1/2"D
D	PRODW11042	Small Corbel	5-1/4"W x 6"H x 2-1/2"D
E	PRODW11043	X-Small Corbel	4"W x 4"H x 1-7/8"D

NOTE: See below for wood species codes.

Wood Bun Feet



	Item #	Dimensions
A	PRODW11059	5-1/4"sq. x 6"H
B	PRODW11060	4-3/4"sq. x 4"H
C	PRODW11061	4"sq. x 4"H

NOTE: See below for wood species codes.

Wood Columns



	Item #	Dimensions
A	PRODW11044	3"sq. x 36"H
	PRODW11045*	3"W x 36"H x 1-1/2"D
	PRODW11046	3"sq. x 42"H
	PRODW11047*	3"W x 42"H x 1-1/2"D
	PRODW11048	3-1/2"sq. x 36"H
	PRODW11049*	3-1/2"W x 36"H x 1-3/4"D
	PRODW11050	3-1/2"sq. x 42"H
	PRODW11051*	3-1/2"W x 42"H x 1-3/4"D
	PRODW11052	5"sq. x 36"H
	PRODW11053*	5"W x 36"H x 2-1/2"D
	PRODW11054	5"sq. x 42"H
	PRODW11055*	5"W x 42"H x 2-1/2"D
B	PRODW11056	2-3/4"sq. x 36"H
	PRODW11057	3-1/2"sq. x 36"H
	PRODW11058	4-3/4"sq. x 36"H

NOTE: See below for wood species codes.

* = Sold in pairs.


Species Codes
Alder = AL
Cherry = CH
Maple = MA

Add species code to the end of the item number.

A
B
C
D
E
F
G
H
I
J
K
L
M
N
O
P
Q
R
S
T
U
V
W
X
Y

A TRANSITIONAL COLLECTION

Wood Corbels




	Item #	Description	Dimensions
A	PRODW11062	Rangehood Corbel	3"W x 18"H x 16"D
	PRODW11063	Rangehood Corbel	4-3/4"W x 18"H x 16"D
B	PRODW11064	Overhang Bracket	1-3/4"W x 10"H x 10"D
	PRODW11065	Overhang Bracket	3"W x 10"H x 10"D
C	PRODW11066	Overhang Bracket	4-3/4"W x 10"H x 10"D
	PRODW11067	Large Bar Bracket	1-3/4"W x 12-3/4"H x 6-9/16"D
	PRODW11068	Large Bar Bracket	3"W x 12-3/4"H x 6-9/16"D
D	PRODW11069	Large Bar Bracket	4-3/4"W x 12-3/4"H x 6-9/16"D
	PRODW11070	Medium Bar Bracket	1-3/4"W x 9-1/2"H x 4-7/8"D
	PRODW11071	Medium Bar Bracket	3"W x 9-1/2"H x 4-7/8"D
E	PRODW11072	Medium Bar Bracket	4-3/4"W x 9-1/2"H x 4-7/8"D
	PRODW11073	Small Bar Bracket	1-3/4"W x 7-1/2"H x 4-1/4"D
	PRODW11074	Small Bar Bracket	3"W x 7-1/2"H x 4-1/4"D
F	PRODW11075	Small Bar Bracket	4-3/4"W x 7-1/2"H x 4-1/4"D
	PRODW11076	X-Small Bar Bracket	1-3/4"W x 6-1/8"H x 3-1/2"D
	PRODW11077	X-Small Bar Bracket	3"W x 6-1/8"H x 3-1/2"D
	PRODW11078	X-Small Bar Bracket	4-3/4"W x 6-1/8"H x 3-1/2"D



NOTE: See below for wood species codes.

Wood Bun Feet



	Item #	Dimensions
A	PRODW11079	3-1/2"sq. x 4"H
B	PRODW11080	4-1/2"sq. x 4"H
C	PRODW11081	3-1/2"sq. x 3-3/4"H
D	PRODW11082	4-1/2"sq. x 3-3/4"H

NOTE: See below for wood species codes.

Wood Columns



	Item #	Dimensions
A	PRODW11083	2-3/4"sq. x 36"H *2-3/4" at beads
	PRODW11084	2-3/4"sq. x 42"H *2-3/4" at beads
B	PRODW11085	4-3/4"sq. x 36"H *4-3/4" at beads
	PRODW11086	4-3/4"sq. x 42"H *4-3/4" at beads
C	PRODW11087	3-3/8"sq. x 36"H *3-3/8" at beads
	PRODW11088	3-3/8"sq. x 42"H *3-3/8" at beads


NOTE: See below for wood species codes.

Species Codes
Alder = AL
Cherry = CH
Maple = MA

Add species code to the end of the item number.

SHAKER COLLECTION

Wood Corbels




	Item #	Description	Dimensions
A	PRODW11089	Rangehood Corbel	3"W x 18"H x 16"D
	PRODW11090	Rangehood Corbel	4-3/4"W x 18"H x 16"D
B	PRODW11091	Overhang Bracket	1-3/4"W x 10"H x 10"D
	PRODW11092	Overhang Bracket	3"W x 10"H x 10"D
	PRODW11093	Overhang Bracket	4-3/4"W x 10"H x 10"D
C	PRODW11094	Large Bar Bracket	1-3/4"W x 14-5/32"H x 8"D
	PRODW11095	Large Bar Bracket	3"W x 14-5/32"H x 8"D
	PRODW11096	Large Bar Bracket	4-3/4"W x 14-5/32"H x 8"D
D	PRODW11097	Medium Bar Bracket	1-3/4"W x 10-5/8"H x 5-1/2"D
	PRODW11098	Medium Bar Bracket	3"W x 10-5/8"H x 5-1/2"D
	PRODW11099	Medium Bar Bracket	4-3/4"W x 10-5/8"H x 5-1/2"D
E	PRODW11100	Small Bar Bracket	1-3/4"W x 9"H x 5"D
	PRODW11101	Small Bar Bracket	3"W x 9"H x 5"D
	PRODW11102	Small Bar Bracket	4-3/4"W x 9"H x 5"D
F	PRODW11103	X-Small Bar Bracket	1-3/4"W x 7-3/16"H x 4"D
	PRODW11104	X-Small Bar Bracket	3"W x 7-3/16"H x 4"D
	PRODW11105	X-Small Bar Bracket	4-3/4"W x 7-3/16"H x 4"D



NOTE: See below for wood species codes.

Wood Bun Feet



	Item #	Dimensions
A	PRODW11106	2-1/4"sq. x 5"H
B	PRODW11107	3-1/2"sq. x 4-1/2"H
C	PRODW11108	4-1/2"sq. x 4-1/2"H

NOTE: See below for wood species codes.

Wood Columns



	Item #	Dimensions
A	PRODW11109	3"sq. x 36"H
	PRODW11110	3"sq. x 42"H
B	PRODW11111	3-1/2"sq. x 36"H
	PRODW11112	3-1/2"sq. x 42"H
C	PRODW11113	5"sq. x 36"H
	PRODW11114	5"sq. x 42"H

NOTE: See below for wood species codes.

Species Codes


- Alder = AL
- Cherry = CH
- Maple = MA

Add species code to the end of the item number.

A
B
C
D
E
F
G
H
I
J
K
L
M
N
O
P
Q
R
S
T
U
V
W
X
Y

A CONTEMPORARY COLLECTION

Wood Corbels



	Item #	Description	Dimensions
A	PRODW11115	Rangehood Corbel	3"W x 18"H x 16"D
	PRODW11116	Rangehood Corbel	4-3/4"W x 18"H x 16"D
B	PRODW11117	Overhang Bracket	1-3/4"W x 10"H x 10"D
	PRODW11118	Overhang Bracket	3"W x 10"H x 10"D
	PRODW11119	Overhang Bracket	4-3/4"W x 10"H x 10"D
C	PRODW11120	Large Bar Bracket	1-3/4"W x 12"H x 8"D
	PRODW11121	Large Bar Bracket	3"W x 12"H x 8"D
D	PRODW11123	Medium Bar Bracket	1-3/4"W x 9"H x 6-1/2"D
	PRODW11124	Medium Bar Bracket	3"W x 9"H x 6-1/2"D
	PRODW11125	Medium Bar Bracket	4-3/4"W x 9"H x 6-1/2"D
E	PRODW11126	Small Bar Bracket	1-3/4"W x 7-1/2"H x 5"D
	PRODW11127	Small Bar Bracket	3"W x 7-1/2"H x 5"D
	PRODW11128	Small Bar Bracket	4-3/4"W x 7-1/2"H x 5"D
F	PRODW11129	X-Small Bar Bracket	1-3/4"W x 6"H x 4"D
	PRODW11130	X-Small Bar Bracket	3"W x 6"H x 4"D
G	PRODW11132	Petite Bar Bracket	1-3/4"W x 3"H x 3"D
	PRODW11133	Petite Bar Bracket	3"W x 3"H x 3"D
	PRODW11134	Petite Bar Bracket	4-3/4"W x 3"H x 3"D



NOTE: See below for wood species codes.

Wood Bun Feet



	Item #	Dimensions
A	PRODW11141	2-3/4"sq. x 4-1/4"H
B	PRODW11142	4-3/4"sq. x 4-1/4"H

NOTE: See below for wood species codes.

Wood Columns



	Item #	Dimensions
A	PRODW11135	3"sq. x 36"H
	PRODW11136	3"sq. x 42"H
B	PRODW11137	3-1/2"sq. x 36"H
	PRODW11138	3-1/2"sq. x 42"H
C	PRODW11139	5"sq. x 36"H
	PRODW11140	5"sq. x 42"H


NOTE: See below for wood species codes.

Species Codes
Alder = AL
Cherry = CH
Maple = MA

Add species code to the end of the item number.

CLASSIC COLLECTION

Wood Corbels




	Item #	Description	Dimensions
A	PRODW11143	Rangehood Corbel	3"W x 18"H x 16"D
	PRODW11144	Rangehood Corbel	4-3/4"W x 18"H x 16"D
B	PRODW11145	Large Bar Bracket	1-3/4"W x 12"H x 8"D
	PRODW11146	Large Bar Bracket	3"W x 12"H x 8"D
	PRODW11147	Large Bar Bracket	4-3/4"W x 12"H x 8"D
C	PRODW11148	Medium Bar Bracket	1-3/4"W x 9"H x 6-1/2"D
	PRODW11149	Medium Bar Bracket	3"W x 9"H x 6-1/2"D
	PRODW11150	Medium Bar Bracket	4-3/4"W x 9"H x 6-1/2"D
D	PRODW11151	Small Bar Bracket	1-3/4"W x 7-1/2"H x 5"D
	PRODW11152	Small Bar Bracket	3"W x 7-1/2"H x 5"D
	PRODW11153	Small Bar Bracket	4-3/4"W x 7-1/2"H x 5"D
E	PRODW11154	X-Small Bar Bracket	1-3/4"W x 6"H x 4"D
	PRODW11155	X-Small Bar Bracket	3"W x 6"H x 4"D
	PRODW11156	X-Small Bar Bracket	4-3/4"W x 6"H x 4"D
F	PRODW11157	Petite Bar Bracket	1-3/4"W x 3"H x 3"D
	PRODW11158	Petite Bar Bracket	3"W x 3"H x 3"D
G	PRODW11159	Overhang Bracket	1-3/4"W x 10"H x 10"D
	PRODW11160	Overhang Bracket	3"W x 10"H x 10"D
	PRODW11161	Overhang Bracket	4-3/4"W x 10"H x 10"D

PRO
VALUE SERIES

NOTE: See below for wood species codes.

Wood Bun Feet



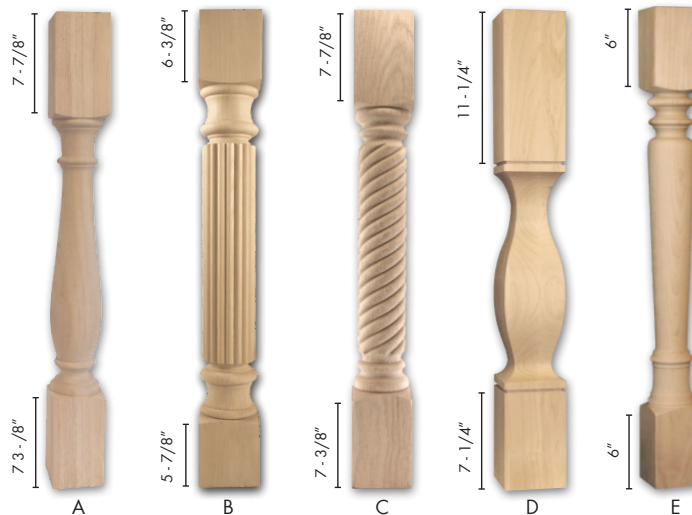
	Item #	Dimensions
A	PRODW11162	3-1/2" dia. x 4"H
B	PRODW11163	3-5/8" dia. x 4"H
C	PRODW11164	3-1/2"sq. x 4"H
D	PRODW11165	3-1/2"sq. x 4-1/2"H
E	PRODW11166	4-5/8"sq. x 4"H
F	PRODW11167	4-5/8"sq. x 4-1/2"H

NOTE: See below for wood species codes.

Species Codes
Alder = AL
Cherry = CH
Maple = MA

Add species code to the end of the item number.

Wood Columns



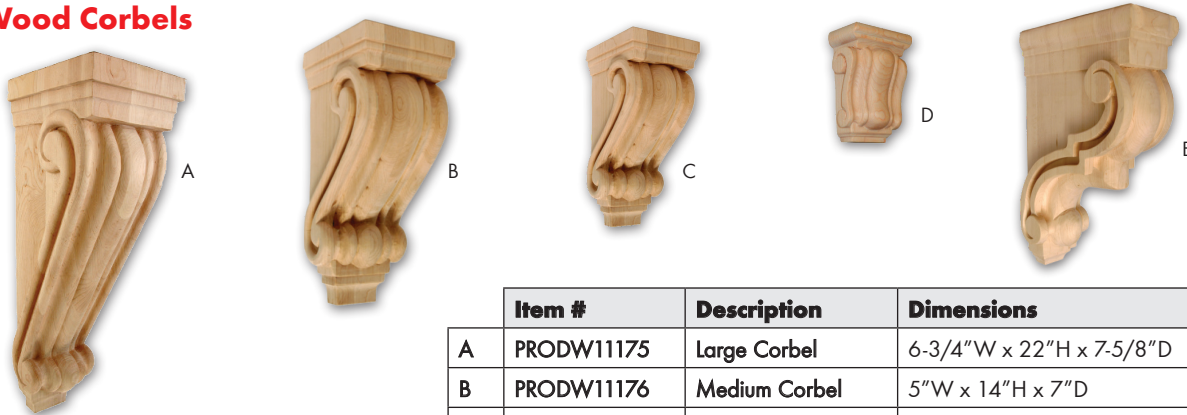
	Item #	Dimensions		Item #	Dimensions
A	PRODW11168	3-1/2"sq. x 36"H	D	PRODW11171	3-1/2"sq. x 36"H
B	PRODW11169	3-1/2"sq. x 36"H		PRODW11172	4-3/4"sq. x 36"H
C	PRODW11170	3-1/2"sq. x 36"H	E	PRODW11173	3-1/2"sq. x 36"H
				PRODW11174	5"sq. x 36"H

NOTE: See below for wood species codes.

A
B
C
D
E
F
G
H
I
J
K
L
M
N
O
P
Q
R
S
T
U
V
W
X
Y

A TRADITIONAL COLLECTION

Wood Corbels

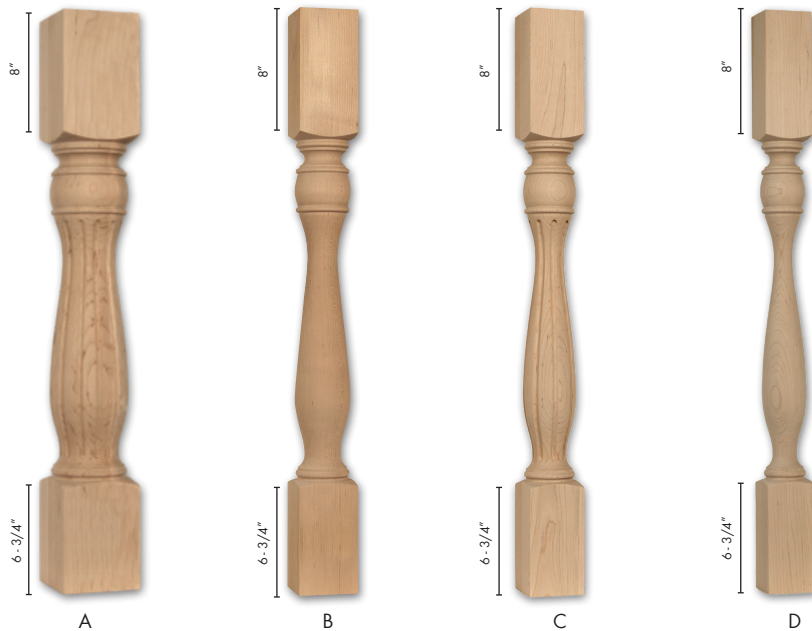


PRO
VALUE SERIES

	Item #	Description	Dimensions
A	PRODW11175	Large Corbel	6-3/4"W x 22"H x 7-5/8"D
B	PRODW11176	Medium Corbel	5"W x 14"H x 7"D
C	PRODW11177	Small Corbel	4-1/2"W x 10"H x 5-1/4"D
D	PRODW11178	Mini Corbel	2-7/8"W x 4-1/4"H x 1-3/4"D
E	PRODW11179	Bar Bracket	3-3/8"W x 13"H x 7-3/4"D

NOTE: See below for wood species codes.


Wood Columns



	Item #	Dimensions	Item #	Dimensions	
A	PRODW11180	3-3/4"sq. x 36"H	C	PRODW11188†	3"sq. x 36"H
	PRODW11181	3-3/4"sq. x 42"H		PRODW11189	3"sq. x 42"H
	PRODW11182	5"sq. x 36"H		PRODW11190	3-1/2"sq. x 36"H
	PRODW11183	5"sq. x 42"H		PRODW11191	3-1/2"sq. x 42"H
B	PRODW11184	3-3/4"sq. x 36"H	D	PRODW11192	3"sq. x 36"H
	PRODW11185	3-3/4"sq. x 42"H		PRODW11193	3"sq. x 42"H
	PRODW11186	5"sq. x 36"H		PRODW11194	3-1/2"sq. x 36"H
	PRODW11187	5"sq. x 42"H		PRODW11195	3-1/2"sq. x 42"H

NOTE: See below for wood species codes.

Wood Bun Feet



	Item #	Dimensions
A	PRODW11196	3-1/2" dia. x 4"H
B	PRODW11197	4-3/4" dia. x 4"H
C	PRODW11198	3-1/2" dia. x 4-1/2"H
D	PRODW11199	3-1/2" dia. x 4"H

NOTE: See below for wood species codes.

Species Codes

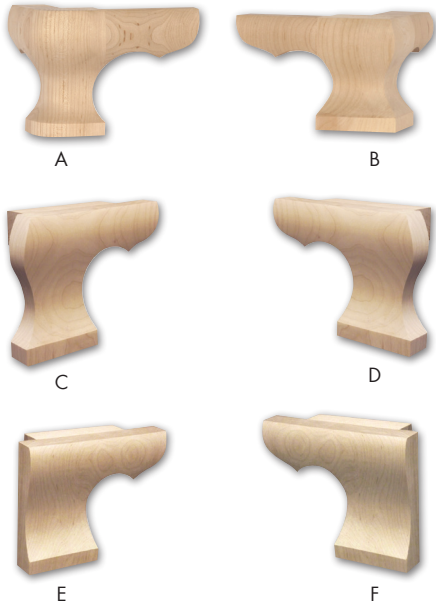
Alder = AL
Cherry = CH
Maple = MA

Add species code to the end of the item number.

† = Not offered in Alder.

TRADITIONAL COLLECTION


Wood Pedestal Feet



	Item #	Description	Dimensions
A	PRODW11204†	Round Faced Corner Pedestal Foot	4"H x 6"W x 6"D
	PRODW11205†	Round Faced Corner Pedestal Foot	4-1/2"H x 6"W x 6"D
B	PRODW11206	Square Faced Corner Pedestal Foot	4"H x 6"W x 6"D
	PRODW11207†	Square Faced Corner Pedestal Foot	4-1/2"H x 6"W x 6"D
C	PRODW11208†	Curved Edge Pedestal Foot (Left)	4"H x 6"W x 1"D
	PRODW11209†	Curved Edge Pedestal Foot (Left)	4-1/2"H x 6"W x 1"D
D	PRODW11210†	Curved Edge Pedestal Foot (Right)	4"H x 6"W x 1"D
	PRODW11211†	Curved Edge Pedestal Foot (Right)	4-1/2"H x 6"W x 1"D
E	PRODW11212†	Straight Edge Pedestal Foot (Left)	4"H x 6"W x 1"D
	PRODW11213†	Straight Edge Pedestal Foot (Left)	4-1/2"H x 6"W x 1"D
F	PRODW11214†	Straight Edge Pedestal Foot (Right)	4"H x 6"W x 1"D
	PRODW11215†	Straight Edge Pedestal Foot (Right)	4-1/2"H x 6"W x 1"D

NOTE: See below for wood species codes.

Wood Columns



	Item #	Dimensions
A	PRODW11200	5"sq. x 36"H
B	PRODW11201	3-1/2"sq. x 36"H
C	PRODW11202	5"sq. x 36"H

NOTE: See below for wood species codes.

Species Codes
Alder = AL
Cherry = CH
Maple = MA

Add species code to the end of the item number.
† = Not offered in Alder.

A
B
C
D
E
F
G
H
I
J
K
L
M
N
O
P
Q
R
S
T
U
V
W
X
Y

A WOOD CORBELS & ROPE MOLDINGS

B
C
D
E
F
G
H
I
J
K
L
M
N
O
P
Q
R
S
T
U
V
W
X
Y

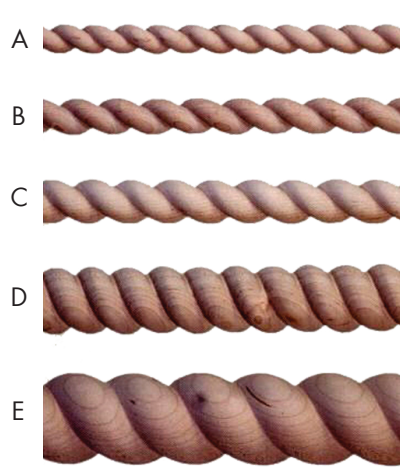


Bar Bracket Corbels
Machined Wood Bar Bracket Corbels



- Omega National's premium line of bar bracket corbels
 - Five wood species available: Alder, Cherry, Maple, Hickory and Red Oak
 - All items are unfinished wood, produced from North American hardwoods
- Packing: Full box quantities of 2.
Sold In: Full box quantities only.

Dimensions	Alder Item #	Cherry Item #	Maple Item #	Hickory Item #	Red Oak Item #	Box Qty
2"W x 6" D x 8"H	OMS1102QUF2	-	OMS1102MUF2	OMS1102HUF2	-	2
2"W x 8"D x 10"H	OMS1101QUF2	OMS1101CUF2	OMS1101MUF2	-	OMS1101OUF2	2




Split Rope Moldings
Value Priced 4' & 8' Lengths



- Economy line of machine made split rope moldings
- Rope Moldings are available in five widths ranging from 1/4" - 1"
- All items are unfinished wood

	Size	Cherry Item #	Maple Item #	Oak Item #	Poplar Item #
A	1/4"W x 48"L	PROMS00112CH	PROMS00112MP	-	-
B	3/8"W x 96"L	PROMS00222CH	PROMS00222MP	-	-
C	1/2"W x 96"L	PROMS00422CH	PROMS00422MP	-	-
D	3/4"W x 96"L	PROMS00622CH	PROMS00622MP	PROMS00622OK	PROMS00622PO
E	1"W x 96"L	PROMS00722CH	PROMS00722MP	-	-

BUN FEET & DOOR INSERTS



Wood Bun Feet Machine Made

- Hanger bolt not included with styles A - D
5/16" diameter hanger bolt included in style E
- Unfinished wood



Style	Dimensions	Alder Item #	Hardwood Item #	Maple Item #
Hanger Bolt Not Included				
A Large Ball	4-7/8" W x 4" H	-	-	GWBALL5-M
B Poppy	4" W x 4-1/2" H	-	-	GWBFPOP-M
C Marseille	3-5/8" W x 4" H	GWBF4-A	GWBF4-H	GWBF4-M
D Contemporary	3-1/2" W x 3" H	GWBF2744-A	-	-
5/16" Diameter Hanger Bolt Included				
E Tulip	3-1/4" W x 4-3/4" H	-	-	GWBF44-M



Wood Louver Door Panel Kit

- Machine made, unfinished wood
- Includes: (36) 36" moulded louver slats,
(6) 36" routed side stiles (3-lefts and 3-rights)
- Routed side styles are designed to hold louver slats at 45° angle
- Door frames are not included
- Unfinished wood
- Made in the USA



Item #	Species
OML1001MUF1	Maple



Mini Diagonal Lattice Door Inserts

- Machine made solid wood Maple door inserts
- Sanded, ready to finish




Item #	Thickness	Overall Size	Cell Size
OMLATDS2448MA	5/32"	24"W x 48"H	1/2"

A
B
C
D
E
F
G
H
I
J
K
L
M
N
O
P
Q
R
S
T
U
V
W
X
Y


A WIRE GRILLS

Decorative Wire Grills


• Made in the USA • Grilles can be cleaned with any NON-AMMONIA based cleaners • Sold in 36" x 48" sheets




A



B




C




D



E




F



G



H



I

	Wire Style	Item #	Wire Size	Mesh Size	Sheet Size	Finish
A	Flat	KT1214-AB	.072"	1/2"	36" x 48"	Antique Brass
	Flat	KT1214-AP	.072"	1/2"	36" x 48"	Antique Pewter
B	Twist	KT1220	.23 Gauge	1/2" Hex	36" x 48"	Antique Brass
C	Flat	KT1141	.080"	1" & 1/4"	36" x 48"	Antique Brass
D	Press	KT332	.080"	3/4"	36" x 48"	Antique Brass
	Press	KT332AP	.080"	3/4"	36" x 48"	Antique Pewter
	Press	KT332B	.080"	3/4"	36" x 48"	Bright Brass
E	Square	KT116	.063"	1" & 1/4"	36" x 48"	Antique Brass
	Square	KT116AP	.063"	1" & 1/4"	36" x 48"	Antique Pewter
F	Flat	KT186	1/8" x 3/64"	1"	36" x 48"	Antique Brass
	Flat	KT186SN	1/8" x 3/64"	1"	36" x 48"	Satin Nickel
G	Flat	KT286AB	1/8" x 3/64"	3/8"	36" x 48"	Antique Brass
	Flat	KT286AP	1/8" x 3/64"	3/8"	36" x 48"	Antique Pewter
	Flat	KT286SB	1/8" x 3/64"	3/8"	36" x 48"	Statuary Bronze
H	Square	KT5816P-SN	.063"	5/8"	36" x 48"	Satin Nickel
I	Round	KT771F48X72AC	.120"	1-3/4"	36" x 48"	Antique Copper

PANEL SPACERS



Panel Spacers

- No Oil, Carbon Black or Phthalates
- Eliminate panel rattle and cracking glue joints
- Absolutely no bleeding into your panel door
- .270" diameter, best for use in 1/4" groove
- Recommended minimum spacing is 3/16" (8 - 10 spacers per 5 panel door)
- Sold by the bag



**Perfect for automatic insertion.
No talc needed! ***

* If you are currently using another style of panel spacer with automatic insertion, make sure you run some isopropyl alcohol through to remove any talc or oil residue in the channel.

Item #	Bag Qty
WRO683135800-1M	1,000
WRO683135800-5M	5,000

A
B
C
D
E
F
G
H
I
J
K
L
M
N
O
P
Q
R
S
T
U
V
W
X
Y



Spaceballs® Round Panel Inserts for Cabinets



- An inexpensive solution of centering panels and keeping them tight in raised panel doors
- Spaceballs stop panel rattle and help eliminate cracking glue joints
- Made of a space-age plastic developed for this application
- Sized at 0.260" dia., they will safely compress to 0.140" as the panel expands and returns to original shape as conditions change
- US Patent 5317853 and Canada Patent 2115722



Item #	Box Qty
YYSB	1,000
YYSB-5	5,000
YYSBULK	50,000

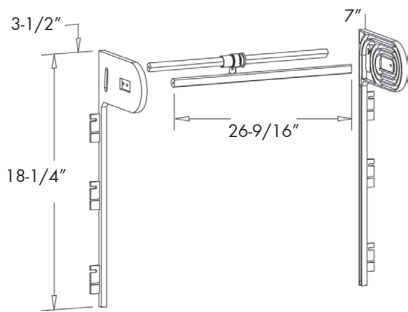
Panel Spacer Insertion Gun, Handheld Pneumatic



- Compatible with various spacer sizes and styles via adjustable set screws
- Easily and accurately insert spacers into your doors
- Every pull of the trigger inserts a spacer right where you need it
- Normal Operating Pressure is 80-140 psi
- Adjustable Set Screw
- Works with Würth Panel Spacers and other styles of panel spacers .260 and .232
- Talc powder included for other types of panel spacers where it may be needed

Item #
CSHINSERTGUN

A TAMBOUR HARDWARE & TRACK



Hardware & Track Finger Lite Hardware & Track System

- "Finger Lite" hardware has an aluminum coil that acts as a counter
- balance against the door
- Tracks are available in face frame (OMT4019) and frameless (OMT4049) styles
- Maximum recommended tambour size is a slat length of 30"
- Designed for tambour thicknesses up to 3/16"



Item #	Description	Finish
OMT4029002	Tambour Hardware Kit Includes: spring, bushing, 2 spacer rails, fasteners and installation instructions	
OMT4019002	Tambour Track, Face Frame Application, 3-1/2" Depth x 18/1/4" Height, Maximum Slat Length = 30"	Brown
OMT4049002	Tambour Track, Frameless Application, 3-1/2" Depth x 17-1/2" Height, Maximum Slat Length = 30"	White

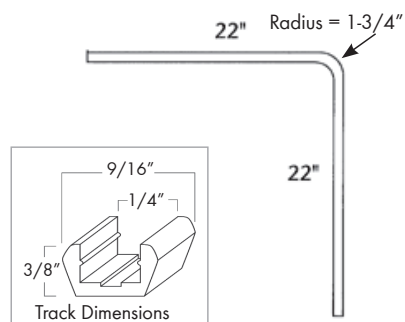
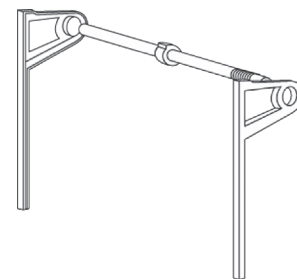


Spring Tension Hardware & Track System

- Spring Tension hardware assists in opening the door
- Designed for face frame applications only
- System includes tension spring, wood dowel, donut(s), and plastic guide rails for Tambour Doors
- Controls Tambour Doors up to 36"W x 19"H x 7/32"Thick
- Dowels can be trimmed for narrower door widths
- Door is easily controlled from top to bottom, glides smoothly
- Easily stapled to back of face frame



Size	Almond Item #	White Item #
16" W x 17-1/2"H	-	OMST2-16WH
24" W x 17-1/2"H	OMST2-24AL	-



L-Shaped Track Recessed Mount, Track System

- A self-lubricating tambour door track system for most any tambour
- door style, thickness or size
- Made of rigid extruded PVC, easily cut to desired lengths
- Track can be recessed in routed 3/8"D x 9/16"W groove or stapled directly to end panels
- Smooth operation, no sticking
- Accepts a maximum tambour thickness of 7/32", thicker tambours must be mortised
- Made in the USA



Item #	Dimension	Finish
OMLT22-BN	22"L with 1-3/4" Radius	Brown

TAMBOUR DOORS



Tambour Doors
Solid Wood Y-Notch Edge Tambour Doors

- Individual solid hardwood slat moldings bonded to a cloth backer
- Sanded and ready to finish. Made in the USA

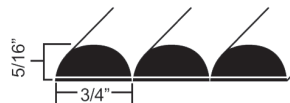


Slat Size	Alder Item #	Cherry Item #	Maple Item #	Hickory Item #	Red Oak Item #
24"W x 47"L Overall Tambour with 1 Leadrail					
3/4"W x 3/16" H	OMSW-30-AL504	OMSW-30-CH503	OMSW-30-MA512	OMSW-30-HI502	OMSW-30-RO511
36"W x 47"L Overall Tambour with 2 Leadrails					
3/4"W x 3/16" H	OMSW-30-AL503	OMSW-30-CH514	OMSW-30-MA508	OMSW-30-HI506	OMSW-30-RO513




Tambour Doors
Solid Wood Half-Round Edge Tambour Doors

- Individual solid hardwood slat moldings bonded to a cloth backer
- Sanded and ready to finish. Made in the USA

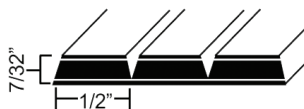


Slat Size	Alder Item #	Cherry Item #	Maple Item #	Hickory Item #	Red Oak Item #
60"W x 36"L Overall Tambour with 2 Leadrails					
3/4"W x 5/16" H	OMSW-15-AL601	OMSW-15-CH610	OMSW-15-MA603	OMSW-15-HI602	OMSW-15-RO701



Tambour Doors,
Wood Veneer V-Notch Edge Tambour Doors

- Wood veneer bonded to medium density fiberboard with a balance veneer
- Bonded to cloth backer for functional stability and performance
- Sanded and ready to finish. Made in the USA



Slat Size	Alder Item #	Maple Item #	Hickory Item #	Red Oak Item #
36"W x 47-1/2"L Overall Tambour with 2 Leadrails				
1/2"W x 7/32"H	OMV-3-AL501	OMV-3-MA501	OMV-3-HI509	OMV-3-RO502

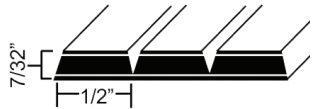
A TAMBOUR DOORS & MDF RADIUS MOLDINGS

B
C
D
E
F
G
H
I
J
K
L
M
N
O
P
Q
R
S
T
U
V
W
X
Y

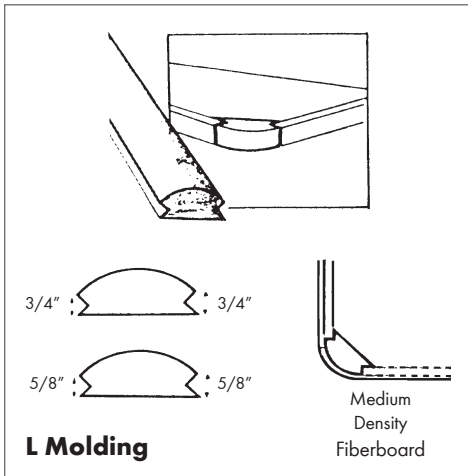


Tambour Doors
Wood Vener V-Notch Tambour Doors

- Unique look with flat cut veneer face
- Balanced construction
- Light brown core 7/32" thickness
- Sanded and ready to finish



Item #	Size	Species
OMT0180MUF2	47-3/4" Slat Length x 37" w/2 Leadrails	Maple



MDF Pre-Fit Radius Moldings, 97" L

- These moldings are designed to allow cabinet fabricators to include smooth, consistent radius corners in their units
- Radius moldings are available in two styles: "L" and "J"
- "L" Molding is designed to radius the corner between two right angle panels
- "J" Molding is designed to add a radius at the ends of two parallel panel
- Made of machined (not formed) medium density fiberboard (MDF)
- The moldings are suitable for painting or laminating over



Item #	Radius	Length	Accepts Panel Size
L-Moldings			
WRH2L34	2"	97"	3/4"
WRH3L34	3"	97"	3/4"
WRH4L34	4"	97"	3/4"
WRH6L34	6"	97"	3/4"
J-Moldings			
WRH3J34	3"	97"	3/4"

