

SECTION X - TABLE OF CONTENTS

Section X Contents:

- Karran Stainless Steel Sinks.....2-9
- Karran Quartz Sinks..... 10-15
- Karran Acrylic Sinks..... 16
- Karran Vitreous China Sinks..... 17-21
- Karran Faucets..... 22-23
- Karran Sink Accessories..... 24-28
- Bally Block Wood Countertops..... 29-30
- Durasein Solid Surface..... 31-33
- 909 Laminate..... 34
- Formica Everform and Laminate..... 35-37
- Pionite Laminate..... 38
- Nevamar Laminate..... 39
- Panolam Laminate, Duet, FRP & FRL.. 40-43
- Richwood PolyBak, Dry Erase..... 44



A
B
C
D
E
F
G
H
I
J
K
L
M
N
O
P
Q
R
S
T
U
V
W
X
Y



A WORKSTATION SERIES

Undermount Stainless Steel Workstation Sink Kits

- Sinks have built-in ledges and included accessories which makes this sink series the most functional workspace
- Designed to be undermounted into all granite, quartz and solid surface countertops
- Made from T304, 16-gauge stainless steel
- 18/10 chrome-nickel makeup guards against oxidation and rust
- Finish: Soft Satin Brushed Stainless Steel
- Kit includes: (1) sink, (1) faucet, (1) wood cutting board, (1) basket strainer, (1) bottom grid, (1) colander plate, (1) roll up drying rack and (1) colander



A



B

Kit includes:

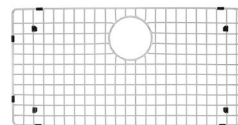
Faucet
(22" tall single lever stainless steel commercial faucet)



Wood cutting board



Basket strainer



Bottom grid



Colander plate



Roll up drying rack



Colander

	Item #	Style	Outside Dimensions	Inside Bowl Dimensions
A	KARWS45PK2	Large Single Bowl w/Apron	33"x20-5/8" / 9"Apron Depth	30"x17"x10"
B	KARWS37PK2	Large Single Bowl	32"x19"	30"x17"x10"

NOTE: All dimensions are approximate to +/- 1/4" as listed in this catalog. Karran states that no cutting or modifying of the countertop should occur before having the sink on hand.

EDGE 500 SERIES



Seamless Undermount Stainless Steel Sinks

- Designed to be seamlessly undermounted into all laminate and solid surface countertops
- Designed to be flush mounted into all granite and quartz countertops
- Handmade construction from T304, 18-gauge stainless steel
- 18/10 chrome-nickel makeup guards against oxidation and rust



A



B



C



D



E



F



G



H



I



J



K

	Item #	Style	Outside Dimensions	Inside Bowl Dimensions
A	KARE560R	Large/Small Bowl	32"x21-1/2"	Left: 17"x19"x9" / Right: 11"x16"x9"
B	KARE560L	Small/Large Bowl	32"x21-1/2"	Left: 11"x16"x9" / Right: 17"x19"x9"
C	KARE550	Double Equal Bowl	33-7/8"x19-1/2"	Left: 15"x17"x9" / Right: 15"x17"x9"
D	KARE540	Large Single Bowl	32-1/2"x19-1/2"	30"x17"x9"
E	KARE528	Extra Deep Laundry Bowl	23-1/2"x19-1/2"	21"x17"x14"
F	KARE525	ADA Single Bowl	23-1/2"x19-1/2"	21"x17"x5-1/2"
G	KARE520	Single Bowl	23-1/2"x19-1/2"	21"x17"x9"
H	KARE510	Bar/Prep Bowl	15-1/2"x19-1/2"	13"x17"x9"
I	KARE505D	ADA Vanity Bowl	18-1/8"x15-7/8"	15-3/4"x13-3/8"x5-1/2"
Waste Chutes				
J	KAREW09	Waste Chute	11-1/2"x3"	9"x3"
K	KAREW07	Waste Chute	9-1/2"x3"	7"x3"

NOTE: All dimensions are approximate to +/- 1/4" as listed in this catalog. Karran states that no cutting or modifying of the countertop should occur before having the sink on hand.

A
B
C
D
E
F
G
H
I
J
K
L
M
N
O
P
Q
R
S
T
U
V
W
X
Y

A **EDGE 400 SERIES**

B **Seamless Undermount Stainless Steel Sinks**



- Designed to be seamlessly undermounted into all laminate and solid surface countertops
- Designed to be flush mounted into all granite and quartz countertops
- Handmade construction from T304, 18-gauge stainless steel
- 18/10 chrome-nickel makeup guards against oxidation and rust



A



B



C



ADA Compliant



D

	Item #	Style	Outside Dimensions	Inside Bowl Dimensions
A	KARE440	Large Single Bowl	31-1/2"x18"	29-1/4"x15-1/2"x8-3/4"
B	KARE420	Single Bowl	24"x18"	21-1/4"x15-1/2"x9"
C	KARE415	ADA Bar/Prep Bowl	16-1/4"x18-1/4"	13-3/4"x15-3/4"x6"
D	KARE410	Bar/Prep Bowl	16-1/4"x18-1/4"	13-3/4"x15-3/4"x8-1/2"

NOTE: All dimensions are approximate to +/- 1/4" as listed in this catalog. Karran states that no cutting or modifying of the countertop should occur before having the sink on hand.

EDGE 300 SERIES

Seamless Undermount Stainless Steel Sinks



- Designed to be seamlessly undermounted into all laminate and solid surface countertops
- Designed to be flush mounted into all granite and quartz countertops
- Handmade construction from T304, 18-gauge stainless steel
- 18/10 chrome-nickel makeup guards against oxidation and rust



A



B



C



D



E



F



G



H



I



ADA Compliant



J



ADA Compliant



K



ADA Compliant

	Item #	Style	Outside Dimensions	Inside Bowl Dimensions
A	KARE36OR	Large/Small Bowl	32-3/8"x21-1/8"	Left: 14-3/4"x18-3/4"x8-3/8" / Right: 13-3/4"x16-1/4"x6-1/4"
B	KARE350	Double Equal Bowl	32-3/8"x19"	Left: 14-1/8"x16-1/2"x8-1/2" / Right: 14-1/8"x16-1/2"x8-1/2"
C	KARE340	Large Single Bowl	30-3/4"x18-7/8"	28-1/4"x16-1/4"x9"
D	KARE330	D-Shape Single Bowl	23-3/8"x21-1/8"	21-1/8"x18-3/4"x9"
E	KARE320	Single Bowl	24-1/8"x18-1/8"	21-3/4"x15-3/4"x9"
F	KARE315	Bar/Prep Bowl	15-7/8"x17-7/8"	13-3/8"x15-7/8"x8"
G	KARE312	Bar/Prep Bowl	15-1/4"x15-1/4"	13"x13"x5-3/4"
H	KARE310	Bar/Prep Bowl	12-7/8"x14-7/8"	10-1/4"x12-3/8"x6-1/2"
I	KARE309	ADA Vanity Bowl	18-1/8"x15-3/4"	
J	KARE305	ADA Vanity Bowl	15-1/4"x15-1/4"	12-3/4"x12-3/4"x5-3/4"
K	KARE303	ADA Vanity Bowl	18"x14-1/2"	15-1/2"x12"x5-3/4"

NOTE: All dimensions are approximate to +/- 1/4" as listed in this catalog. Karran states that no cutting or modifying of the countertop should occur before having the sink on hand.



A
B
C
D
E
F
G
H
I
J
K
L
M
N
O
P
Q
R
S
T
U
V
W
X
Y

A ELITE SERIES

Undermount Stainless Steel Sink w/Apron Kits



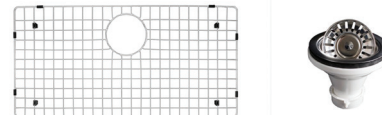
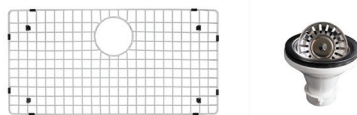
- Designed for all granite and quartz countertops
- Made of 304 stainless steel, 16 Gauge
- Sold in kits
- Single Bowl Includes: (1) Sink, (1) Basket Strainer & (1) Bottom Grid
- Double Bowl Includes: (1) Sink, (2) Basket Strainers & (2) Bottom Grids
- Soft satin brushed finish



A

B

C



D

E

	Item #	Style	Outside Dimensions	Inside Bowl Dimensions
A	KAREL88-PK	Double Equal Bowl	36"x22-1/4"	Left: 16-1/4"x18"x10" / Right: 16-1/4"x18"x10"
B	KAREL87-PK	Large/Small Bowl	36"x22-1/4"	Left: 19-3/4"x18"x10" / Right: 13"x18"x10"
C	KAREL86-PK	Large/Small Bowl	33"x22-1/4"	Left: 16-3/4"x18"x10" / Right: 12-3/4"x18"x10"
D	KAREL84-PK	Single Bowl	33"x22-1/4"	31"x18"x10"
E	KAREL82-PK	Single Bowl	30"x22-1/4"	28"x18"x10"

NOTE: All dimensions are approximate to +/- 1/4" as listed in this catalog. Karran states that no cutting or modifying of the countertop should occur before having the sink on hand.

ELITE SERIES

Undermount & Top Mount Stainless Steel Sink Kits



- Designed for all granite and quartz countertops
- Made of T304 stainless steel, 16 Gauge
- Sold in kits
- Single Bowl Includes: (1) Sink, (1) Basket Strainer & (1) Bottom Grid
- Double Bowl Includes: (1) Sink, (2) Basket Strainers & (2) Bottom Grids
- Soft satin brushed finish



Item #	Style	Outside Dimensions	Inside Bowl Dimensions	
A	KAREL78L-PK	Undermount Small/Large Bowl	33"x22"	Left: 13"x18"x10" / Right: 17"x20"x10"
B	KAREL78R-PK	Undermount Large/Small Bowl	33"x22"	Left: 17"x20"x10" / Right: 13"x18"x10"
C	KAREL76-PK	Undermount Double Equal Bowl	32"x19"	Left: 14-1/4"x17"x10" / Right: 14-1/4"x17"x10"
D	KAREL75-PK	Undermount Large Single Bowl	30"x18"	28"x16"x10"
E	KAREL73-PK	Undermount Large Single Bowl	23"x18"	21"x16"x10"
F	KAREL71-PK	Undermount Bar/Prep Bowl	15"x20"	13"x18"x10"
G	KAREL35-PK	Top Mount Double Equal Bowl	33"x22"	Left: 14-1/2"x16-3/4"x10" / Right: 14-1/2"x16-3/4"x10"
H	KAREL33-PK	Top Mount Large Single Bowl	33"x22"	31"x19"x10"
I	KAREL30-PK	Top Mount Single Bowl	25"x22"	22-1/4"x16-3/4"x10"

NOTE: All dimensions are approximate to +/- 1/4" as listed in this catalog. Karran states that no cutting or modifying of the countertop should occur before having the sink on hand.

A
B
C
D
E
F
G
H
I
J
K
L
M
N
O
P
Q
R
S
T
U
V
W
X
Y

A UNDERMOUNT SERIES

Undermount Stainless Steel Sinks



- Designed for all granite and quartz countertops
- Made of 304 stainless steel, 18 Gauge
- Soft satin brushed finish



A



B



C



D



E



F

	Item #	Style	Outside Dimensions	Inside Bowl Dimensions
A	KARU6040L	Small/Large Bowl	31-1/2"x20-1/8"	Left: 13-5/8"x16"x6-3/4" / Right: 14-3/4"x18-1/2"x8-3/4"
B	KARU6040R	Large/Small Bowl	31-1/2"x20-1/8"	Left: 14-3/4"x18-1/2"x8-3/4" / Right: 13-5/8"x16"x6-3/4"
C	KARU5050	Double Equal Bowl	31-1/2"x18-1/8"	Left: 14-1/8"x16-1/2"x8-3/4" / Right: 14-1/8"x16-1/2"x8-3/4"
D	KARU3018	Large Single Bowl	30-1/2"x18-3/8"	28-3/8"x16-3/8"x9"
E	KARU2321	D-Shape Single Bowl	22-5/8"x20-1/8"	21-1/4"x18-3/4"x9-3/4"
F	KARU2418	Single Bowl	24-1/8"x18-1/8"	21-3/4"x15-3/4"x9"

NOTE: All dimensions are approximate to +/- 1/4" as listed in this catalog. Karran states that no cutting or modifying of the countertop should occur before having the sink on hand.

UNDERMOUNT SERIES

Undermount Stainless Steel Bar/Prep & Vanity Sinks



- Designed for all granite and quartz countertops
- Made of 304 stainless steel, 18 Gauge
- Soft satin brushed finish



A



B



C



D



E



F



	Item #	Style	Outside Dimensions	Inside Bowl Dimensions
A	KARU1517	Bar/Prep Bowl	14-5/8"x16-3/4"	13-5/8"x15-5/8"x8"
B	KARU1414	Bar/Prep Bowl	14-1/2"x14-1/2"	13"x13"x6-1/2"
C	KARU1113	Bar/Prep Bowl	11-1/2"x13-1/2"	10-3/8"x12-3/8"x6-3/4"
D	KARUV1816	Vanity Bowl	17-1/4"x15"	15-5/8"x13-1/4"x6"
E	KARUV1715	Vanity Bowl	17-1/4"x15"	15-5/8"x13-1/4"x6-1/2"
F	KARUV1515	ADA Vanity Bowl	14-1/2"x14-1/2"	13"x13"x5-3/4"

NOTE: All dimensions are approximate to +/- 1/4" as listed in this catalog. Karran states that no cutting or modifying of the countertop should occur before having the sink on hand.

A
B
C
D
E
F
G
H
I
J
K
L
M
N
O
P
Q
R
S
T
U
V
W
X
Y

A QUARTZ Q SERIES

Seamless Undermount Quartz Sinks



- Extremely scratch and chip resistant
- Will not fade or support bacteria growth
- Uniform color throughout
- Heat resistant over 530°F



A
Shown in Bisque
Outside Dimensions: 32-1/2"x21"
Inside Bowl Dimensions:
Left: 14-3/4"x18-1/2"x8-1/2"
Right: 13-3/4"x16"x7-1/2"



B
Shown in Black
Outside Dimensions: 32-3/8"x19"
Inside Bowl Dimensions:
Left: 14-1/8"x16-1/2"x8-1/2"
Right: 14-1/8"x16-1/2"x8-1/2"



C
Shown in Brown
Outside Dimensions: 30-7/8"x18-7/8"
Inside Bowl Dimensions:
28-3/8"x16-3/8"x9"



D
Shown in Concrete
Outside Dimensions:
24-1/4"x18-1/4"
Inside Bowl Dimensions:
21-5/8"x15-3/4"x8-1/2"



E
Shown in Gray
Outside Dimensions:
16-5/8"x16-5/8"
Inside Bowl Dimensions:
14"x14"x8"



F
Shown in White
Outside Dimensions:
19"x15"
Inside Bowl Dimensions:
17"x13"x5-1/2"



	A	B	C	D	E	F
Color	Large/Small Bowl Item #	Double Equal Bowl Item #	Large Single Bowl Item #	Single Bowl Item #	Bar/Prep Bowl Item #	ADA Vanity Bowl Item #
Bisque	KARQ360RBI	KARQ350BI	KARQ340BI	KARQ320BI	KARQ315BI	KARQ306BI
Black	KARQ360RBL	KARQ350BL	KARQ340BL	KARQ320BL	KARQ315BL	KARQ306BL
Brown	KARQ360RBR	KARQ350BR	KARQ340BR	KARQ320BR	KARQ315BR	KARQ306BR
Concrete	KARQ360RCN	KARQ350CN	KARQ340CN	KARQ320CN	KARQ315CN	KARQ306CN
Gray	KARQ360RGR	KARQ350GR	KARQ340GR	KARQ320GR	KARQ315GR	KARQ306GR
White	KARQ360RWH	KARQ350WH	KARQ340WH	KARQ320WH	KARQ315WH	KARQ306WH

NOTE: All dimensions are approximate to +/- 1/4" as listed in this catalog. Karran states that no cutting or modifying of the countertop should occur before having the sink on hand.

QUARTZ QA & QAR SERIES

Undermount Quartz Sinks w/Aprons, Farmhouse Series



- Extremely scratch and chip resistant
- Will not fade or support bacteria growth
- Uniform color throughout and heat resistant over 530°F
- QA Series Apron Height: 9-1/4"
- QAR Series is a retrofit line and it is designed to fit in existing 36" standard sink base cabinets
- QAR Series Apron Height: 6-1/2"



A
Shown in Bisque
Outside Dimensions: 34"x21-1/4"
Inside Bowl Dimensions:
Left: 17-1/4"x16-3/4"x9"
Right: 11-1/4"x16-3/4"x9"



B
Shown in Black
Outside Dimensions: 34"x21-1/4"
Inside Bowl Dimensions:
Left: 14-3/4"x16-3/4"x9"
Right: 14-3/4"x16-3/4"x9"



C
Shown in Brown
Outside Dimensions: 34"x21-1/4"
Inside Bowl Dimensions:
31"x16-3/4"x9"



D
Shown in Concrete
Outside Dimensions: 34"x21-1/4"
Inside Bowl Dimensions:
Left: 17-1/4"x16-3/4"x9"
Right: 11-1/4"x16-3/4"x9"



E
Shown in Gray
Outside Dimensions: 34"x21-1/4"
Inside Bowl Dimensions:
Left: 14-3/4"x16-3/4"x9"
Right: 14-3/4"x16-3/4"x9"



F
Shown in White
Outside Dimensions:
34"x21-1/4"
Inside Bowl Dimensions:
31"x16-3/4"x9"

	A	B	C	D	E	F
Color	Large/Small Bowl Item #	Double Equal Bowl Item #	Large Single Bowl Item #	Retrofit Large/Small Bowl Item #	Retrofit Double Equal Bowl Item #	Retrofit Large Single Bowl Item #
Bisque	KARQA760BI	KARQA750BI	KARQA740BI	KARQAR760BI	KARQAR750BI	KARQAR740BI
Black	KARQA760BL	KARQA750BK	KARQA740BL	KARQAR760BL	KARQAR750BL	KARQAR740BL
Brown	KARQA760BR	KARQA750BR	KARQA740BR	KARQAR760BR	KARQAR750BR	KARQAR740BR
Concrete	KARQA760CN	KARQA750CN	KARQA740CN	KARQAR760CN	KARQAR750CN	KARQAR740CN
Gray	KARQA760GR	KARQA750GR	KARQA740GR	KARQAR760GR	KARQAR750GR	KARQAR740GR
White	KARQA760WH	KARQA750WH	KARQA740WH	KARQAR760WH	KARQAR750WH	KARQAR740WH

NOTE: All dimensions are approximate to +/- 1/4" as listed in this catalog. Karran states that no cutting or modifying of the countertop should occur before having the sink on hand.


A
B
C
D
E
F
G
H
I
J
K
L
M
N
O
P
Q
R
S
T
U
V
W
X
Y

A QUARTZ QU SERIES

Undermount Quartz Sinks



- Extremely scratch and chip resistant
- Will not fade or support bacteria growth
- Uniform color throughout and heat resistant over 530°F



A
Shown in Bisque
Outside Dimensions: 32"x21"
Inside Bowl Dimensions:
Left: 15-1/4"x18-3/8"x9"
Right: 12-7/8"x16"x9"



B
Shown in Black
Outside Dimensions: 32"x21"
Inside Bowl Dimensions:
Left: 18"x17-1/4"x10"
Right: 11"x15-1/4"x7-1/2"



C
Shown in Brown
Outside Dimensions: 31-5/8"x19-1/8"
Inside Bowl Dimensions:
29"x16-3/8"x9"



D
Shown in Concrete
Outside Dimensions:
24"x21"
Inside Bowl Dimensions:
21-3/8"x17-7/8"x9"



E
Shown in Gray
Outside Dimensions:
16-5/8"x16-5/8"
Inside Bowl Dimensions:
14"x14"x8-1/4"



F
Shown in White
Outside Dimensions: 32-1/2"x19-1/2"
Inside Bowl Dimensions:
Left: 14-1/2"x15-3/4"x9"
Right: 14-1/2"x15-3/4"x9"

	A	B	C	D	E	F
Color	Large/Small Bowl Item #	Double Equal Bowl Item #	Large Single Bowl Item #	Single Bowl Item #	Bar/Prep Bowl Item #	Double Equal Bowl Item #
Bisque	KARQU610BI	KARQU630BI	KARQU670BI	KARQU671BI	KARQU690BK	KARQU710BI
Black	KARQU610BK	KARQU630BK	KARQU670BK	KARQU671BK	KARQU690BR	KARQU710BK
Brown	KARQU610BR	KARQU630BR	KARQU670BR	KARQU671BR	KARQU690BI	KARQU710BR
Concrete	KARQU610CN	KARQU630CN	KARQU670CN	KARQU671CN	KARQU690CN	KARQU710CN
Gray	KARQU610GR	KARQU630GR	KARQU670GR	KARQU671GR	KARQU690GR	KARQU710GR
White	KARQU610WH	KARQU630WH	KARQU670WH	KARQU671WH	KARQU690WH	KARQU710WH

NOTE: All dimensions are approximate to +/- 1/4" as listed in this catalog. Karran states that no cutting or modifying of the countertop should occur before having the sink on hand.

QUARTZ QU SERIES

Undermount Quartz Sinks

- Extremely scratch and chip resistant
- Will not fade or support bacteria growth
- Uniform color throughout and heat resistant over 530°F



A Shown in Bisque
 Outside Dimensions: 32-1/2"x19-1/2"
 Inside Bowl Dimensions:
 Left: 17-1/2"x15-3/4"x9"
 Right: 11-3/8"x15-3/4"x9"



B Shown in Black
 Outside Dimensions: 32-1/2"x19-1/2"
 Inside Bowl Dimensions:
 30"x15-3/4"x9"



C Shown in Brown
 Outside Dimensions: 33-1/2"x20-1/2"
 Inside Bowl Dimensions:
 Left: 14-3/8"x17-1/2"x9"
 Right: 14-3/8"x16"x9"



D Shown in Concrete
 Outside Dimensions: 33-1/2"x20-5/8"
 Inside Bowl Dimensions:
 Left: 17-5/8"x17-1/2"x9"
 Right: 11-1/8"x16-1/8"x9"



E Shown in Gray
 Outside Dimensions: 33-1/2"x21"
 Inside Bowl Dimensions:
 30"x18"x16-3/8"



F Shown in White
 Outside Dimensions: 32-3/8"x19-1/4"
 Inside Bowl Dimensions:
 Left: 14-1/4"x16-3/4"x9"
 Right: 14-1/4"x16-3/4"x9"



G Shown in Bisque
 Outside Dimensions: 32"x21-1/4"
 Inside Bowl Dimensions:
 Left: 17-1/8" x 19" x 9"
 Right: 11-1/2" x 16-3/4" x 9"

	A	B	C	D	E	F	G
Color	Large/Small Bowl Item #	Large Single Bowl Item #	Double Equal Bowl Item #	Large/Small Bowl Item #	Large Single Bowl Item #	Double Equal Bowl Item #	Large/Small Bowl Item #
Bisque	KARQU711BI	KARQU712BI	KARQU720BI	KARQU721BI	KARQU722BI	KARQU810BI	KARQU811BI
Black	KARQU711BK	KARQU712BK	KARQU720BK	KARQU721BK	KARQU722BK	KARQU810BL	KARQU811BL
Brown	KARQU711BR	KARQU712BR	KARQU720BR	KARQU721BR	KARQU722BR	KARQU810BN	KARQU811BN
Concrete	KARQU711CN	KARQU712CN	KARQU720CN	KARQU721CN	KARQU722CN	KARQU810CT	KARQU811CT
Gray	KARQU711GR	KARQU712GR	KARQU720GR	KARQU721GR	KARQU722GR	KARQU810GR	KARQU811GR
White	KARQU711WH	KARQU712WH	KARQU720WH	KARQU721WH	KARQU722WH	KARQU810WH	KARQU811WH

NOTE: All dimensions are approximate to +/- 1/4" as listed in this catalog. Karran states that no cutting or modifying of the countertop should occur before having the sink on hand.


A
B
C
D
E
F
G
H
I
J
K
L
M
N
O
P
Q
R
S
T
U
V
W
X
Y

A QUARTZ QT SERIES

Top Mount Quartz Sinks




- Extremely scratch and chip resistant
- Will not fade or support bacteria growth
- Uniform color throughout and heat resistant over 530°F



A
Shown in Bisque
Outside Dimensions: 33"x22"
Inside Bowl Dimensions:
Left: 15-1/4"x18-3/8"x9"
Right: 12-7/8"x16"x9"



B
Shown in Black
Outside Dimensions: 33"x22"
Inside Bowl Dimensions:
Left: 18"x17-1/4"x10"
Right: 11"x15-1/4"x7-1/2"



C
Shown in Brown
Outside Dimensions: 33"x22"
Inside Bowl Dimensions:
29"x16-3/8"x9"



D
Shown in Concrete
Outside Dimensions: 25"x22"
Inside Bowl Dimensions:
21-3/8"x17-7/8"x9"



E
Shown in Gray
Outside Dimensions: 33"x22"
Inside Bowl Dimensions:
Left: 14-1/2"x15-3/4"x9"
Right: 14-1/2"x15-3/4"x9"



F
Shown in White
Outside Dimensions: 33"x22"
Inside Bowl Dimensions:
Left: 17-1/2"x15-3/4"x9"
Right: 11-3/8"x15-3/4"x9"

	A	B	C	D	E	F
Color	Large/Small Bowl Item #	Large/Small Bowl Item #	Large Single Bowl Item #	Single Bowl Item #	Double Equal Bowl Item #	Large/Small Bowl Item #
Bisque	KARQT610BI	KARQT630BI	KARQT670BI	KARQT671BI	KARQT710BI	KARQT711BI
Black	KARQT610BK	KARQT630BK	KARQT670BK	KARQT671BK	KARQT710BK	KARQT711BK
Brown	KARQT610BR	KARQT630BR	KARQT670BR	KARQT671BR	KARQT710BR	KARQT711BR
Concrete	KARQT610CN	KARQT630CN	KARQT670CN	KARQT671CN	KARQT710CN	KARQT711CN
Gray	KARQT610GR	KARQT630GR	KARQT670GR	KARQT671GR	KARQT710GR	KARQT711GR
White	KARQT610WH	KARQT630WH	KARQT670WH	KARQT671WH	KARQT710WH	KARQT711WH

NOTE: All dimensions are approximate to +/- 1/4" as listed in this catalog. Karran states that no cutting or modifying of the countertop should occur before having the sink on hand.

QUARTZ QT & QX SERIES

Top Mount Quartz Sinks



- Extremely scratch and chip resistant
- Will not fade or support bacteria growth
- Uniform color throughout and heat resistant over 530°F




A Shown in Bisque
Outside Dimensions: 33"x22"
Inside Bowl Dimensions:
30"x15-3/4"x9"



B Shown in Black
Outside Dimensions: 33"x22"
Inside Bowl Dimensions:
Left: 14-3/8"x17-1/4"x9"
Right: 14-3/8"x16"x9"



C Shown in Brown
Outside Dimensions: 34"x22"
Inside Bowl Dimensions:
Left: 17-5/8"x17-1/2"x9"
Right: 11-1/8"x16-1/8"x9"



D Shown in Concrete
Outside Dimensions: 34"x22"
Inside Bowl Dimensions:
30"x18"x9"



E Shown in Gray
Outside Dimensions: 33"x22"
Inside Bowl Dimensions:
Left: 14-1/4"x16-3/4"x9"
Right: 14-1/4"x16-3/4"x9"



F Shown in White
Outside Dimensions: 33"x22"
Inside Bowl Dimensions:
Left: 17-1/8"x19"x9"
Right: 11-1/2"x16-3/4"x9"



G Shown in Bisque
Outside Dimensions: 18"x16"
Inside Bowl Dimensions:
14"x9"x7-1/2"

	A	B	C	D	E	F	G
Color	Large Single Bowl Item #	Double Equal Bowl Item #	Large/Small Bowl Item #	Large Single Bowl Item #	Double Equal Bowl Item #	Large/Small Bowl Item #	Bar/Prep Bowl Item #
Bisque	KARQT712BI	KARQT720BI	KARQT721BI	KARQT722BI	KARQT810BI	KARQT811BI	KARQX680BI
Black	KARQT712BK	KARQT720BK	KARQT721BK	KARQT722BL	KARQT810BL	KARQT811BL	KARQX680BK
Brown	KARQT712BR	KARQT720BR	KARQT721BR	KARQT722BR	KARQT810BN	KARQT811BN	KARQX680BR
Concrete	KARQT712CN	KARQT720CN	KARQT721CN	KARQT722CN	KARQT810CT	KARQT811CT	KARQX680CN
Gray	KARQT712GR	KARQT720GR	KARQT721GR	KARQT722GR	KARQT810GR	KARQT811GR	KARQX680GR
White	KARQT712WH	KARQT720WH	KARQT721WH	KARQT722WH	KARQT810WH	KARQT811WH	KARQX680WH

NOTE: All dimensions are approximate to +/- 1/4" as listed in this catalog. Karran states that no cutting or modifying of the countertop should occur before having the sink on hand.

A
B
C
D
E
F
G
H
I
J
K
L
M
N
O
P
Q
R
S
T
U
V
W
X
Y

A ACRYLIC SERIES

Seamless Undermount Acrylic Sinks



- Designed to be seamlessly undermounted into laminate and solid surface countertops, and flush mounted into granite and quartz countertops
- Made from an ultra-dense, 100% non-porous pure acrylic resin
- Reinforced with a fiberglass resin backing for added strength
- Finished with a satin finish that is both durable and visually appealing
- Material is stain and heat resistant, and impervious to thermal cracking



A



B



C



D



E



F



G



H



I

	Bisque Item #	White Item #	Style	Outside Dimensions	Inside Bowl Dimensions
A	KARA370B	KARA370W	Double Equal Bowl	33"x19"	Left: 14"x16"x8-3/4" / Right: 14"x16"x8-3/4"
B	KARA360RB	KARA360RW	Large/Small Bowl	32-1/4"x21"	Left: 14-3/4"x18-1/2"x8-3/4" / Right: 13-7/8"x16"x7-3/4"
C	KARA355B	KARA355W	Double Equal Bowl	31-1/2"x19"	Left: 13-1/2"x16-3/4"x8-3/4" / Right: 13-1/2"x16-3/4"x8-3/4"
D	KARA350B	KARA350W	Double Equal Bowl	32-3/4"x19-1/4"	Left: 14-1/2"x17"x9" / Right: 14-1/2"x17"x9"
E	KARA340B	KARA340W	Large Single Bowl	30-1/2"x18-1/2"	28-1/4"x16-1/4"x9"
F	KARA320B	KARA320W	Single Bowl	24"x17-1/2"	21-3/4"x15-1/2"x9"
G	KARA315B	KARA315W	Bar/Prep Bowl	14"x17"	11-5/8"x14-5/8"x6"
H	KARA309B	KARA309W	Single Bowl	20-3/4"x13-3/4"	18-5/8"x11-5/8"x5-1/8"
I	KARA306B	KARA306W	Single Bowl	19"x15-1/2"	16-1/2"x13"x6"

NOTE: All dimensions are approximate to +/- 1/4" as listed in this catalog. Karran states that no cutting or modifying of the countertop should occur before having the sink on hand.

VALERA SERIES

Vitreous China Sinks



- Durable double-glazed finish
- Finished in a high gloss surface finish that is both durable and visually appealing
- Material is stain and heat resistant
- ADA Compliant



A



B



C



D



E



F



G



H



I

	White Item #	Installation Type	Style	Outside Dimensions
A	KARVC101WH	Undermount	Single Vanity Bowl	17"x14"x6"
B	KARVC102WH	Undermount	Single Vanity Bowl	19-1/4"x15-3/4"x6-1/4"
C	KARVC105WH	Undermount	Single Vanity Bowl	18"x13"x5-3/4"
D	KARVC106WH	Undermount	Single Vanity Bowl	21"x15"x6-1/4"
E	KARVC108WH	Undermount	Single Vanity Bowl	21"x13-3/8"x5-1/2"
F	KARVC110WH	Undermount	Single Vanity Bowl	19-1/2"x15-1/2"x4-1/2"
G	KARVC115WH	Undermount	Single Vanity Bowl	17"x13-3/4"x5-1/2"
H	KARVC201WH	Top Mount	Single Vanity Bowl w/Overflow Drain	20-3/8"x16-1/8"x6-1/8"
I	KARVC202WH	Top Mount	Bathroom Vessel Sink	21-1/8"x14-1/2"x4-3/8"

NOTE: All dimensions are approximate to +/- 1/4" as listed in this catalog. Karran states that no cutting or modifying of the countertop should occur before having the sink on hand.

A
B
C
D
E
F
G
H
I
J
K
L
M
N
O
P
Q
R
S
T
U
V
W
X
Y

A VALERA SERIES

Vitreous China Sinks



- Durable double-glazed finish
- Finished in a high gloss surface finish that is both durable and visually appealing
- Material is stain and heat resistant
- ADA Compliant



ADA Compliant



A



B



C



D



E



F



G



H



I

	White Item #	Installation Type	Style	Outside Dimensions
A	KARVC203WH	Top Mount	Bathroom Vessel Sink	17-3/4"x17-3/4"x4-7/8"
B	KARVC301WH	Above-counter	Bathroom Vessel Sink w/Overflow Drain	22-7/8"x14-7/8"x7-1/2"
C	KARVC302WH	Above-counter	Bathroom Vessel Sink	15-1/2"x13-1/4"x5-3/4"
D	KARVC303WH	Above-counter	Bathroom Vessel Sink	27"x16-3/4"x4-5/8"
E	KARVC401WH	Above-counter	Bathroom Vessel Sink w/Overflow Drain	18-1/8"x18-1/8"x6-1/4"
F	KARVC402WH	Above-counter	Bathroom Vessel Sink w/Overflow Drain	18-7/8"x18-7/8"x7-3/4"
G	KARVC410WH	Above-counter	Bathroom Vessel Sink w/Overflow Drain	16-5/8"x16-5/8"x6-3/4"
H	KARVC411WH	Above-counter	Bathroom Vessel Sink	15-1/2"x15-1/2"x6"
I	KARVC420WH	Above-counter	Bathroom Vessel Sink	18"x18"x6-1/4"

NOTE: All dimensions are approximate to +/- 1/4" as listed in this catalog. Karran states that no cutting or modifying of the countertop should occur before having the sink on hand.

VALERA SERIES

Vitreous China Sinks



- Durable double-glazed finish
- Finished in a high gloss surface finish that is both durable and visually appealing
- Material is stain and heat resistant
- ADA Compliant



A



B



C



D



E



F



G



H



I

	White Item #	Installation Type	Style	Outside Dimensions
A	KARVC421WH	Above-counter	Bathroom Vessel Sink	16"x16"x5-1/2"
B	KARVC422WH	Above-counter	Bathroom Vessel Sink	16-1/2"x16-1/2"x5-1/2"
C	KARVC423WH	Above-counter	Bathroom Vessel Sink	14-1/8"x14-1/8"x4-3/4"
D	KARVC424WH	Above-counter	Bathroom Vessel Sink	14-1/4"x14-1/4"x4-3/4"
E	KARVC425WH	Above-counter	Bathroom Vessel Sink	16-1/8"x16-1/8"x5-1/4"
F	KARVC426WH	Above-counter	Bathroom Vessel Sink	19-1/2"x19-1/2"x5"
G	KARVC427WH	Above-counter	Bathroom Vessel Sink	16-1/2"x16-1/2"x5-1/8"
H	KARVC428WH	Above-counter	Bathroom Vessel Sink	18-1/4"x18-1/4"x5-7/8"
I	KARVC501WH	Above-counter	Bathroom Vessel Sink	18-3/4"x14-1/2"x5-1/8"

NOTE: All dimensions are approximate to +/- 1/4" as listed in this catalog. Karran states that no cutting or modifying of the countertop should occur before having the sink on hand.

A
B
C
D
E
F
G
H
I
J
K
L
M
N
O
P
Q
R
S
T
U
V
W
X
Y

A VALERA SERIES

B Vitreous China Sinks



- Durable double-glazed finish
- Finished in a high gloss surface finish that is both durable and visually appealing
- Material is stain and heat resistant
- ADA Compliant



ADA Compliant



A



B



C



D



E



F



G



H



I

	White Item #	Installation Type	Style	Outside Dimensions
A	KARVC502WH	Above-counter	Bathroom Vessel Sink	19"x13-1/4"x5-1/2"
B	KARVC503WH	Above-counter	Bathroom Vessel Sink	15-1/2"x13"x4"
C	KARVC504WH	Above-counter	Bathroom Vessel Sink	24"x15-1/2"x4-3/4"
D	KARVC505WH	Above-counter	Bathroom Vessel Sink	20"x15-7/8"x5-1/2"
E	KARVC506WH	Above-counter	Bathroom Vessel Sink	24-1/4"x14"x4-1/4"
F	KARVC507WH	Above-counter	Bathroom Vessel Sink	19"x11-1/2"x5-1/8"
G	KARVC508WH	Above-counter	Bathroom Vessel Sink	26-3/8"x14-7/8"x4-3/4"
H	KARVC509WH	Above-counter	Bathroom Vessel Sink	16-3/4"x16-1/2"x5-1/4"
I	KARVC510WH	Above-counter	Bathroom Vessel Sink	16-3/4"x16-3/4"x5-3/8"

NOTE: All dimensions are approximate to +/- 1/4" as listed in this catalog. Karran states that no cutting or modifying of the countertop should occur before having the sink on hand.

VALERA SERIES

Vitreous China Sinks



- Durable double-glazed finish
- Finished in a high gloss surface finish that is both durable and visually appealing
- Material is stain and heat resistant
- ADA Compliant



ADA Compliant



A



B



C



D



E

	White Item #	Installation Type	Style	Outside Dimensions
A	KARVC511WH	Above-counter	Bathroom Vessel Sink	19-7/8"x15-3/4"x5-1/2"
B	KARVC512WH	Above-counter	Bathroom Vessel Sink	18-1/4"x13-1/8"x5-3/8"
C	KARVC601WH	Above-counter	Bathroom Vessel Sink	18-3/4"x16-3/8"x5-1/8"
D	KARVC602WH	Above-counter	Bathroom Vessel Sink	25-1/8"x16-1/2"x5-1/8"
E	KARVC603WH	Above-counter	Bathroom Vessel Sink	16-1/4"x16-1/4"x4-3/8"

NOTE: All dimensions are approximate to +/- 1/4" as listed in this catalog. Karran states that no cutting or modifying of the countertop should occur before having the sink on hand.

A
B
C
D
E
F
G
H
I
J
K
L
M
N
O
P
Q
R
S
T
U
V
W
X
Y

A FAUCETS

B
C
D
E
F
G
H
I
J
K
L
M
N
O
P
Q
R
S
T
U
V
W
X
Y



Brushed Gold

Scottsdale Series Faucets

- Single-Handle Pull-Down Sprayer
- Single hole installation - 1.75" maximum deck thickness
- ADA compliant - Single lever handle makes control simple
- Rotates 90° forward allowing for operation in tight spaces with backsplashes
- 1.8 GPM water flow alternates between powerful spray and aerated flow
- Lead-free CALGreen California compliant durable brass construction
- Kerox ceramic cartridge - highest quality "no-drip" precision
- Included Components: Hot water line, cold water line, installation hardware



Item #	Faucet Height	Spout Height	Spout Reach	Finish
KARKKF210C	18-7/8"	6-1/2"	8-5/8"	Chrome
KARKKF210SS	18-7/8"	6-1/2"	8-5/8"	Stainless Steel
KARKKF210MB	18-7/8"	6-1/2"	8-5/8"	Matte Black
KARKKF210GG	18-7/8"	6-1/2"	8-5/8"	Gunmetal Gray
KARKKF210BG	18-7/8"	6-1/2"	8-5/8"	Brushed Gold



Matte Black

Bluffton Series Faucets

- Single-Handle Pull-Down Sprayer
- Single hole installation - 1.75" maximum deck thickness
- ADA compliant - Single lever handle makes control simple
- Rotates 90° forward allowing for operation in tight spaces with backsplashes
- 1.8 GPM water flow alternates between powerful spray and aerated flow
- Lead-free CALGreen California compliant durable brass construction
- Kerox ceramic cartridge - highest quality "no-drip" precision
- Included Components: Hot water line, cold water line, installation hardware



Item #	Faucet Height	Spout Height	Spout Reach	Finish
KARKKF220C	22-17/32"	7-7/32"	8-31/32"	Chrome
KARKKF220SS	22-17/32"	7-7/32"	8-31/32"	Stainless Steel
KARKKF220MB	22-17/32"	7-7/32"	8-31/32"	Matte Black



Chrome

Tumba Series Faucets

- Single-Handle Pull-Down Sprayer
- Single hole installation - 1.75" maximum deck thickness
- ADA compliant - Single lever handle makes control simple
- Rotates 90° forward allowing for operation in tight spaces with backsplashes
- 1.8 GPM water flow alternates between powerful spray and aerated flow
- Lead-free CALGreen California compliant durable brass construction
- Kerox ceramic cartridge - highest quality "no-drip" precision
- Included Components: Hot water line, cold water line, installation hardware



Item #	Faucet Height	Spout Height	Spout Reach	Finish
KARKKF230C	26-25/32"	10", 8-3/16"	8-31/32", 8-19/32"	Chrome
KARKKF230SS	26-25/32"	10", 8-3/16"	8-31/32", 8-19/32"	Stainless Steel
KARKKF230MB	26-25/32"	10", 8-3/16"	8-31/32", 8-19/32"	Matte Black

FAUCETS

A
B
C
D
E
F
G
H
I
J
K
L
M
N
O
P
Q
R
S
T
U
V
W
X
Y



Chrome

Weybridge Series Faucets

- Single-Handle Pull-Down Sprayer
- Single hole installation - 1.75" maximum deck thickness
- ADA compliant - Single lever handle makes control simple
- Rotates 90° forward allowing for operation in tight spaces with backsplashes
- 1.8 GPM water flow alternates between powerful spray and aerated flow
- Lead-free CALGreen California compliant durable brass construction
- Kerox ceramic cartridge - highest quality "no-drip" precision
- Included Components: Hot water line, cold water line, installation hardware



Item #	Faucet Height	Spout Height	Spout Reach	Finish
KARKKF240C	14-13/16"	6-25/32"	8-1/8"	Chrome
KARKKF240SS	14-13/16"	6-25/32"	8-1/8"	Stainless Steel



Stainless Steel

Dockton Series Faucets

- Single-Handle Pull-Down Sprayer
- Single hole installation - 1.75" maximum deck thickness
- ADA compliant - Single lever handle makes control simple
- Rotates 90° forward allowing for operation in tight spaces with backsplashes
- 1.8 GPM water flow alternates between powerful spray and aerated flow
- Lead-free CALGreen California compliant durable brass construction
- Kerox ceramic cartridge - highest quality "no-drip" precision
- Included Components: Hot water line, cold water line, installation hardware



Item #	Faucet Height	Spout Height	Spout Reach	Finish
KARKKF250C	15-31/32"	7-11/16"	8-3/16"	Chrome
KARKKF250SS	15-31/32"	7-11/16"	8-3/16"	Stainless Steel



Chrome

Hillwood Series Faucets

- Single-Handle Pull-Down Sprayer
- Horizontal handle design to main body, rotates 90° left to right
- Single hole installation - 1.75" maximum deck thickness
- ADA compliant - Single lever handle makes control simple
- Rotates 90° forward allowing for operation in tight spaces with backsplashes
- 1.8 GPM water flow alternates between powerful spray and aerated flow
- Lead-free CALGreen California compliant durable brass construction
- Kerox ceramic cartridge - highest quality "no-drip" precision
- Included Components: Hot water line, cold water line, installation hardware



Item #	Faucet Height	Spout Height	Spout Reach	Finish
KARKKF260C	14-7/16"	7-1/4"	8-7/16"	Chrome
KARKKF260SS	14-7/16"	7-1/4"	8-7/16"	Stainless Steel

A BASKET STRAINERS & DISPOSAL FLANGES

Basket Strainers for Quartz & Acrylic Sinks



	Item #	Type	Fits Drain Opening Size	Size	Construction	Color
A	KARQBSBI	Basket Strainer for Quartz Sinks	3-1/2"	4-1/2"x3-1/4"	Corrosion Resistant, ABS Plastic	Bisque
B	KARQBSBL	Basket Strainer for Quartz Sinks	3-1/2"	4-1/2"x3-1/4"	Corrosion Resistant, ABS Plastic	Black
C	KARQBSBR	Basket Strainer for Quartz Sinks	3-1/2"	4-1/2"x3-1/4"	Corrosion Resistant, ABS Plastic	Brown
D	KARQBSBN	Basket Strainer for Quartz Sinks	3-1/2"	4-1/2"x3-1/4"	Corrosion Resistant, ABS Plastic	Concrete
E	KARQBSGR	Basket Strainer for Quartz Sinks	3-1/2"	4-1/2"x3-1/4"	Corrosion Resistant, ABS Plastic	Gray
F	KARQBSWH	Basket Strainer for Quartz Sinks	3-1/2"	4-1/2"x3-1/4"	Corrosion Resistant, ABS Plastic	White
G	KARABSBI	Basket Strainer for Acrylic Sinks	3-1/2"	4-1/2"x3-1/4"	Corrosion Resistant, ABS Plastic	Bisque
H	KARABSWH	Basket Strainer for Acrylic Sinks	3-1/2"	4-1/2"x3-1/4"	Corrosion Resistant, ABS Plastic	White

Disposal Flanges for Quartz & Acrylic Sinks



	Item #	Type	Fits Drain Opening Size	Size	Construction	Color
A	KARQDFBI	Disposal Flange for Quartz Sinks	3-1/2"	4-1/2"x1-1/4"	Corrosion Resistant, ABS Plastic	Bisque
B	KARQDFBL	Disposal Flange for Quartz Sinks	3-1/2"	4-1/2"x1-1/4"	Corrosion Resistant, ABS Plastic	Black
C	KARQDFBR	Disposal Flange for Quartz Sinks	3-1/2"	4-1/2"x1-1/4"	Corrosion Resistant, ABS Plastic	Brown
D	KARQDFCN	Disposal Flange for Quartz Sinks	3-1/2"	4-1/2"x1-1/4"	Corrosion Resistant, ABS Plastic	Concrete
E	KARQDFGR	Disposal Flange for Quartz Sinks	3-1/2"	4-1/2"x1-1/4"	Corrosion Resistant, ABS Plastic	Gray
F	KARQDFWH	Disposal Flange for Quartz Sinks	3-1/2"	4-1/2"x1-1/4"	Corrosion Resistant, ABS Plastic	White
G	KARADFBI	Disposal Flange for Acrylic Sinks	3-1/2"	4-1/2"x1-1/4"	Corrosion Resistant, ABS Plastic	Bisque
H	KARADFWH	Disposal Flange for Acrylic Sinks	3-1/2"	4-1/2"x1-1/4"	Corrosion Resistant, ABS Plastic	White

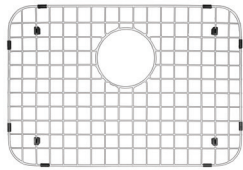
Disposal Flanges for Quartz & Acrylic Sinks



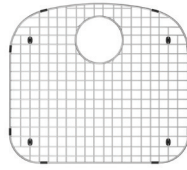
	Item #	Type	Fits Drain Opening Size	Construction	Finish
A	KARL1	Basket Strainer for All Sinks	3-1/2"	Stainless Steel	Polished
B	KARL2	Basket Strainer for All Sinks	3-1/2"	Stainless Steel with SlimShield Cap	Stainless Steel
C	KARL2DF	Disposal Flange for All Sinks	3-1/2"	Stainless Steel with SlimShield Cap	Stainless Steel

SINK GRIDS

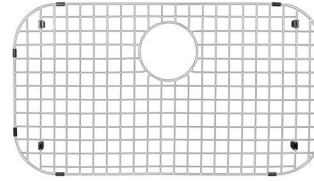
Stainless Steel Sink Grids




A



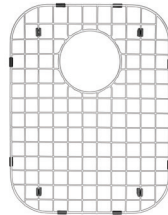
B




C



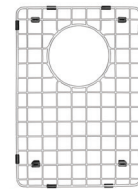
D



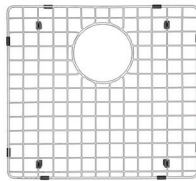
E



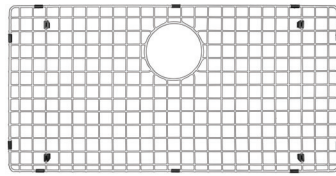
F




G




H



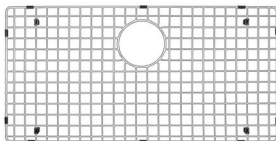
I




J



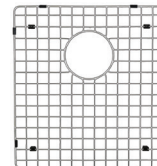
K



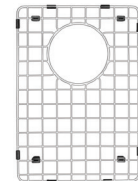
L



M



N



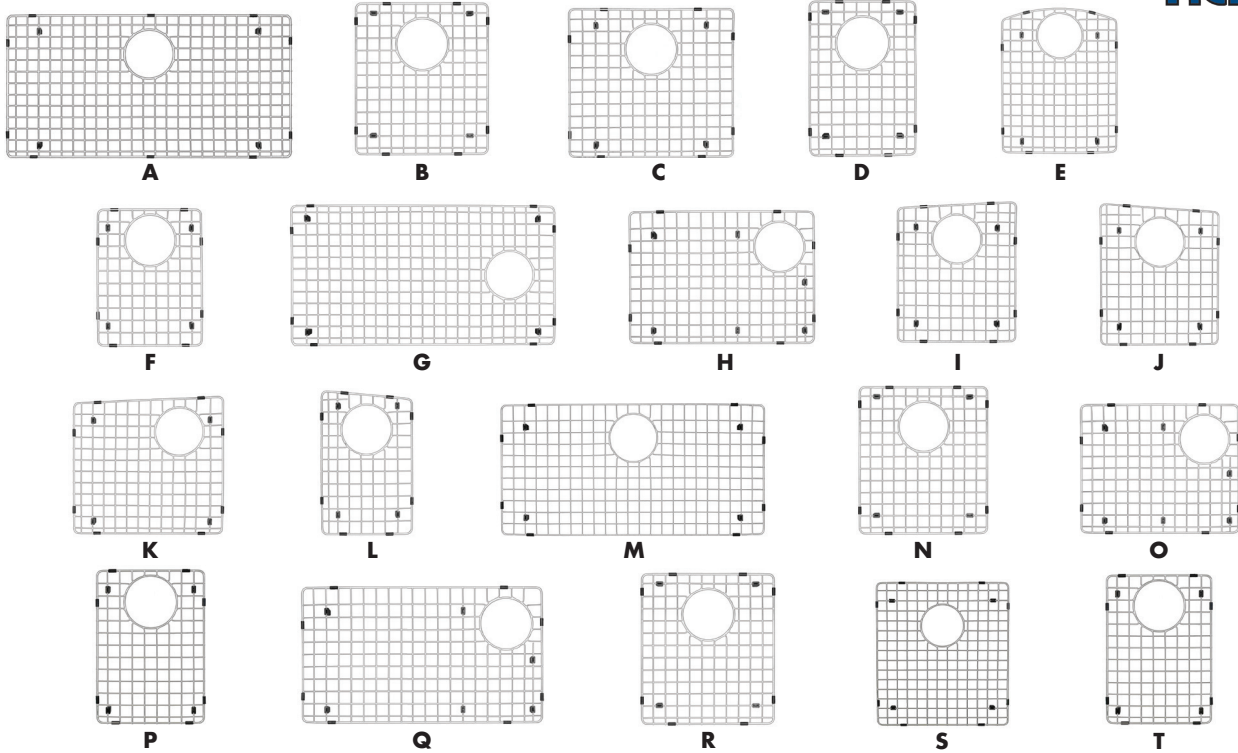
O

	Item #	Designed for Karran Sink Model	Includes	Construction	Finish
A	KARGR3005	Fits E-320, U-2418, Q-320	Plastic Feet	Solid T304 Stainless Steel	Stainless Steel
B	KARGR3006	Fits E-330, U-2321	Plastic Feet	Solid T304 Stainless Steel	Stainless Steel
C	KARGR3004	Fits E-340, U-3018, Q-340	Plastic Feet	Solid T304 Stainless Steel	Stainless Steel
D	KARGR3001	Fits E-350, U-5050, Q-350	Plastic Feet	Solid T304 Stainless Steel	Stainless Steel
E	KARGR3002	Fits E-360R, U-6040 large bowl	Plastic Feet	Solid T304 Stainless Steel	Stainless Steel
F	KARGR3003	Fits E-360R, U-6040, E-315, U-1517 small bowl	Plastic Feet	Solid T304 Stainless Steel	Stainless Steel
G	KARGR5001	Fits E-410, E-415	Plastic Feet	Solid T304 Stainless Steel	Stainless Steel
H	KARGR5002	Fits E-420	Plastic Feet	Solid T304 Stainless Steel	Stainless Steel
I	KARGR5003	Fits E-440	Plastic Feet	Solid T304 Stainless Steel	Stainless Steel
J	KARGR1001	Fits E-510	Plastic Feet	Solid T304 Stainless Steel	Stainless Steel
K	KARGR1002	Fits E-520, E-525, E-528	Plastic Feet	Solid T304 Stainless Steel	Stainless Steel
L	KARGR1003	Fits E-540	Plastic Feet	Solid T304 Stainless Steel	Stainless Steel
M	KARGR1004	Fits E-550	Plastic Feet	Solid T304 Stainless Steel	Stainless Steel
N	KARGR1005	Fits E-560 large bowl	Plastic Feet	Solid T304 Stainless Steel	Stainless Steel
O	KARGR1006	Fits E-560 small bowl	Plastic Feet	Solid T304 Stainless Steel	Stainless Steel

A
B
C
D
E
F
G
H
I
J
K
L
M
N
O
P
Q
R
S
T
U
V
W
X
Y

A SINK GRIDS

Stainless Steel Sink Grids



Item #	Designed for Karran Sink Model	Includes	Construction	Finish
A	KARGR6001 Fits QA-740, QAR-740	Plastic Feet	Solid T304 Stainless Steel	Stainless Steel
B	KARGR6002 Fits QA-750, QAR-750	Plastic Feet	Solid T304 Stainless Steel	Stainless Steel
C	KARGR6003 Fits QA-760 large bowl / QAR-760 large bowl	Plastic Feet	Solid T304 Stainless Steel	Stainless Steel
D	KARGR6004 Fits QA-760 small bowl / QAR-760 small bowl	Plastic Feet	Solid T304 Stainless Steel	Stainless Steel
E	KARGR6010 Fits QT-610 / QU-610 large bowl	Plastic Feet	Solid T304 Stainless Steel	Stainless Steel
F	KARGR6011 Fits QT-610 / QU-610 small bowl	Plastic Feet	Solid T304 Stainless Steel	Stainless Steel
G	KARGR6012 Fits QT-670, QU-670	Plastic Feet	Solid T304 Stainless Steel	Stainless Steel
H	KARGR6013 Fits QT-671, QU-671	Plastic Feet	Solid T304 Stainless Steel	Stainless Steel
I	KARGR6005 Fits QT-710 / QU-710 left bowl	Plastic Feet	Solid T304 Stainless Steel	Stainless Steel
J	KARGR6006 Fits QT-710 / QU-710 right bowl	Plastic Feet	Solid T304 Stainless Steel	Stainless Steel
K	KARGR6007 Fits QT-711 / QU-711 left bowl	Plastic Feet	Solid T304 Stainless Steel	Stainless Steel
L	KARGR6008 Fits QT-711 / QU-711 right bowl	Plastic Feet	Solid T304 Stainless Steel	Stainless Steel
M	KARGR6009 Fits QT-712, QU-712	Plastic Feet	Solid T304 Stainless Steel	Stainless Steel
N	KARGR6017 Fits QT-720 / QU-720	Plastic Feet	Solid T304 Stainless Steel	Stainless Steel
O	KARGR6018 Fits QT-721 / QU-721 left bowl	Plastic Feet	Solid T304 Stainless Steel	Stainless Steel
P	KARGR6019 Fits QT-721 / QU-721 right bowl	Plastic Feet	Solid T304 Stainless Steel	Stainless Steel
Q	KARGR6020 Fits QT-722 / QU-722	Plastic Feet	Solid T304 Stainless Steel	Stainless Steel
R	KARGR6014 Fits QT-810 / QU-810	Plastic Feet	Solid T304 Stainless Steel	Stainless Steel
S	KARGR6015 Fits QT-811 / QU-811 large bowl	Plastic Feet	Solid T304 Stainless Steel	Stainless Steel
T	KARGR6016 Fits QT-811 / QU-811 small bowl	Plastic Feet	Solid T304 Stainless Steel	Stainless Steel

POP-UP DRAINS

Brass Pop-Up Drains

- Made of Brass
- Designed to fit in US standard 1-3/4" drain openings
- Designed for bathroom vanity sinks



A



B



C



D



E



F



G



H

A
B
C
D
E
F
G
H
I
J
K
L
M
N
O
P
Q
R
S
T
U
V
W
X
Y

	Item #	Designed for use with	Finish
A	KARPU25C	Vanity Bowls without Overflows	Chrome
B	KARPU25SS	Vanity Bowls without Overflows	Stainless Steel
C	KARPU25MB	Vanity Bowls without Overflows	Matte Black
D	KARPUOF25C	Vanity Bowls with Overflows	Chrome
E	KARPUOF25SS	Vanity Bowls with Overflows	Stainless Steel
F	KARPUOF25MB	Vanity Bowls with Overflows	Matte Black
G	KARDGOF	Vanity bowls that require an overflow system	Chrome
H	KARDRAINPOPOF	Vanity bowls that require an overflow system	Chrome

A SINK ACCESSORIES



Item #	Description	
A KARBIT45DEG	Router bit: 45° Bevel Bit - 1/2" shank, 45° bevel, over-sized bearing - for 1/2" solid surface	
B KARBIT24DEG	Router bit: 24° Bevel Bit - 1/2" shank, 24° bevel, over-sized bearing - for 1/2" solid surface	
C KARBITLAM	Router bit: 10° Bevel Bit - 1/2" shank, 10° bevel, over-sized bearing - for laminate and 1/2" solid surface	
D KARBITPFORM	Router bit: Postform Bit - 1/4" shank, 15° bevel, over-sized bearing - for postform laminate	
E KARAG	Adhesive Gun - manual applicator gun for 250ml seaming adhesive cartridges	
F	KARBISSA	Bisque seaming adhesive (250ml) cartridge & 3 mixing tips - bonds sinks to laminate & solid surface
	KARBLSSA	Black seaming adhesive (250ml) cartridge & 3 mixing tips - bonds sinks to laminate & solid surface
	KARBRISSA	Brown seaming adhesive (250ml) cartridge & 3 mixing tips - bonds sinks to laminate & solid surface
	KARWHISA	White seaming adhesive (250ml) cartridge & 3 mixing tips - bonds sinks to laminate & solid surface
G KARTIPS	Cartridge mixing tip - for 250ml seaming adhesive cartridge, 20 per pack	
H KARLUSTERPRO	Luster Pro - a cleaning solution specially formulated to shine and protect quartz sinks, 8 fl. oz.	
I KARPOLISHKIT	Polishing kit - final finish polish for Edge stainless steel sinks	
J KARDISCCLIP	DISC Clips - used to install stainless steel sinks into stone, quartz and solid surface countertops, 10 per pack	
K KARPROPLUSTAPE	Protect Plus Tape - specially formulated installation tape for quartz sinks	
L KARSCUFFBALL4M	Scuffball - Maroon Scotch-Brite ball with 1/4" shank for refinishing satin brushed stainless steel sinks	
M KARFWF180	Non-Woven Flap Wheel - Scotch-Brite flap wheel (180 grit) for refinishing Edge sink bowl walls during install	

BUTCHER BLOCK COUNTERTOP

Solid Maple Butcher Block Countertop 1-3/4" Thick

Estab. 1881 Solid Wood
WOOD WELDED®
BALLY BLOCK CO.



- Perfect for any kitchen countertop or island top
- Made from the finest selected Northern Hard Maple
- Coated with a non-toxic acrylic finish which does not require any maintenance
- Clean it like any cutting surface
- Edge-grain lamination
- Durakryl 102 finish
- Square edge-type
- For a protective finish, "The Good Stuff" Wood Sealant (MMWW & MMWWQT) is sold separately

Item #	Size
MMG60X30	60"L x 30"W x 1-3/4"Thick
MMG60X36	60"L x 36"W x 1-3/4"Thick
MMG72X30	72"L x 30"W x 1-3/4"Thick
MMG72X36	72"L x 36"W x 1-3/4"Thick
MMG96X36	96"L x 36"W x 1-1/2"Thick

"The Good Stuff" Wood Sealant

Estab. 1881 Solid Wood
WOOD WELDED®
BALLY BLOCK CO.



- Proprietary formulation specifically designed to be both durable and easy to apply
- It is essentially a gel urethane used as a finish for those times when a fabricator makes a cut on the Butcher Block or the user wishes to make touch ups to an existing block
- It can also be used to completely refinish a top

Item #	Description	Size
MMWW	The Good Stuff Wood Finish	Pint
MMWWQT	The Good Stuff Wood Finish	Quart

A BUTCHER BLOCK COUNTERTOP

B Solid Maple Butcher Block Countertop
C 1-1/2" Thick

Estab. 1881 Solid Wood
WOOD WELDED®
 BALLY BLOCK CO.



- Perfect for any kitchen countertop or island top
- Made from the finest selected Northern Hard Maple
- Coated with a non-toxic acrylic finish which does not require any maintenance
- Clean it like any cutting surface
- Edge-grain lamination
- Durakryl 102 finish
- Square edge-type
- For a protective finish, "The Good Stuff" Wood Sealant (MMWW & MMWWQT) is sold separately

Item #	Size
MMC18X25	18"L x 25"W x 1-1/2"Thick
MMC24X25	24"L x 25"W x 1-1/2"Thick
MMC36X25	36"L x 25"W x 1-1/2"Thick
MMC48X25	48"L x 25"W x 1-1/2"Thick
MMC60X25	60"L x 25"W x 1-1/2"Thick
MMC60X30	60"L x 30"W x 1-1/2"Thick
MMC72X25	72"L x 25"W x 1-1/2"Thick
MMC84X25	84"L x 25"W x 1-1/2"Thick
MMC96X25	96"L x 25"W x 1-1/2"Thick
MMC120X25	120"L x 25"W x 1-1/2"Thick

R "The Good Stuff" Wood Sealant

Estab. 1881 Solid Wood
WOOD WELDED®
 BALLY BLOCK CO.



- Proprietary formulation specifically designed to be both durable and easy to apply
- It is essentially a gel urethane used as a finish for those times when a fabricator makes a cut on the Butcher Block or the user wishes to make touch ups to an existing block
- It can also be used to completely refinish a top

Item #	Description	Size
MMWW	The Good Stuff Wood Finish	Pint
MMWWQT	The Good Stuff Wood Finish	Quart

DURASEIN SOLID SURFACE

Solid Surface Sheets

- Showcasing collections of colors styled to coordinate with the most popular interior designs of today
- 100% acrylic solid surface sheet size: 1/2" Thick x 30"W x 144"L



All products are Greenguard Gold certified.
All products are 100% acrylic.



All products are created by resusing post consumer acrylic. All products are composed of 27%+ recycled content.

	Color	Color Name	Item #	Adhesive Item #	Matching Adhesive
WHITE COLLECTION		Arctic White	DS1001-50-72	DSPC1001	Arctic White
		Bone	DS1003-50-72	DSPC2004	Bone
		Natural White	DS1002-50-72	DSPC2005	Cream
		Outre White	DS6005-50-72	DSPC1004	Outre White
		Whiteout	DS1004-50-72	DSPC1005	Ultimate White

	Color	Color Name	Item #	Adhesive Item #	Matching Adhesive
BRILLIANT COLLECTION		Bliss Blue	DS6003-50-72	DSPC7002	Tranquil Blue
		Cheerful Yellow	DS6002-50-72	DSPC2015	Yellow Sun
		Energy Orange	DS6004-50-72	DSPC8001	Orange Thrill
		Grape Green	DS6009-50-72	DSPC6002	Spring Green
		Nocturne	DS6006-50-72	DSPC4003	Coal
		Sea Blue	DS6008-50-72	DSPC7003	Blue Note
		Spiritual Purple	DS6012-50-72	DSPC7001	Purple Tango
		Vitality Red	DS6001-50-72	DSPC8002	Vibrant Red

	Color	Color Name	Item #	Adhesive Item #	Matching Adhesive
LIVELY COLLECTION		Boardwalk	DS5003-50-72	DSPC2020	Sandwood
		Galaxy	DS5005-50-72	DSPC3006	Dark Gray
		Harbor Mist	DS5001-50-72	DSPC3008	Frosty Mist
		Royal Carrera	DS5009-50-72	DSPC3008	Frosty Mist
		Victoria Falls	DS5010-50-72	DSPC2017	Concrete
		Volcano	DS5004-50-72	DSPC5007	Umber
		Weathered Wood	DS5002-50-72	DSPC2002	Floral White

	Color	Color Name	Item #	Adhesive Item #	Matching Adhesive
BALANCED COLLECTION		Bianca Sabbia	DS5018-50-72	DSPC1005	Ultimate White
		Grigio	DS5017-50-72	DSPC2018	Platinum
		Naturale	DS5016-50-72	DSPC3001	Smoke

	Color	Color Name	Item #	Adhesive Item #	Matching Adhesive
ROOTED COLLECTION		Barnwood	DS5033-50-72	DSPC2028	Sandcastle
		Hickory	DS5031-50-72	DSPC5004	Peach

A
B
C
D
E
F
G
H
I
J
K
L
M
N
O
P
Q
R
S
T
U
V
W
X
Y

A DURASEIN SOLID SURFACE

B Solid Surface Sheets

- Showcasing collections of colors styled to coordinate with the most popular interior designs of today
- 100% acrylic solid surface sheet size: 1/2" Thick x 30"W x 144"L



All products are Greenguard Gold certified.
All products are 100% acrylic.



All products are created by reusing post consumer acrylic. All products are composed of 27%+ recycled content.

G H I J K L M N O P Q R S T U V W X Y

TIMELESS COLLECTION

Color	Color Name	Item #	Adhesive Item #	Matching Adhesive
	Bella Vista	DS3008-50-72	DSPC2021	Beige
	Bellingham Grey	DS3016-50-72	DSPC3010	Stone Gray
	Chez Linen	DS2005-50-72	DSPC2016	Butter Cream
	Coal	DS2009-50-72	DSPC4003	Coal
	Concrete	DS3018-50-72	DSPC5010	Tan
	Cumberland	DS3003-50-72	DSPC2014	Natural Sand
	Glacier Tundra	DS3011-50-72	DSPC1003	Natural White
	Iceberg	DS3015-50-72	DSPC3007	Glacier Gray
	Nightfall	DS4001-50-72	DSPC4001	Black Onyx
	Oahu	DS2001-50-72	DSPC5007	Umber
	Odyssey	DS3009-50-72	DSPC2006	Ivory
	Parthenon	DS2002-50-72	DSPC2014	Natural Sand
	Platinum Grey	DS3005-50-72	DSPC3005	Silver
	Silver Falls	DS3012-50-72	DSPC3008	Frosty Mist
	Smokey Mountain	DS3006-50-72	DSPC5014	Earth

CHARMING COLLECTION

Color	Color Name	Item #	Adhesive Item #	Matching Adhesive
	Eventide	DS5015-50-72	DSPC4005	Raven
	Harmony	DS5011-50-72	DSPC3001	Smoke
	Luna	DS5014-50-72	DSPC1003	Natural White
	Naturally	DS5013-50-72	DSPC1003	Natural White
	Serenity	DS5012-50-72	DSPC3002	Gainsboro

DREAMY COLLECTION

Color	Color Name	Item #	Adhesive Item #	Matching Adhesive
	Light Haze	DS5042-50-72	DSPC3008	Frosty Mist

V Adhesive Gun & Tip



Solid Surface Adhesive Gun



Tip for Adhesive Cartridge

Item #	Description	Sold In
GLS909-GUN	250ml Premium Solid Surface Adhesive Gun	Each
GLS909-MIXTIP	Tip for 9oz (250ml) Adhesive Cartridge	Each

DURASEIN SOLID SURFACE SINKS

Undermount Sinks

- 100% Acrylic, easy to clean, non-porous
- Stain, mold and mildew resistant
- Suitable for residential and commercial applications
- Installation: no faucet holes and drain assembly not included
- Durasein solid surface sinks are certified by Home Innovation Research Labs and tested in accordance with CSA B45.5/IAPMO Z124
- ADA compliant when installed in accordance to ADA guidelines
- 10 year limited warranty against manufacturing defects under normal use



NOTE: Durasein products are not available in all Würth Louis and Company markets. Please contact your sales representative for more information.



A



B



C



D




E

	Item #	Outside Dimensions	Inside Dimensions	Includes Integrated Overflow	Finish
A	DSB100-1002	16-9/16" x 12-5/8"	14-9/16" x 10-7/16" x 5-5/16"	Yes	Natural White
B	DSB110-1001	18-5/16" x 15-3/16"	16-1/8" x 12-13/16" x 5-1/8"	Yes	Arctic White
	DSB110-1002	18-5/16" x 15-3/16"	16-1/8" x 12-13/16" x 5-1/8"	Yes	Natural White
C	DSB120-1002	19-1/8" x 15-9/16"	17-1/8" x 13-1/8" x 4-3/4"	Yes	Natural White
D	DSBK350-1001	30-7/8" x 18-13/16"	28-9/16" x 16-9/16" x 9-1/4"	No	Arctic White
E	DSBDL379A-1001	19-1/2" x 14-3/8" x 6-3/4"	18" x 12-3/4" x 5"	No	Arctic White
	DSBDL379A-1002	19-1/2" x 14-3/8" x 6-3/4"	18" x 12-3/4" x 5"	No	Natural White


A 909 HPL COMMODITY COLORS

B 909 HPL Commodity Colors


909 HPL products are not offered in all Würth Louis and Company markets.
NOTE: Please contact your sales representative for more information.




GL102 Bright White
(WAD354 Designer White,
FL459 Brite White)



GL149 White
(FL949 Brite White)



GL103 Cool White
(WA1573-60 Frosty White,
FL9244 Classic White)



GL108 Stone Gray
(WAD381 Fashion Grey)




GL105 Feather Gray
(WAD92 Dove Grey, FL961 Fog)



GL109 Black
(WA1595 Black, FL909 Black)



GL104 Almond
(WAD30 Natural Almond,
FL920 Almond)




GL206 Natural Maple
(WA7911 Manitoba Maple,
FL86922 Hard Rock Maple)



GL204 Tumeric Maple
(WA7909 Fusion Maple,
FL7012 Amber Maple)

M Commodity Metals



GL9001 Brushed Aluminum



GL9002 Brushed Nickel

All sheets are 4x8 unless otherwise noted	
Vertical Grade (.028 Thick)	-2859
Vertical Grade (.024 Thick)	-2459 (102, 103 & 109 Only)
Postform Grade (.039 Thick)	-3959 (102, 103 and 109 also available in 5x12)
Liner Grade (.020 Thick)	-2059 (20102, 20103 & 20109 Only)
Commodity Metal Grade (.028 Thick)	-2889
Phenolic Brown Backer (.020 Thick)	GL20100-2000-48
White Marker Board (.028 Thick)	GL30101-2849-48

All colors available in (-59) Matte finish except for Metals (-89) Brushed finish.
Example: Item # GL109-2859-48 = Black .028 Thick, Matte finish, 4' x 8'.

Sample Chain for 909 HPL Commodity Colors: GL909CH-COMM

FORMICA EVERFORM

Formica Everform (Solid Surface)

As tough as it is beautiful, Formica® Everform shapes itself to virtually any design concept, offering a palette of modern colors in every mood. The durable, non-porous solid surface is ideal for a worktable or custom bar top, as well as sinks and shower surrounds. Consider this collection on your next Healthcare, Education, Hospitality or Residential project. Your design creativity with Formica® Everform has no boundaries.



NOTE: Formica products are not available in all Würth Louis and Company markets. Please contact your sales representative for more information.



- A
- B
- C
- D
- E
- F
- G
- H
- I
- J
- K
- L
- M
- N
- O
- P
- Q
- R
- S
- T
- U
- V
- W
- X
- Y

A FORMICA EVERFORM SEAM ADHESIVE
B Formica Everform Seam Adhesive Color Match Chart


Formica Everform Item #	Formica Everform Color	WLAC Seam Adhesive Item #
102	Arctic	FSC934
103	Frost	FSC874
109	Brite White	FSC890
333	Wheat Matrix	FSC893
403	Glacier Ore	FSC874
408	Luna Brite White	FSC858
410	Argento Terrazzo Matrix	FSC898
411	Grafite Terrazzo Matrix	FSC857
412	Dalmata Terrazzo Matrix	FSC934
413	Tumbled Glass	FSC934
415	Luna Steel	FSC885
416	Luna Pewter	FSC898
417	Gamma Gray	FSC898
501	Black Lava	FSC855
505	Sea Glass	FSC858
601	Bleached Concrete	FSC858
607	Ashen Concrete	FSC885
608	Limed Concrete	FSC885
656	River Rock Mosaic	FSC889
733	Mirage	FSC898
737	Gray Galaxy	FSC885
742	Blanco Terrazzo	FSC858
744	Crema Terrazzo	FSC858
748	White Renew	FSC890
749	Gray Renew	FSC885
757	Luna Sand	FSC890
758	Bianco Mineral	FSC890
766	Portofino Mineral	FSC870
770	Bottle Glass Quartz	FSC898
772	Copper Quartz	FSC856
773	Luna Sail White	FSC874
775	Luna Storm	FSC882
778	White Sparkle	FSC854
780	Luna Stone	FSC885
781	Luna Concrete	FSC885
782	Luna Weather	FSC857
783	Vapor	FSC858
931	White Spex	FSC858

FORMICA HPL LAMINATE


Formica HPL Laminate



Today's laminates come in vibrant upbeat hues, nature inspired tones and well-chosen neutrals that go with everything. Mix and match using all of Formica's various products such as 180FX, Decometal, ColorCore2, Ideal Edge and their anti-finger print laminates, Infiniti.

Formica's HardStop Decorative Panel offers a high-performance, impact resistant solution through the use of a durable, Class A rated fiberglass core. ColorCore2 Compact brings together two of Formica specialty surfaces to create a structural, two-sided laminate that provides color all the way through so there is no dark edge. Versatile, practical and beautiful, ColorCore2 Compact and HardStop offer endless creative possibilities for fixtures and furniture in commercial, institutional & hospitality settings that coordinates perfectly with other Formica laminates.

NOTE: Formica products are not available in all Würth Louis and Company markets.



A
B
C
D
E
F
G
H
I
J
K
L
M
N
O
P
Q
R
S
T
U
V
W
X
Y

A PIONITE HPL LAMINATE

B Pionite Laminate



C Pionite® High Pressure Laminates come in a vast array of colors, wood grains, abstracts, finishes
D and custom prints making this an ideal surface for almost any horizontal or vertical application.

E Whether it's a residential or commercial application, architects and designers specify Pionite® HPL for countertops,
F vanities, cabinets, store fixtures, furniture, post-forming applications and much more.

G Check out Pionite FRL®. It is a patented product from Panolam® Surface Systems. The solid construction with fiberglass reinforcement gives FRL® its unique
H qualities. The superior performance of Panolam FRL® is designed to stand up to environments where there is a lot of activity. Typical locations for FRL®
I include hospitals, schools, fast food restaurants, department stores and high-density public areas in airports and mass transit facilities.

J NOTE: Pionite products are not available in all Würth Louis and Company markets. Please contact your sales representative for more information.



NEVAMAR HPL LAMINATE

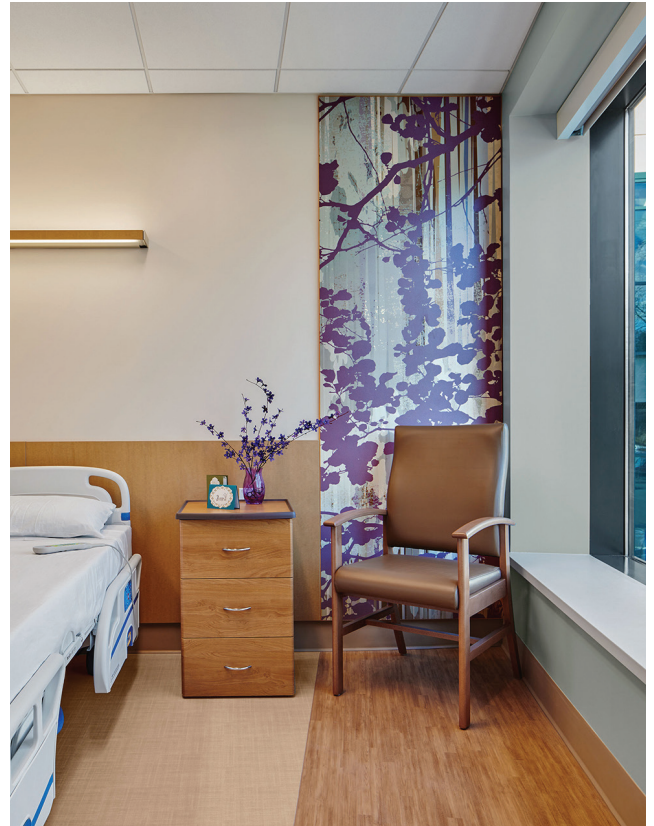
Nevamar® HPL Laminate



Nevamar High Pressure Laminates (HPL) are more versatile than ever, with more design-forward patterns, accent colors, and finishes than ever before.

Check out Nevamar FRL®. It is a patented product from Panolam® Surface Systems. The solid construction with fiberglass reinforcement gives FRL® its unique qualities. The superior performance of Panolam FRL® is designed to stand up to environments where there is a lot of activity. Typical locations for FRL® include hospitals, schools, fast food restaurants, department stores and high-density public areas in airports and mass transit facilities. Contact a sales representative today for more information.

NOTE: Nevamar products are not available in all Würth Louis and Company markets.



- A
- B
- C
- D
- E
- F
- G
- H
- I
- J
- K
- L
- M
- N
- O
- P
- Q
- R
- S
- T
- U
- V
- W
- X
- Y

A PANOLAM HPL LAMINATE

B Panolam HPL Laminate



C Panolam HPL is among the most versatile surfaces, making it a great choice for a range of interior horizontal and vertical applications where an attractive, yet resilient, surface solution is required.

D Panolam Basics brings you more value in the popular everyday colors you need. Basics line provides you with an affordable offering for your most competitive projects.

E Inspired by nature, the Lifestyle Collection by Panolam is a specially curated collection of stones that will create a home full of artful beauty. Featuring Evolution and Natural Stone finishes which mimic the characteristics of natural stone, you can create a comfortable, relaxing atmosphere while expressing your individuality.

F NOTE: Panolam products are not available in all Würth Louis and Company markets. Please contact your sales representative for more information.



A
B
C
D
E
F
G
H
I
J
K
L
M
N
O
P
Q
R
S
T
U
V
W
X
Y

PANOLAM DUET WALL PANEL

Panolam Duet Wall Panel



Panolam’s Duet Wall Panels provide wall protection for commercial interior settings that not only require strong design elements, but also demand high sanitary standards – including moisture, mold and mildew resistance.

This hard-working, easy-to-clean surface solution can help satisfy most any design vision by using digital printing, high quality inks and a scratch-resistant coating. As a result, these panels offer high impact strength, will never rot, corrode, rust or delaminate and come with a proprietary coating that protects against fading from ultraviolet sources.

Division Bar molding perfectly matched to the pattern on the panels with enhanced scratch-resistant coating is standard. Available in ten standard and infinite custom designs, Duet panels easily fit with any interior style!

NOTE: Panolam products are not available in all Würth Louis and Company markets. Please contact your sales representative for more information.




Shelton
(Red Brick)



Savannah
(Aged Brick)




Stonington
(Stacked Stone)




Portland
(Shiplap)




Morristown
(Barn Plank)



Brooklyn
(White Subway Tile with Gray Grout)




Broadway
(White Subway Tile with White Grout)



Lexington
(6x6" Gray Tile with White Grout)



Carrollton
(Concrete)



Albany
(Oak Plank)



A
B
C
D
E
F
G
H
I
J
K
L
M
N
O
P
Q
R
S
T
U
V
W
X
Y

A PANOLAM FRP

B Panolam FRP


Fiberglass Reinforced Plastic (FRP) is the wall and ceiling panel from Panolam Surface Systems for those high traffic installations requiring durability and high sanitary standards as well as moisture, mildew and chemical resistance.



NOTE: Panolam FRP products are not available in all Würth Louis and Company markets. Please contact your sales representative for more information.



White



Black



Almond




Gray

Description	Thickness	Finish	Size (Class C Fire Rated)
FRP Sheet	.090 (-090)	Embossed (T)	4'x8' (-48C) or 4'x10' (-40C)


NOTE: Colors Silver, Taupe, Sky, Ivory, Beige and Sage are available as Special Order.

Item #	Description
FR4054	4 Gal Fast Grab FRP Adhesive


Trim Moldings:




Outside Corner (-OC)



Inside Corner (-IC)



Division Bar (-DB)



End cap (-EC)



Description	Size
Outside Corner (-OC)	8' (-8)
	10' (-10)
Inside Corner (-IC)	8' (-8)
	10' (-10)
Division Bar (-DB)	8' (-8)
	10' (-10)
End Cap (-EC)	8' (-8)
	10' (-10)



PANOLAM FRL

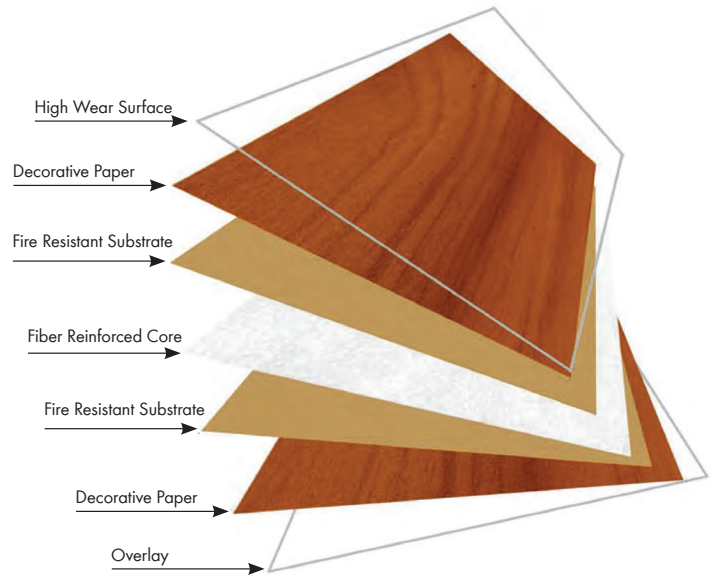
Panolam FRL

Fiber Reinforced Laminate (FRL) is engineered and manufactured to exacting standards, FRL decorative surfaces provides high-impact protection 13 times higher than vinyl and substantially lower smoke and flame spread than other competitive products. This wall panel provides ease of installation, job-site workability, long lasting style and exceptional durability year-after-year. The quality and versatility of the FRL panels make them the ideal wall surfacing solution in almost any environment. Available in 200+ colors and patterns.

Finishes:

- *Suede: Low gloss, textured finish.
- *Ashwood: Fine wood finish with a cathedral grain. Embossed wood grain.
- *Crystal: Fine pebble grained finish with a medium gloss/subtle dimensional with high light reflectivity.
- *Line Z: Deeply embossed, linear wood grain finish.
- *Soft Leather: Finely grained leather finish.
- *Wood Essence: Natural-appearing, linear wood grain finish.

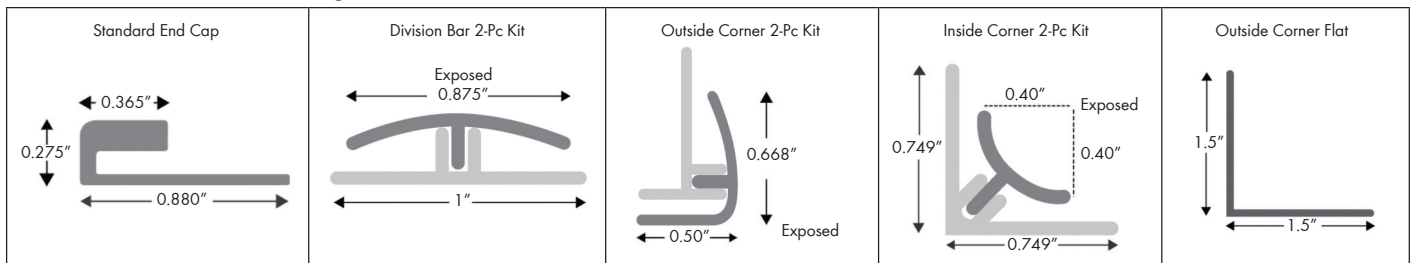
NOTE: Pionite products are not available in all Würth Louis and Company markets. Please contact your sales representative for more information.



Pionite/Nevamar FRL

3', 4' or 5' W by 8' or 10' L (Max 8' for horizontal applications)
 5 sheet min per size/color
 .075 thick for Wall Panels, .062 thick for Doors"

Pionite/Nevamar FRL Moldings



Description * All Special Order

Standard End Cap 10' Clear Anodized Aluminum
Division Bar Kit 10' (part A&B) Clear Anodized Aluminum
Outside Corner Flat 10' (part A&B) Clear Anodized Aluminum
Inside Corner Kit 10' (part A&B) Clear Anodized Aluminum
Outside Corner Flat 10' Anodized Aluminum, 1-1/2" x 1-1/2"
Green Choice Panel Adhesive 3.5 gal (covers approx 210 sq ft), Item # FR4319

Seamfil or Color Rite Adhesive will match to any laminate selected. Available in 5.5 oz tubes

NOTE: 10.3 oz tubes are available as custom orders. FRL panels are Made to Order with a lead time of 3-4 weeks.

A
B
C
D
E
F
G
H
I
J
K
L
M
N
O
P
Q
R
S
T
U
V
W
X
Y

A RICHWOOD INDUSTRIES POLYBAK, DRY ERASE & TACKABLE PANELS




B Richwood PolyBak, Dry Erase and Tackable Panels



C Richwood's PolyBak is a polymer impregnated Kraft liner board and is unique in the backer and overlay market due to its moisture resistance, strength, flexibility and extensive variety of products offered. Unlike competing paper backers, PolyBak is not brittle, allowing it to be rolled and bent without breaking.

E With the highest quality, non-ghosting dry-erase on the market, Richwood offers regular and magnetic, as well as one and two-sided, markerboards which is consistently specified by the office furniture industry.

G Richwood is the leader in innovative tackable solutions. The base tackable material - wood-fiber Softboard - allows for greater flexibility in developing tackable panels such as Ply High-Strength Tackboard Softboard panels on face and back of high-density fiberboard (HDF), 1/2" thick corkboard panel with premium cork veneer face and Softboard core) and Smartcore (FSC Mix Credit Certified, wood-fiber Softboard with a smooth finish and consistent density.)



X
Y