

MOCKETT

DOUG MOCKETT & COMPANY, INC.

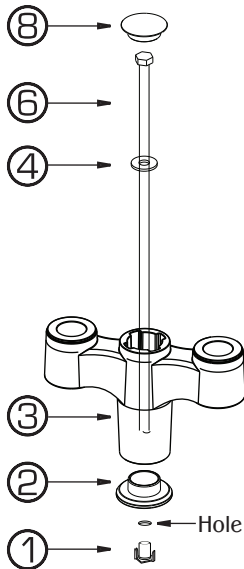
Part # **FSA1/2H**

310.318.2491 • 800.523.1269 • www.mockett.com

Instructions

Flat Screen Arm Bolt Through Mount

Required Tools:
17 mm socket and extension
5mm Allen wrench



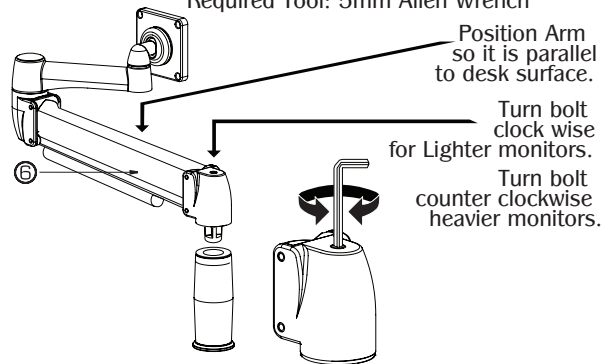
Contents:

#	QTY	Name
1	1	T-Nut
2	1	Base Plate
3	2	Double Hub
4	1	Washer
5	2	Arm
6	1	* Mounting Bolt
7	2	Adapter Plate
8	1	Base Cap
8	8	Adapter Plate screw
8	8	Monitor screw

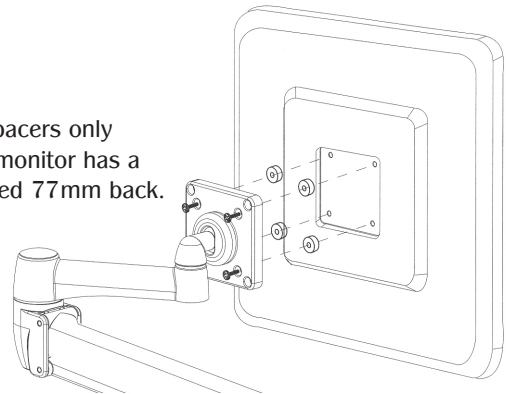
*Located in bottom of box

Adjusting Counter Balance

* Required Tool: 5mm Allen Wrench



Use Spacers only when monitor has a recessed 77mm back.



Adapter Plate

Standard Arm Mount: 75mm
Adapter Plate: 100mm

- Attach adapter Plate to arm if needed.
- Lay Monitor face down and attach Flat Screen Arm to Monitor.
- Place Flat Screen Arm and monitor into hub and adjust counter balance.

