

MOCKETT

DOUG MOCKETT & COMPANY, INC.

Part # **FSA1**

310.318.2491 • 800.523.1269 • www.mockett.com

Instructions

Flat Screen Arm Bolt Through Mount

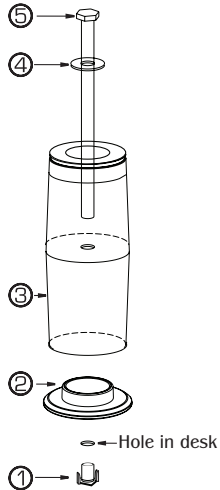
Required Tools:

17 mm socket and extension
5mm Allen wrench

Contents:

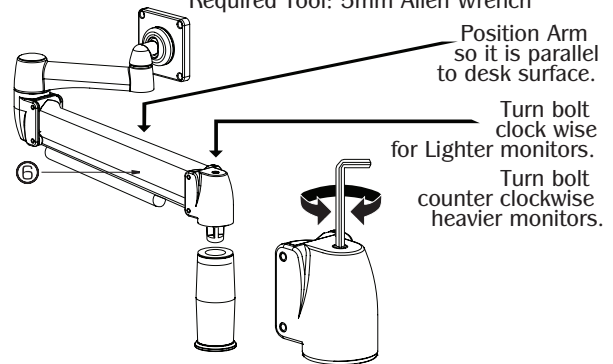
#	QTY	Name
1	1	T-Nut
2	1	Base Plate
3	1	Single Spacer
4	1	Washer
5	1	* Mounting Bolt
6	1	Arm
7	1	Adapter Plate
4	4	Adapter Plate Screw
4	4	Monitor Screw

* Located in bottom of box

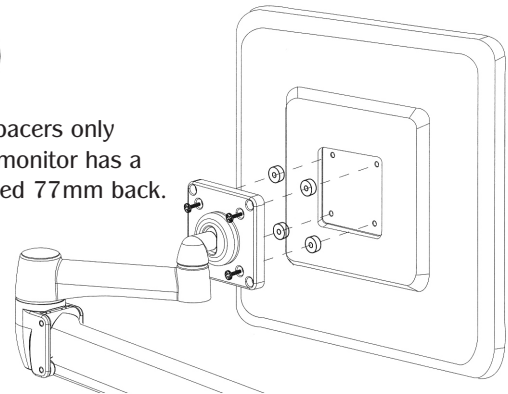


Adjusting Counter Balance

* Required Tool: 5mm Allen Wrench



Use Spacers only
when monitor has a
recessed 77mm back.



Adapter Plate

Standard Arm Mount: 75mm

Adapter Plate: 100mm

- Attach adapter Plate to arm if needed.
- Lay Monitor face down and attach Flat Screen Arm to Monitor.
- Place Flat Screen Arm and monitor into hub and adjust counter balance.

