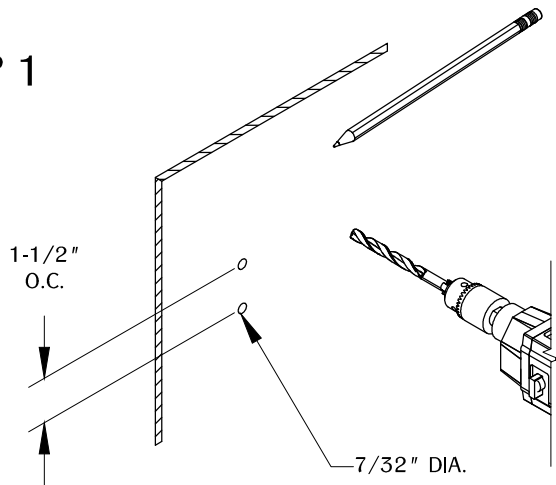


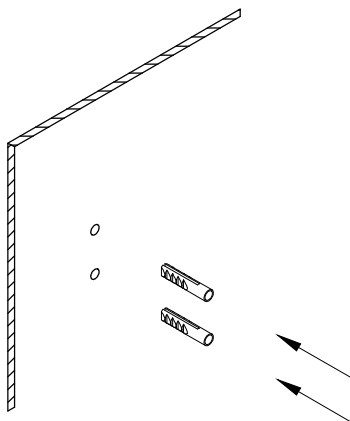
## STEP 1



MARK YOUR POSITIONS FOR DRILLING.

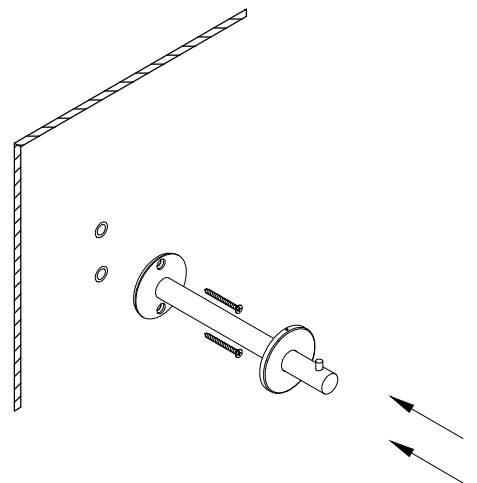
NOTE:  
Weight Capacity: 30 lbs. per bracket, when mounted into studs.

## STEP 2



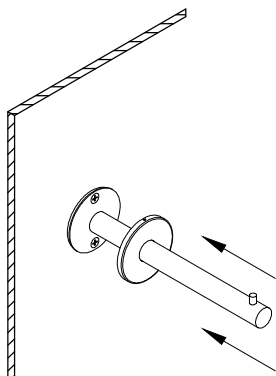
INSERT PLASTIC WALL ANCHORS.

## STEP 3



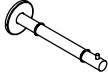



PLACE BACK PLATE OF HNGH2 OVER HOLES AND APPLY WOOD SCREWS.

## STEP 4



SLIDE COVER PLATE OVER BACK PLATE TO CONCEAL MOUNTING HARDWARE.

### TABLE OF CONTENTS:

	.....	1x HNGH2
	.....	2x PLASTIC ANCHOR
	.....	2x WOOD SCREW
	.....	2x RUBBER RINGS