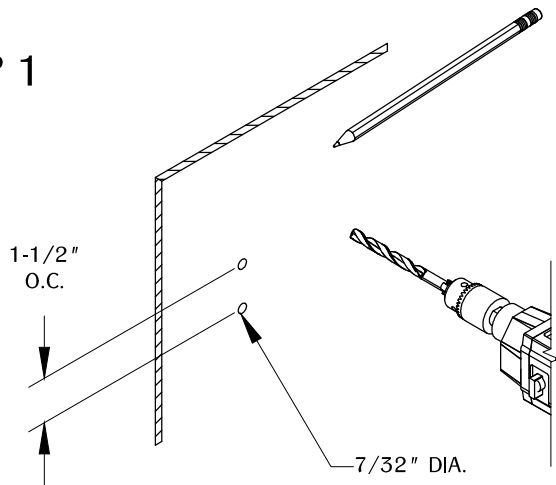


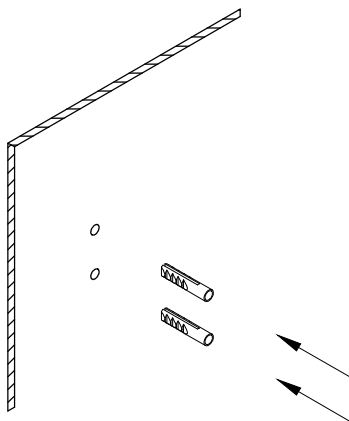
STEP 1



MARK YOUR POSITIONS FOR DRILLING.

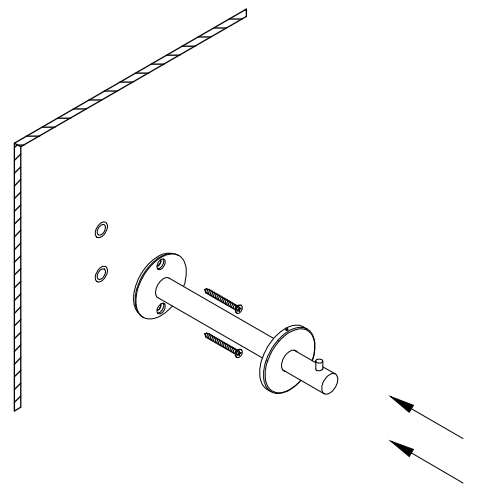
NOTE:
Weight Capacity: 25 lbs. per bracket, when mounted into studs.

STEP 2



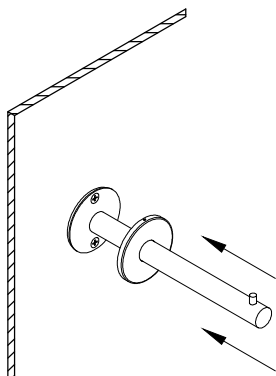
INSERT PLASTIC WALL ANCHORS.

STEP 3



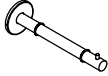



PLACE BACK PLATE OF HNGH3 OVER HOLES AND APPLY WOOD SCREWS.

STEP 4



SLIDE COVER PLATE OVER BACK PLATE TO CONCEAL MOUNTING HARDWARE.

TABLE OF CONTENTS:

	1x HNGH3
	2x PLASTIC ANCHOR
	2x WOOD SCREW
	2x RUBBER RINGS