

OPERATING INSTRUCTIONS

4800B



DENRAY MACHINE	
(800) 766-8263	
MODEL NUMBER	3444B Super
SERIAL NUMBER	475389
MOTOR HP	3
AMP	15.0
VOLTAGE	220-1Ph / 60 Hz
FAN TYPE	18" Comfri Fan
MFG DATE	10/29/18
FILTER NUMBER	EO 5814
TABLE NUMBER	9017
SWITCH TYPE	A16S2 Overload TF42-29
<small>Light Bar--Spun Bond--HEPA Bank--Plastic Top 7" Vise ----0 Hp 18" Fan</small>	

To find YOUR tables pertinent information please locate the table sticker on your table.

*Please note the image above is a "generic" table sticker for visual purposes only! The table sticker on your machine reflects how it left the manufacturer and does not reflect any after-market changes made by previous owners. If you have questions please call Denray Machine at (800) 766-8263.

WARRANTY

This Machine is covered with a 12 month warranty. The warranty covers replacement parts, except filters and wooden top (if applicable). The only way Denray will cover the labor is the work must be done by Denray at Denray's Facility. The shipping must be provided by the customer (owner of the machine) both ways. You may contact the dealer you purchased the machine from, and discuss with them, the possibility of their assistance in helping to solve the problem in your facility. Denray assumes or accepts no responsibility more than the cost of the machine. In the case of repair Denray will determine either to fix or replace the product. Denray reserves the right to modify or change the design of this and any model of their machines, without changing or updating any previous manufactured machine. The warranty will not cover any damage done by fire or any other act of nature or if abuse or improper maintenance was or was not performed.

Never Allow Any Unauthorized or Untrained Person To Operate This Machine

Lockout and tagout any time maintenance is performed on this machine

WARNING
NEVER GRIND OR SAND ANY ALUMINUM OR MAGNESIUM, OR ANY SPARK CREATING PRODUCT ON THIS MACHINE

Filters are the main need of maintenance, the cleaner the filters are kept the better the machine will perform. This machine may be equipped with a timer to clean the filter, every so many minutes a pulse of air will be released into the filter, The time between pulses are adjustable, refer to the electrical diagram. Warning if the time is reduced between pulses the filter may plug up reducing the machines performance. The filters can also be pulsed with the machine off, it may blow dust back into the work area, so caution should be used here, pulse the machine then turn machine on to pull dust back into the filter.

The filter will clean better with machine off, you may shut machine off and before it slows down to a complete stop, pulse the filter and allow the fan to prevent the dust from exiting the filter compartment.
Filter replacement number is on the inside of the filter door. Be sure to replace with same type of filter or a filter made of polyester media.



Cartridge Filter 99.95% efficiency down to .5 micron

Dust Drawer Clean regularly, as needed

Filter replacement number Is on inside of this door. MUST replace with the proper fire retardant filter

The exhaust air will exit through opening to the floor, if muffler is added the plate on the end will be located here to force the air through the muffler


Motor Compartment



4800B Back Side View

Never Open Any Door While Machine Is Running

The machine may vary a little from the picture




Incoming airline
90-120 psi

Drain Moisture from tank daily, and provide clean dry air from factory compressed air


Air Tank

150 PSI Pressure relief valve, 1/4" NPT Male, if you have air leaking from the tank area, this is the 1st place to check.



Valve to release air into the filters to clean them

Compression nut that holds valve to the tank. Always apply a small amount of either grease or oil to the threads when reassembling to the tank.



Clip To Remove The Solenoid

Solenoid to activate the valve 120 Volts

Electrical Plug that screws on the solenoid by one screw