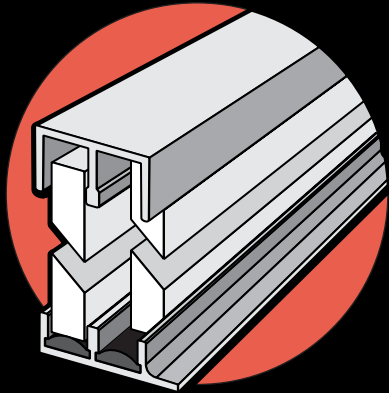




for 1/4 inch thick

glass, acrylic, pegboard,
fiber board, plywood, etc.

TRACK ASSEMBLY No 1



- Silent, smooth operation
- Economical and quick install
- Satin Anodized Finish

PACKAGE CONTAINS:

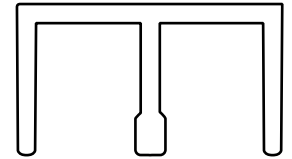
- 1 pc. #48A14 upper guide
- 1 pc. #38AS14 lower track
- Screws

for 1/4 inch thick bypassing doors

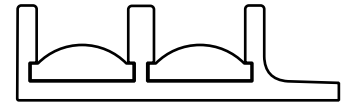
www.epcohardware.com

PART IDENTIFICATION:

1 pc. #48A14 upper guide



1 pc. #38AS14 lower track



1 package of Screws



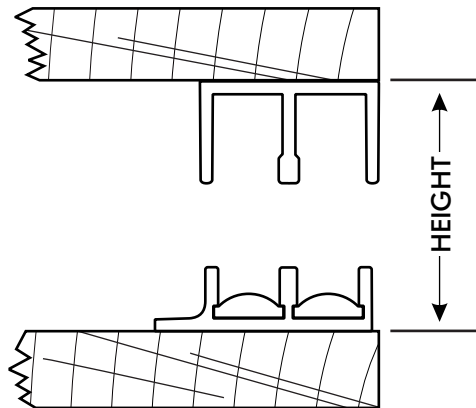
www.epcohardware.com

The fibre inserted bottom track and upper guide are designed to provide the frame and facing when installed.

To obtain the best sliding qualities, apply a light coat of wax on fibre track twice a year.

Use the included screws to fasten the track and guide in position

TYPICAL INSTALLATION



TO OBTAIN PANEL HEIGHT

Cut panel 7/16" less than height of finished opening.

TO OBTAIN PANEL WIDTH

Add 1/2" to opening width and divide by 2 for 1/2" overlap.

Add 1" to opening width and divide by 2 for 1" overlap.