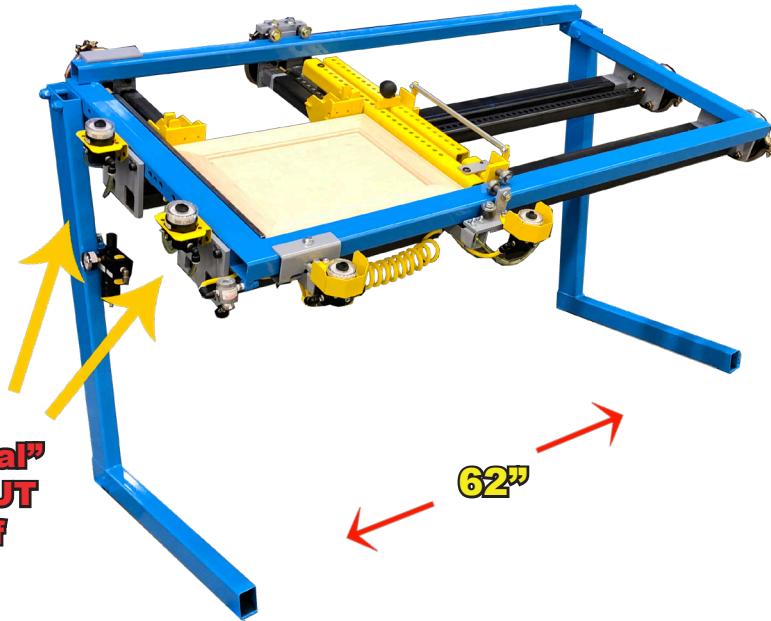




#717A-M Miter Door Clamp

Accurately Clamp, Square and Adjust Your Miter Joints with the JLT Miter Door Clamp




26"


62"

Footprint:
84"L x 50"H x 32"W

Dial Regulators "Dial" Pressure IN and OUT for Adjustment of Corners



Includes (2) Vertical and (2) Horizontal Clamp



Quick Changeovers

With the JLT Trident Pin System, this intuitive feature allows for quick changeovers between door sizes for speed and efficiency.



Accurate Adjustments

Each of the Miter Door Clamp's (4) clamps include individual adjustment from a dial regulator. This allows for precise adjustment of tricky miter joints.

Necessary Corner Pressure

JLT Door Clamps have heavy duty jaws that bring pressure directly to the corners of your doors, exactly where you need it most.

For More Information, Call (845) 452-3780
www.jamestaylor.com
bryan@jamestaylor.com

