


8070, 8071, 8072 Pivot Door Slides



Features

- Cabinet acts as installation log
- Cushioned stops and door hold-out
- Three-way adjustable door hinge

8070: 3/4 extension slide with self-close 35 mm hinge

8071: 3/4 extension slide without hinge and base

8072: 3/4 extension slide with attached hinge base

Mounting: Side mount

Action: Ball bearing movement

Load rating: 30-pound class

Maximum Dimensions:

Horizontal pivot doors: 24" high x 48" wide

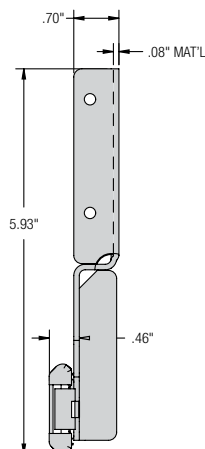
Vertical doors: 42" high x 24" wide

Clearance:


Maximum Slide Width Including Hinges		
Type	Standard	Salice
Self-close hinge	1-23/32 inch	1-21/32 inch
Free-swing hinge	1-23/32 inch	1-21/32 inch
Overlay hinge	1-23/32 inch	1-7/8 inch
Thick door hinge	2-3/32 inch	—
Extra-thick door hinge	2-13/32 inch	2-5/16 inch

Finish: Ebony Black (EB)

Profile:



8090P CR Raised Panel Cassette Roller




Additional protection for raised panel doors

Product	Pack
8090P CR	1 per poly pack with screws

Configurations

Poly (P)	1 set per bag; 10 sets per carton - with screws
----------	---

8070EZ Ebony Black (EB)		8071EZ Ebony Black (EB)		8072EZ Ebony Black (EB)	
Includes standard 3/4 inset hinge and baseplate		Hinges and baseplates are not included		Baseplate attached; Must order hinges separately	
Size	Poly (P)	Size	Poly (P)	Size	Poly (P)
12 inch	8070PEZ EB 12	12 inch	8071PEZ EB 12	12 inch	8072PEZ EB 12
14 inch	8070PEZ EB 14	14 inch	8071PEZ EB 14	14 inch	8072PEZ EB 14
16 inch	8070PEZ EB 16	16 inch	8071PEZ EB 16	16 inch	8072PEZ EB 16
18 inch	8070PEZ EB 18	18 inch	8071PEZ EB 18	18 inch	8072PEZ EB 18
20 inch	8070PEZ EB 20	20 inch	8071PEZ EB 20	20 inch	8072PEZ EB 20
22 inch	8070PEZ EB 22	22 inch	8071PEZ EB 22	22 inch	8072PEZ EB 22
24 inch	8070PEZ EB 24	24 inch	8071PEZ EB 24	24 inch	8072PEZ EB 24

Recommended Fasteners		KV Part	Finish	Qty
	#6 x 13/32" Phillips Pan head	1300-83	Zinc (ZC)	1000

Hinge Kit Options



Hinge Kit (K)	2 hinges per kit; 10 kits per carton
---------------	--------------------------------------

Nickel Hinges (For Use with 8072)		
Kit (K)	Hinge Cup Size	Door Thickness
8080 HKEZS	35 mm	3/4 inch inset
8080 HKEZL	40 mm	3/4 inch overlay
8080 HKEZF	35 mm	3/4 inch free swinging inset
8085 HKEZT	40 mm	1 inch thick inset
8086 HKEZX	40 mm	1-1/4 inch extra thick inset
Ebony Black (EB) Hinges (For Use with 8072)		
Kit (K)	Hinge Cup Size	Door Thickness
8080 HKEZS EB	35 mm	3/4 inch inset
8080 HKEZL EB	40 mm	3/4 inch overlay
8085 HKEZT EB	40 mm	1 inch thick inset
8086 HKEZX EB	40 mm	1-1/4 inch extra thick inset
Salice Hinges (For Use with 8071P EZ) Nickel Finish		
Kit (K)	Hinge Cup Size	Door Thickness
8080 HKS SAL	35 mm	3/4 inch inset
8080 HKF SAL	35 mm	3/4 inch overlay
8080 HKL SAL	40 mm	3/4 inch free swinging inset
8086 HKX SAL	40 mm	1 inch thick inset
Salice Hinges (For Use with 8071P EZ) Ebony Black (EB) Finish		
Kit (K)	Hinge Cup Size	Door Thickness
8080 HKS SAL EB	35 mm	3/4 inch inset
8080 HKF SAL EB	40 mm	3/4 inch overlay
8086 HKL SAL EB	40 mm	1-1/4 inch extra thick inset

For additional information on our salice hinge offerings please see page 61.

8080, 8081, 8082 Pivot Door Slides



Features

- Cushioned stops and door hold-out
- Three-way adjustable door hinge

8080: 3/4 extension slide with self-close 35 mm hinge

8081: 3/4 extension slide without hinge and base

8082: 3/4 extension slide with attached hinge base

Mounting: Side mount

Action: Ball bearing movement

Load rating: 30-pound class

Maximum Dimensions:

Horizontal pivot doors: 24" high x 48" wide

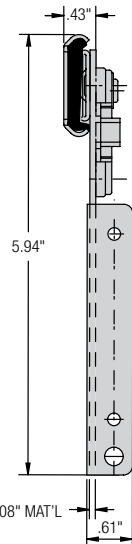
Vertical doors: 42" high x 24" wide

Clearance:


Maximum Slide Width Including Hinges		
Type	Standard	Salice
Self-close hinge	1-23/32 inch	1-21/32 inch
Free-swing hinge	1-23/32 inch	1-21/32 inch
Overlay hinge	1-23/32 inch	1-7/8 inch
Thick door hinge	2-3/32 inch	—
Extra-thick door hinge	2-13/32 inch	2-5/16 inch

Finish: Anochrome (ANO) Ebony Black (EB)

Profile:



8090P CR Raised Panel Cassette Roller



Additional protection for raised panel doors

Product	Pack
8090P CR	1 per poly pack with screws

Configurations

Poly (P)		1 set per bag; 10 sets per carton - with screws			
8080EZ Anochrome (ANO)		8081EZ Anochrome (ANO)		8082EZ Anochrome (ANO)	
Includes hinges and bases		No hinges or bases		Hinge base only	
Size	Poly (P)	Size	Poly (P)	Size	Poly (P)
12 inch	8080PEZ EB 12	12 inch	8081PEZ EB 12	12 inch	8082PEZ EB 12
14 inch	8080PEZ EB 14	14 inch	8081PEZ EB 14	14 inch	8082PEZ EB 14
16 inch	8080PEZ EB 16	16 inch	8081PEZ EB 16	16 inch	8082PEZ EB 16
18 inch	8080PEZ EB 18	18 inch	8081PEZ EB 18	18 inch	8082PEZ EB 18
20 inch	8080PEZ EB 20	20 inch	8081PEZ EB 20	20 inch	8082PEZ EB 20
22 inch	8080PEZ EB 22	22 inch	8081PEZ EB 22	22 inch	8082PEZ EB 22
24 inch	8080PEZ EB 24	24 inch	8081PEZ EB 24	24 inch	8082PEZ EB 24
8080EZ Ebony Black (EB)		8081EZ Ebony Black (EB)		8082EZ Ebony Black (EB)	
12 inch	8080PEZ EB 12	12 inch	8081PEZ EB 12	12 inch	8082PEZ EB 12
14 inch	8080PEZ EB 14	14 inch	8081PEZ EB 14	14 inch	8082PEZ EB 14
16 inch	8080PEZ EB 16	16 inch	8081PEZ EB 16	16 inch	8082PEZ EB 16
18 inch	8080PEZ EB 18	18 inch	8081PEZ EB 18	18 inch	8082PEZ EB 18
20 inch	8080PEZ EB 20	20 inch	8081PEZ EB 20	20 inch	8082PEZ EB 20
22 inch	8080PEZ EB 22	22 inch	8081PEZ EB 22	22 inch	8082PEZ EB 22
24 inch	8080PEZ EB 24	24 inch	8081PEZ EB 24	24 inch	8082PEZ EB 24

Recommended Fasteners	KV Part	Finish	Qty
#6 x 13/32" Phillips Pan head	1300-83	Zinc (ZC)	1000


Hinge Kit Options



Hinge Kit (K)	2 hinges per kit; 10 kits per carton		
Hinge Pack (P)	40 hinges per carton		
Nickel Hinges (For Use with 8082P and 8082Q)			
Kit (K)	Hinge Pack (P)	Hinge Cup Size	Door Thickness
8080 HKEZS	8080 HPEZS	35 mm	3/4 inch inset
8080 HKEZL	8080 HPEZL	40 mm	3/4 inch overlay
8080 HKEZF	8080 HPEZF	35 mm	3/4 inch free swinging inset
8085 HKEZT	8085 HPEZT	40 mm	1 inch thick inset
8086 HKEZX	8086 HPEZX	40 mm	1-1/4 inch extra thick inset
Ebony Black (EB) Hinges (For Use with 8082P and 8082Q)			
Kit (K)	Hinge Pack (P)	Hinge Cup Size	Door Thickness
8080 HKEZS EB	8080 HPEZS EB	35 mm	3/4 inch inset
8080 HKEZL EB	8080 HPEZL EB	40 mm	3/4 inch overlay
8085 HKEZT EB	8085 HPEZT EB	40 mm	1 inch thick inset
8086 HKEZX EB	8086 HPEZX EB	40 mm	1-1/4 inch extra thick inset
Salice Hinges (For Use with 8081P) Nickel Finish			
Kit (K)	Hinge Pack (P)	Hinge Cup Size	Door Thickness
8080 HKS SAL	—	35 mm	3/4 inch inset
8080 HKF SAL	—	35 mm	3/4 inch overlay
8080 HKL SAL	—	40 mm	3/4 inch free swinging inset
8086 HKX SAL	—	40 mm	1 inch thick inset
Salice Hinges (For Use with 8081P) Ebony Black (EB) Finish			
Kit (K)	Hinge Pack (P)	Hinge Cup Size	Door Thickness
8080 HKS SAL EB	—	35 mm	3/4 inch inset
8080 HKL SAL EB	—	40 mm	3/4 inch overlay
8086 HKX SAL EB	—	40 mm	1-1/4 inch extra thick inset

For additional information on our salice hinge offerings please see page 61.

8091, 8092 Pivot Door Slides



Features

- Rack and pinion design
- Multiple hinge options
- Greatly reduces door sag
- Requires partition installation

8091: Hinge and baseplate not included
 8092: Baseplate attached; hinge must be ordered separately
 Mounting: Side mount
 Action: Ball bearing movement
 Load rating: 75-pound class
 Maximum Dimensions:

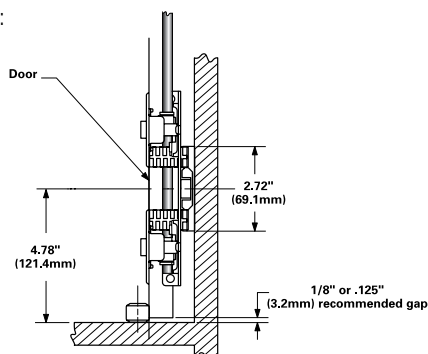
Vertical doors: 72" high x 26" wide

Clearance:

Maximum Slide Width Including Hinges		
Type	Standard	Salice
Self-close hinge	1-23/32 inch	1-21/32 inch
Free-swing hinge	1-23/32 inch	1-21/32 inch
Overlay hinge	1-23/32 inch	1-7/8 inch
Thick door hinge	2-3/32 inch	—
Extra-thick door hinge	2-13/32 inch	2-5/16 inch

Finish: Ebony Black (EB)

Profile:



8090P CR Raised Panel Cassette Roller



Additional protection for raised panel doors

Product	Pack
8090P CR	1 per poly pack with screws

Configurations

Poly (P)	1 set per bag; 6 sets per carton - with screws
----------	--

8091 Ebony Black (EB)		8092 Ebony Black (EB)	
Size	Poly (P)	Size	Poly (P)
12 inch	8091P EB 12	12 inch	8092P EB 12
14 inch	8091P EB 14	14 inch	8092P EB 14
16 inch	8091P EB 16	16 inch	8092P EB 16
18 inch	8091P EB 18	18 inch	8092P EB 18
20 inch	8091P EB 20	20 inch	8092P EB 20
22 inch	8091P EB 22	22 inch	8092P EB 22
24 inch	8091P EB 24	24 inch	8092P EB 24
26 inch	8091P EB 20	26 inch	8092P EB 20
28 inch	8091P EB 22	28 inch	8092P EB 22
30 inch	8091P EB 24	30 inch	8092P EB 24

Recommended Fasteners	KV Part	Finish	Qty
 #6 x 13/32" Phillips Pan head	1300-83	Zinc (ZC)	1000

Hinge Kit Options



Hinge Kit (K)	2 hinges per kit; 10 kits per carton
Hinge Pack (P)	40 hinges per carton

Nickel Hinges (For Use with 8092)			
Kit (K)	Hinge Pack (P)	Hinge Cup Size	Door Thickness
8080 HKEZS	8080 HPEZS	35 mm	3/4 inch inset
8080 HKEZL	8080 HPEZL	40 mm	3/4 inch overlay
8080 HKEZF	8080 HPEZF	35 mm	3/4 inch free swinging inset
8085 HKEZT	8085 HPEZT	40 mm	1 inch thick inset
8086 HKEZX	8086 HPEZX	40 mm	1-1/4 inch extra thick inset
Ebony Black (EB) Hinges (For Use with 8092)			
8080 HKEZS EB	8080 HPEZS EB	35 mm	3/4 inch inset
8080 HKEZL EB	8080 HPEZL EB	40 mm	3/4 inch overlay
8085 HKEZT EB	8085 HPEZT EB	40 mm	1 inch thick inset
8086 HKEZX EB	8086 HPEZX EB	40 mm	1-1/4 inch extra thick inset
Salice Hinges (For Use with 8091) Nickel Finish			
8080 HKS SAL	—	35 mm	3/4 inch inset
8080 HKF SAL	—	35 mm	3/4 inch overlay
8080 HKL SAL	—	40 mm	3/4 inch free swinging inset
8086 HKX SAL	—	40 mm	1 inch thick inset
Salice Hinges (For Use with 8091) Ebony Black (EB) Finish			
8080 HKS SAL EB	—	35 mm	3/4 inch inset
8080 HKL SAL EB	—	40 mm	3/4 inch overlay
8086 HKX SAL EB	—	40 mm	1-1/4 inch extra thick inset

For additional information on our salice hinge offerings please see page 61.

8090B Pinion Shafts for 4x4 Pocket Door Slides

SB Pack (SB) - 1 pair of shafts	Bulk Pack (B) - 10 each
---------------------------------	-------------------------

8090B Pinion Shaft Ebony Black (EB) Finish			
Size	Bulk (B)	Quantity	Door Thickness
36 inch	8090B EB 36	10	3/4 inch inset
48 inch	8090B EB 48	10	3/4 inch overlay
72 inch	8090B EB 72	10	3/4 inch free swinging inset
8092SB Pinion Shaft Ebony Black (EB) Finish			
36 inch	8092SB EB 36	2	3/4 inch inset
48 inch	8092SB EB 48	2	3/4 inch overlay
72 inch	8092SB EB 72	2	3/4 inch free swinging inset