

Locks

For commercial and residential use
Made in the USA



Drawer and Door Locks



986 Series Drawer Lock

Drawer Locks

Standard Pack (12 pieces per box)					
Part Number	Keyed	Finish	Material Thickness	Material Compatibility	Size
986KA 70 NP	Alike	Polished Nickel	7/8"	Any	Mounting Flange: 1-1/2" x 2" wide (screw holes on 1-7/16" centers) Barrel OD: 7/8" Bolt Travel: 3/8"



Adjustable Ratchet Lock
(962 CHR)



Ratchet Lock
(965 NP)



Plunger Lock
(984 NP)

Door Locks and Latches

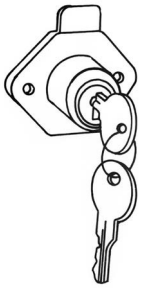
Standard Pack (12/box)						
Description	Part Number	Keyed	Finish	Material Thickness	Material Compatibility	Size
Adjustable Ratchet Lock	962KA 440 CHR	Alike	Chrome	Up to 3/4"	Any	3/4" to 3-3/8"
	963KA 440 CHR			1/4"	Glass	
Ratchet Lock	965KA 50 NP	Alike	Polished Nickel	1/4"	Glass	1" to 3-3/8"
Plunger Lock	984KA 90 NP	Alike	Polished Nickel			Mounting Flange: 7/8" x 2" (screw holes on 1-1/2" centers) Barrel: 7/8" (outside diameter) Plunger Travel: 15/32" Plunger Receptacle: 1/2" (outside diameter) x 7/16"
Secret Gate Latch (left or right-hand mount)	989 SPR BR	Alike	Sprayed Brass-lock			2" x 2-3/8"
	989 ALUM		Aluminum			

*Includes thumbscrew adjustment.

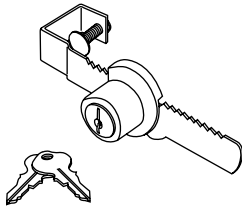


Secret Gate Latch
(989 ALUM)

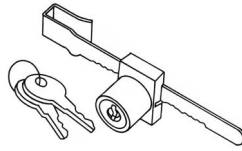
Drawer and Door Locks



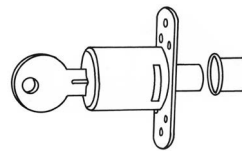
986 Series Drawer Lock



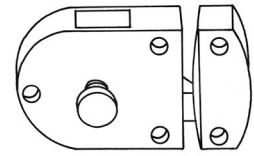
Adjustable Ratchet Lock (962/963)



Adjustable Lock (965)



Plunger Lock (984)



Secret Gate Latch (989)

1. Product Name

Drawer Lock. Durable lock, ideal for commercial/residential use where different keyed locks are necessary.

Adjustable Ratchet Lock. Durable lock, ideal for commercial/residential use

Adjustable Lock. Durable lock, ideal for commercial/residential use

Plunger Lock. Durable lock, ideal for commercial/residential use

Secret Gate Lock. Durable lock, ideal for commercial/residential use

2. Manufacturer

Knape & Vogt® Manufacturing Company

2700 Oak Industrial Dr. NE, Grand Rapids, MI USA 49505-6026

616.459.3311 | www.kv.com

3. Product Description

Basic Use: KV Drawer and Door Locks are perfect for securing drawers or doors.

Composition and Materials:

986 Series Drawer Locks: Steel

Adjustable Ratchet Lock: Steel

Adjustable Lock: Steel

Plunger Lock: Steel

Secret Gate Lock: Steel, Zinc

Sizes:

986 Series Drawer Locks: Mounting Flange: 1-1/2" x 2" wide; Barrel OD: 7/8";

Bolt Travel: 3/8"

Adjustable Ratchet Lock: 3/4" to 3-3/8"

Adjustable Lock: 1" to 3-3/8"

Plunger Lock: Mounting Flange: 7/8" x 2"; Barrel: 7/8" (outside diameter);

Plunger Travel: 15/32"; Plunger Receptacle: 1/2" (outside diameter) x 7/16"

Secret Gate Lock: 2" x 2-3/8"

Finishes: Aluminum (ALUM), Chrome (CHR), Polished Nickel (NP), Sprayed Brass-look (SPR BR). Some finishes may not be available in every lock series.

4. Technical Data

Applicable Standards: KV Drawer and Door Locks are tested to meet or exceed the ANSI performance standards as established by BHMA in the Knape & Vogt (KV) recommended application.

Results were obtained by laboratory testing in accordance with ANSI/ BHMA A156.9-2003 performance standard. (Load ratings based on brackets being mounted on 16" centers.)

Representative testing in a fully configured application is the only way to assure proper performance, durability, and safety. Contact KV for verification testing service of your specific application.

Environmental Considerations:

Environment: Excessive humidity, salts, or other chemical agents can corrode the finish and attack metal or plastic components.

Fastening: Inadequate or incorrect fasteners can result in the products pulling loose and causing damage.

Alignment: Improper product alignment can result in a system that is ineffective and unsafe.

5. Installation

Place product in desired position. Mark position of product and location of any necessary screw and/or drill holes. If necessary, drill appropriate screw and/or drill holes. Fasten product to drawer/door with recommended screws or hardware according to specific lock instructions.

6. Availability and Cost

Availability: Knape & Vogt (KV) products are available from stocking distributors and through KV Representatives worldwide.

Cost: Current pricing is available from area KV Representatives. Please call for the nearest representative at: 800.253.1561.

7. Warranty

Limited Lifetime Warranty: Knape & Vogt offers its standard Limited Lifetime Warranty to the initial purchaser of commercial products. This warranty covers defects in materials and workmanship which occur during normal use, and the remedy is limited to repair or replacement of defective products, at KV's option. Certain types of defects and damage are excluded from warranty coverage, costs and expenses are not covered, and additional restrictions apply. A copy of the Limited Lifetime Warranty, with all warranty details, limitations and disclaimers, is available on the Customer Care Connection location at www.kv.com or from KV Customer Service, 2700 Oak Industrial Drive, Grand Rapids, MI 49505, 800.253.1561.

8. Maintenance

KV Drawer and Door Locks require no maintenance. Inspect for proper fit periodically and adjust when necessary. Replace as required or recommended by application.

9. Technical Services

Knape & Vogt and area representatives can assist with any application. For further information, or for the name of the representative nearest you, please call Knape & Vogt Customer Service: 800.253.1561 or visit our website at: www.kv.com.

10. Filing Systems

Additional product information, data sheets, application sheets, and a full catalog are available upon request from Knape & Vogt.



KNAPE & VOGT.

2700 Oak Industrial Dr. NE

Grand Rapids, MI 49505-6026 USA

1.800.253.1561 | 616.459.3311

Fax: 877.636.3290

www.kv.com

BHMA Knape & Vogt shelving products follow the ANSI testing standards established by BHMA.

*This and other KV literature is available for download at www.kv.com > Resource Library
Knape & Vogt reserves the right to change product specifications at any time without notice and without incurring responsibility
for existing units. This information conforms to editorial style prescribed by The Construction Specifications Institute.*

©2016 Knape & Vogt. KV and the KV logo are trademarks of Knape & Vogt.

OL2258/1016