



Full Extension Soft-Close Undermount Drawer Slide

SPECIFICATIONS

Number:	Full Extension Soft-Close Undermount Drawer Slide
Mounting:	Side, for Frame or Frameless Construction
Height:	1-7/8"
Load Rating:	75-Pound Class
Finish:	Zinc
Travel:	Full Extension 14"-22", Partial 9"-12"
Sizes:	9", 10", 12", 14", 15", 16", 18", 20", 21", 22"
Packaged:	Bulk (B): 6 Pairs per Carton. Lengths 14"-22". Bulk (B): 4 Pairs per Carton. Lengths 9"-12".
Release Lever:	MUV1D-RL: Up/Down Height Adjustment. 60 pairs per carton MUV2D-RL: Up/Down Height, Side-to-Side Adjustment. 24 pairs per carton MUV3D-RL: Up/Down Height, Side-to-Side, In/Out Adjustment. 12 pairs per carton MUVRL INSET: Inset Adjuster (MUV2D-RL Add On). 12 pairs per carton
Rear Brackets:	MUV-RBM: Metal Rear Bracket (for use on 14", 15", 16", 18", 20", 21", 22" Slides). 12 Brackets (Unhanded) MUV-RBP: Plastic Rear Brackets (for use with 9", 10", 12" Slides). 8 Brackets (4 Right Hand, 4 Left Hand)
Fasteners:	MUV-122: #7 x 5/8" Flat Head Screw – Slide MUV-123: #6 x 1/2" Truss Head Screw – Front Release Levers and Rear Bracket
Install Jig:	MUV-124

Material Thickness

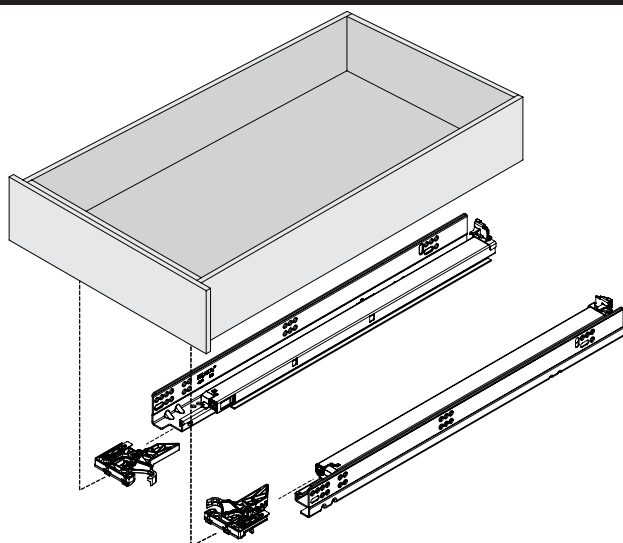
For use with the following material thicknesses:

5/8" [16mm]

9/16" [14mm]

1/2" [13mm]

DRAWER ASSEMBLY



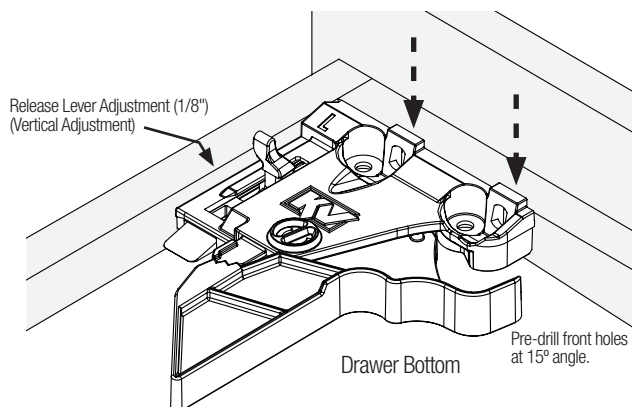
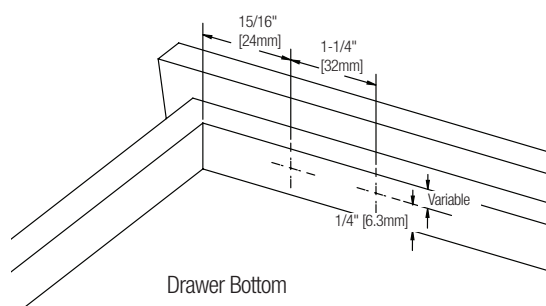
Optimal Operation Guidelines for Drawer Width Based on Drawer Height:

Drawer Height up to 6":	Max. Width = Slide Length + 10"
Drawer Height Greater than 6":	Max. Width = Slide Length + 10" or 28", whichever is less
Drawer Height Greater than 8":	Max. Width = Slide Length + 10" or 24", whichever is less
Drawer Height Greater than 10":	Max. Width = Slide Length + 10" or 21", whichever is less

Reference Page 6 for two critical drawer dimensions:

- Max. Drawer Bottom Recess
- Inside Drawer Width

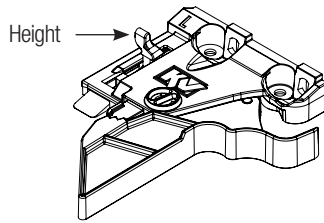
DRAWER HARDWARE INSTALLATION



RELEASE LEVERS

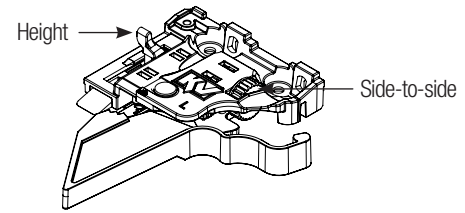
HEIGHT ADJUSTMENT

MUV1D-RL



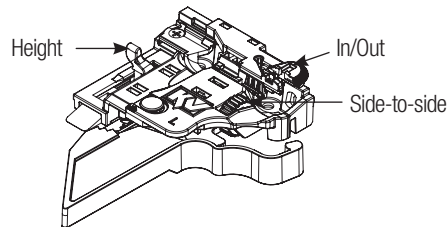
HEIGHT & SIDE-TO-SIDE ADJUSTMENT

MUV2D-RL



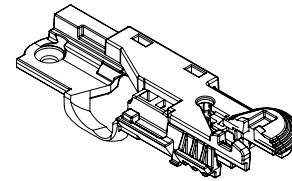
HEIGHT & SIDE-TO-SIDE & IN/OUT ADJUSTMENT

MUV3D-RL



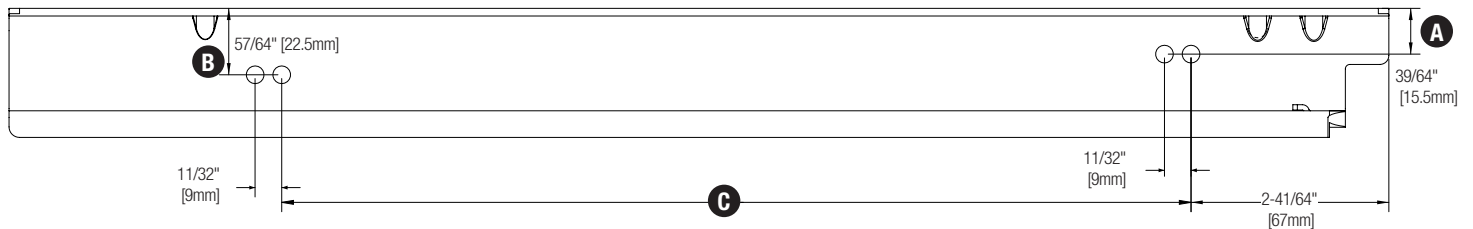
IN/OUT ADJUSTMENT

MUVRL INSET (add onto MUV2D-RL)



Part Number	Height	Side-to-Side	In/Out
MUV1D-RL	+ 1/8" [3mm]	—	—
MUV2D-RL	+ 1/8" [3mm]	± 1/16" [1.5mm]	—
MUV3D-RL	+ 1/8" [3mm]	± 1/16" [1.5mm]	+ 3/32" [2.5mm]

BOTTOM HOLE PATTERN




Slide	Cabinet Depth	Min. Interior Depth	Slide Length	Drawer Length	Travel Length	A	B	C
MUVAB 22	24" [610mm]	22-3/4" [578mm]	22.4" [569mm]	22" [559mm]	21.84" [554.7mm]	39/64" [15.5mm]	57/64" [22.5mm]	14-7/8" [378mm]
MUVAB 21	24" [610mm]	21-3/4" [553mm]	21.4" [544mm]	21" [533mm]	20.84" [529.3mm]	39/64" [15.5mm]	57/64" [22.5mm]	14-7/8" [378mm]
MUVAB 20	24" [610mm]	20-3/4" [527mm]	20.4" [518mm]	20" [508mm]	19.84" [503.9mm]	39/64" [15.5mm]	57/64" [22.5mm]	14-17/32" [369mm]
MUVAB 18	21" [533mm]	18-3/4" [479mm]	18.4" [467mm]	18" [457mm]	17.84" [453.1mm]	39/64" [15.5mm]	57/64" [22.5mm]	12-1/8" [308mm]
MUVAB 16	21" [533mm]	16-3/4" [425mm]	16.4" [417mm]	16" [406mm]	15.84" [402.3mm]	39/64" [15.5mm]	57/64" [22.5mm]	9-13/16" [249mm]
MUVAB 15	18" [457mm]	15-3/4" [403mm]	15.4" [391mm]	15" [381mm]	14.59" [370.6mm]	39/64" [15.5mm]	57/64" [22.5mm]	9-7/16" [240mm]

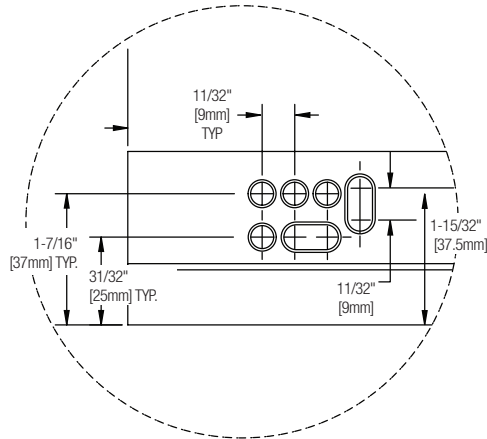


Full Extension Soft-Close Undermount Drawer Slide

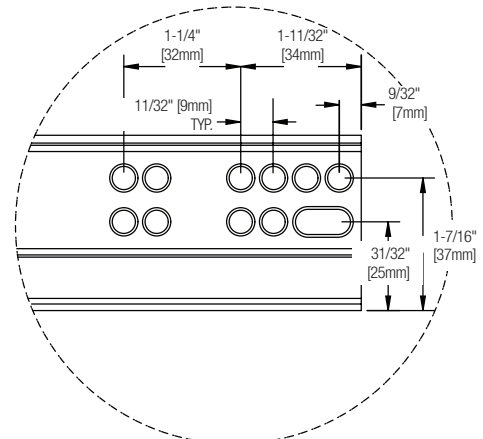
FRAMELESS APPLICATIONS [WITH DECORATIVE FRONT]



REAR SLIDE DETAIL



SLIDE FRONT DETAIL



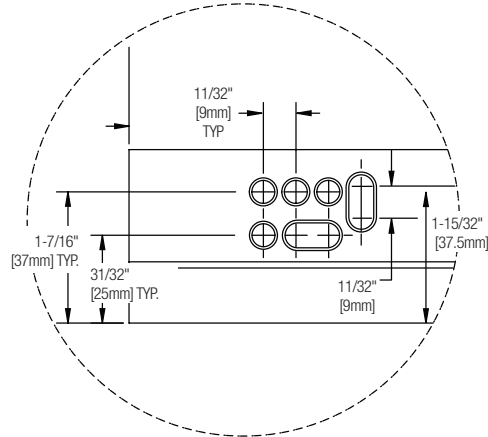
Slide	Cabinet Depth	Min. Interior Depth	Slide Length	Drawer Length	Travel Length	A	B	C	Max. Material Thickness	Setback
MUVAB 22	24" [610mm]	22-3/4" [578mm]	22.4" [569mm]	22" [559mm]**	21.84" [554.7mm]	10-5/64" [256mm]	8-13/16" [224mm]	1-1/16" [27mm]	5/8" [16mm]	1/8" [3mm]
MUVAB 21	24" [610mm]	21-3/4" [553mm]	21.4" [544mm]	21" [533mm]**	20.84" [529.3mm]	10-5/64" [256mm]	8-13/16" [224mm]	1-1/16" [27mm]	5/8" [16mm]	1/8" [3mm]
MUVAB 20	21" [533mm]	20-3/4" [527mm]	20.4" [518mm]	20" [508mm]**	19.84" [503.9mm]	8-13/16" [224mm]	8-13/16" [224mm]	1-1/16" [27mm]	5/8" [16mm]	1/8" [3mm]
MUVAB 18	21" [533mm]	18-3/4" [479mm]	18.4" [467mm]	18" [457mm]**	17.84" [453.1mm]	7-9/16" [192mm]	8-13/16" [224mm]	1-1/16" [27mm]	5/8" [16mm]	1/8" [3mm]
MUVAB 16	18" [457mm]	16-3/4" [425mm]	16.4" [417mm]	16" [406mm]**	15.84" [402.3mm]	5-1/32" [128mm]	8-13/16" [224mm]	1-1/16" [27mm]	5/8" [16mm]	1/8" [3mm]
MUVAB 15	18" [457mm]	15-3/4" [403mm]	15.4" [391mm]	15" [381mm]**	14.59" [370.6mm]	7-9/16" [192mm]	5-1/32" [128mm]	1-1/16" [27mm]	5/8" [16mm]	1/8" [3mm]
MUVAB 14	15" [381mm]	14-3/4" [375mm]	14.4" [366mm]	14" [356mm]**	13.59" [345.2mm]	7-9/16" [192mm]	5-1/32" [128mm]	1-1/16" [27mm]	5/8" [16mm]	1/8" [3mm]
MUVAB 12	15" [381mm]	12-3/4" [326mm]	12.4" [315mm]	12" [305mm]**	11.375" [288.93mm]	3-25/32" [96mm]	5-1/32" [128mm]	1-1/16" [27mm]	5/8" [16mm]	1/8" [3mm]
MUVAB 10	12" [305mm]	10-5/8" [273mm]	10.15" [258mm]	10" [254mm]**	8.269" [210.03mm]	3-25/32" [96mm]	3-25/32" [96mm]	1-1/16" [27mm]	5/8" [16mm]	1/8" [3mm]
MUVAB 9	12" [305mm]	10-5/8" [273mm]	10.15" [258mm]	9" [229mm]**	8.269" [210.03mm]	3-25/32" [96mm]	3-25/32" [96mm]	1-1/16" [27mm]	5/8" [16mm]	1/8" [3mm]

**If material is less than 1/2" drawer length must be sized shorter by same amount.

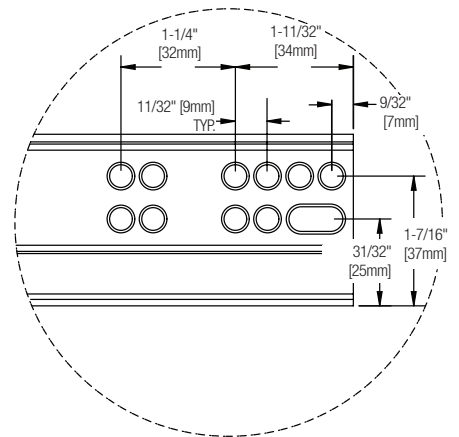
FACE-FRAME APPLICATIONS [WITH DECORATIVE FRONT]



REAR SLIDE DETAIL



SLIDE FRONT DETAIL



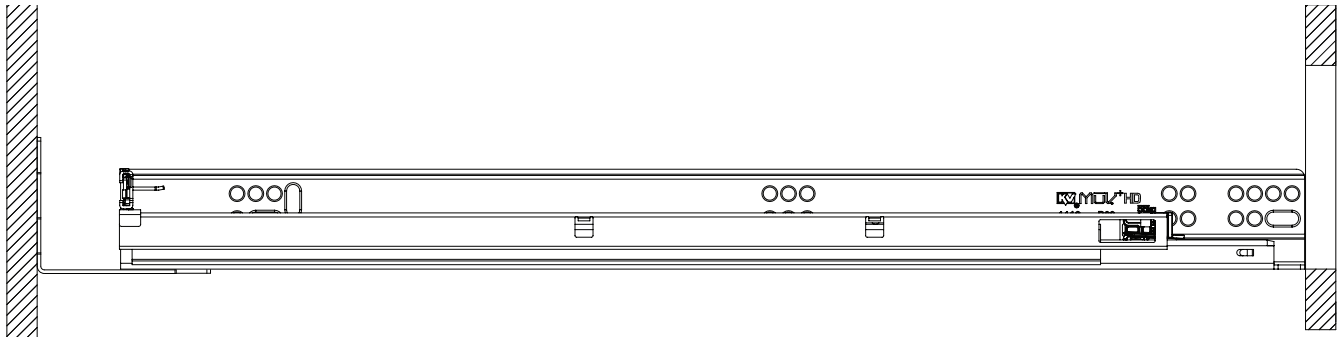
Slide	Cabinet Depth	Slide Length	Drawer Length	Travel Length	Max. Interior Depth	Min. Interior Depth	Max. Material Thickness	Setback
MUVAB 22	24" [610mm]*	22.4" [569mm]	22" [559mm]**	21.84" [554.7mm]	24-9/16" [624mm]	22-3/4" [581mm]	5/8" [16mm]	1/8" [3mm]
MUVAB 21	24" [610mm]	21.4" [544mm]	21" [533mm]**	20.84" [529.3mm]	23-9/16" [598mm]	21-3/4" [555mm]	5/8" [16mm]	1/8" [3mm]
MUVAB 20	24" [610mm]*	20.4" [518mm]	20" [508mm]**	19.84" [503.9mm]	22-9/16" [573mm]	20-3/4" [530mm]	5/8" [16mm]	1/8" [3mm]
MUVAB 18	21" [533mm]	18.4" [467mm]	18" [457mm]**	17.84" [453.1mm]	20-9/16" [522mm]	18-3/4" [479mm]	5/8" [16mm]	1/8" [3mm]
MUVAB 16	21" [533mm]*	16.4" [417mm]	16" [406mm]**	15.84" [402.3mm]	18-9/16" [472mm]	16-3/4" [429mm]	5/8" [16mm]	1/8" [3mm]
MUVAB 15	18" [457mm]	15.4" [391mm]	15" [381mm]**	14.59" [370.6mm]	17-9/16" [446mm]	15-3/4" [403mm]	5/8" [16mm]	1/8" [3mm]
MUVAB 14	18" [457mm]*	14.4" [366mm]	14" [356mm]**	13.59" [345.2mm]	16-9/16" [421mm]	14-3/4" [378mm]	5/8" [16mm]	1/8" [3mm]
MUVAB 12	15" [381mm]	12.4" [315mm]	12" [305mm]**	11.375" [288.93mm]	13-3/4" [349mm]	12-3/4" [324mm]	5/8" [16mm]	1/8" [3mm]
MUVAB 10	12" [305mm]	10.15" [258mm]	10" [254mm]**	8.269" [210.03mm]	11-3/4" [298mm]	10-5/8" [273mm]	5/8" [16mm]	1/8" [3mm]
MUVAB 9	12" [305mm]	10.15" [258mm]	9" [229mm]**	8.269" [210.03mm]	11-3/4" [298mm]	10-5/8" [273mm]	5/8" [16mm]	1/8" [3mm]

*When using rear bracket at maximum extension.

**If material is less than 1/2" drawer length must be sized shorter by same amount.

INSET APPLICATION

FACE-FRAME



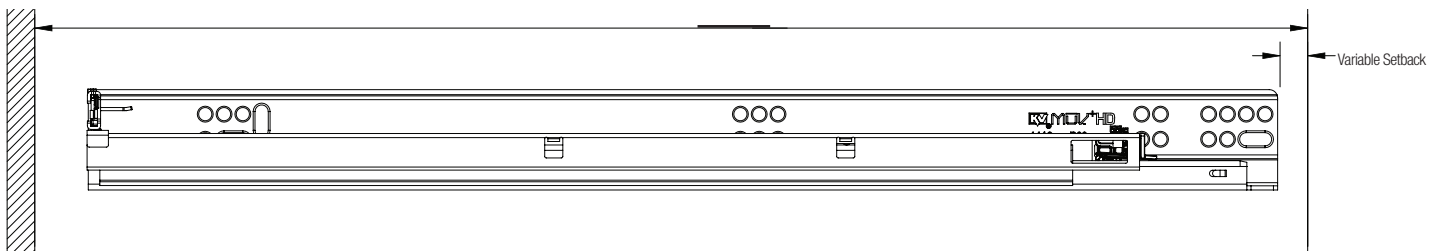
DEPTH RANGE

Min. = Slide Length + Setback + 1/4" [6mm]

Max. = Slide Length + Setback + 1-15/16" [49.2mm] Slides 14" +

Max. = Slide Length + Setback + 1-1/16" [27mm] Slides 9", 10", 12" +

FRAMELESS



MIN. INTERIOR DEPTH

Min. = Slide Length + Setback + 1/4" [6mm]

RUNNER SETBACK INSET APPLICATIONS

1D & 2D Release Lever

KV Part #: MUV1D-RL & MUV2D-RL

Charted setbacks set the face of the drawer front flush with face of cabinet

Drawer Sub-Front Thickness	Slide Setback		
1/2" [13mm]	11/16" [17.5mm]	13/16" [21mm]	15/16" [24mm]
5/8" [16mm]	13/16" [21mm]	15/16" [24mm]	1-1/16" [27mm]
3/4" [19mm]	15/16" [24mm]	1-1/16" [27mm]	1-3/16" [30mm]
	5/8" [16mm]	3/4" [19mm]	7/8" [22mm]
Drawer Front Thickness			

Calculation: Drawer Sub-Front Thickness + Drawer Front Thickness - 7/16" (11mm)

3D Release Lever

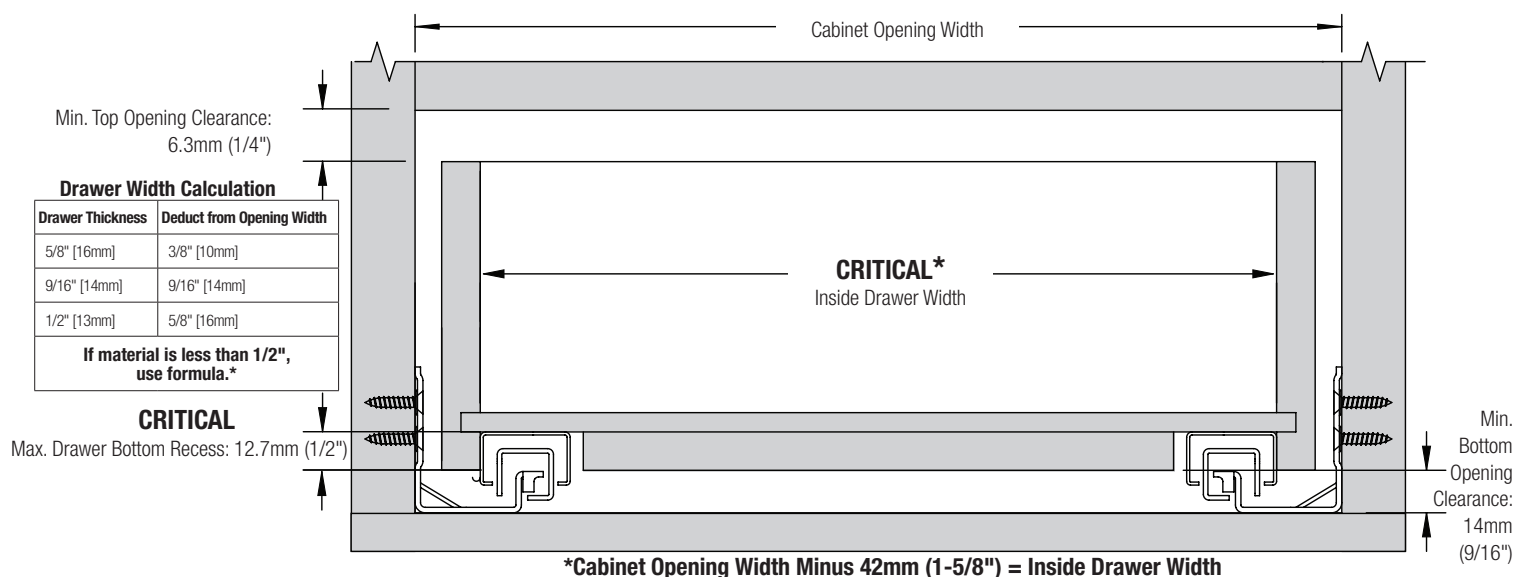
KV Part #: MUV3D-RL

Charted setbacks set the face of the drawer front flush with face of cabinet

Drawer Sub-Front Thickness	Slide Setback		
1/2" [13mm]	23/32" [18.5mm]	27/32" [22mm]	31/32" [25mm]
5/8" [16mm]	27/32" [22mm]	31/32" [25mm]	1-3/32" [28mm]
3/4" [19mm]	31/32" [25mm]	1-3/32" [28mm]	1-7/32" [31mm]
	5/8" [16mm]	3/4" [19mm]	7/8" [22mm]
Drawer Front Thickness			

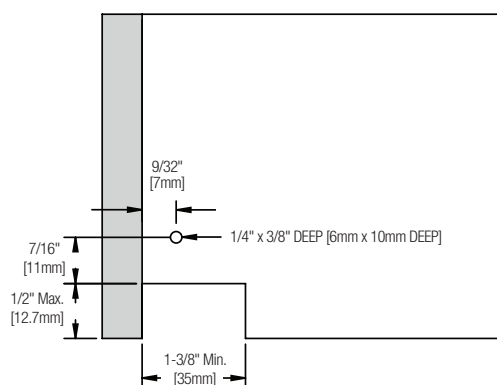
Calculation: Drawer Sub-Front Thickness + Drawer Front Thickness - 13/32" (10mm)

DRAWER DIMENSIONS FOR FACE-FRAME AND FRAMELESS APPLICATIONS

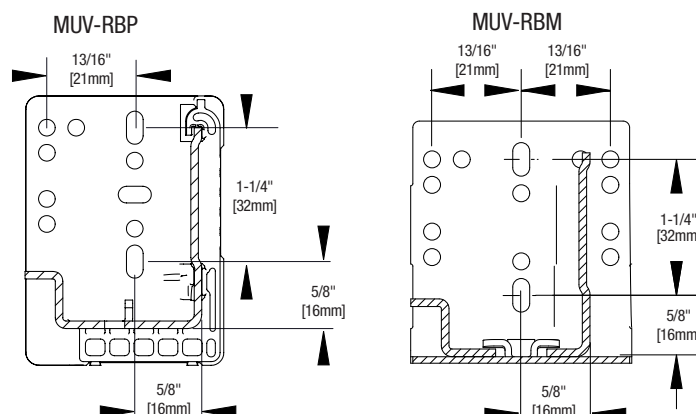


MuV+ Maximum Drawer Side Material Thickness: 16mm (5/8")
Use Muv+34 for Drawer Material from 16mm (5/8") to 19mm (3/4")

DRAWER NOTCH & BORE



REAR BRACKETS



KNAPE & VOGT LIMITED LIFETIME WARRANTY FOR COMMERCIAL PRODUCTS

This warranty is given to the initial purchaser of new commercial products purchased from Knappe & Vogt and its subsidiaries. The warranty covers defects in materials and workmanship. The warranty does not apply to defects resulting from misuse, damage or abuse, normal wear and tear, accident, modification, improper installation or maintenance, third party materials or damage during shipping. The warranty is not transferable and does not cover any subsequent purchasers of the products. During the Limited Lifetime Warranty period, Knappe & Vogt, will, at its option, repair or replace any defective product with a comparable product or component. This Limited Warranty is for repair or replacement of defective products only and does not cover any other costs such as removal, installation, or other related expenses. For warranty service, please contact Knappe & Vogt, 2700 Oak Industrial Drive, Grand Rapids, MI 49505, Attention: Customer Service. Information regarding the claimed defect and date of purchase of the product must be provided. Any defective product must be returned postage or freight prepaid to Knappe & Vogt. THIS LIMITED WARRANTY CONSTITUTES THE ONLY WARRANTY FOR THE PRODUCTS AND ALL OTHER WARRANTIES OR REPRESENTATIONS, EXPRESS OR IMPLIED, BY OPERATION OF LAW OR OTHERWISE, INCLUDING BUT NOT LIMITED TO ANY IMPLIED WARRANTY OF MERCHANTABILITY OR FITNESS FOR A PARTICULAR PURPOSE, ARE HEREBY EXPRESSLY DISCLAIMED. THIS LIMITED WARRANTY CONSTITUTES THE SOLE REMEDY AVAILABLE WITH REGARD TO ANY DEFECTIVE PRODUCTS. KNAPE & VOGT SHALL NOT BE LIABLE FOR ANY INCIDENTAL, INDIRECT, CONSEQUENTIAL OR SPECIAL DAMAGES, INCLUDING WITHOUT LIMITATION, LOSS OF TIME, INCONVENIENCE, OR LOST REVENUES OR PROFITS.



KNAPPE & VOGT

2700 Oak Industrial Drive NE Grand Rapids, MI 49505
 800.253.1561 • 616.459.3311 • fax 616.459.3290 www.kv.com