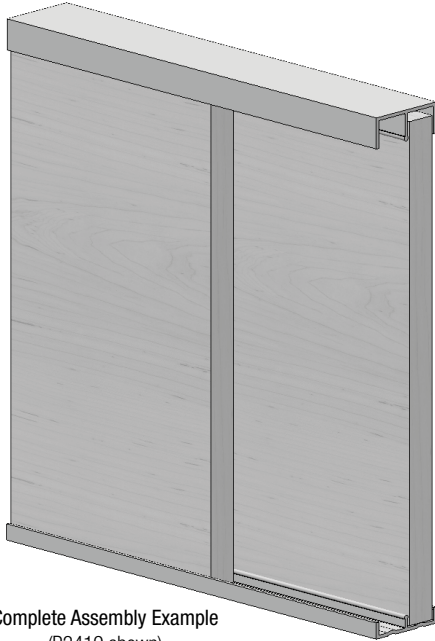


Sliding Door Track

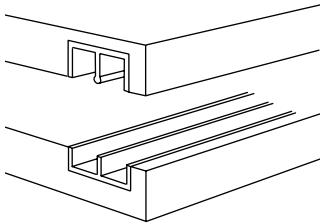
For 1/8" to 3/4" Wood Doors
4' to 12' Lengths Available



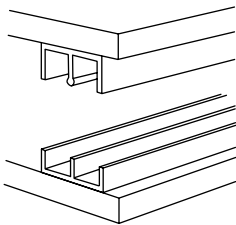
Plastic Tracks and Guides for Sliding Wood Doors



Complete Assembly Example
(P2419 shown)



Recessed
Installation



Surface Mount
Installation

Applications Provides a smooth, durable track system for sliding wood doors.

Mounting Recessed or Surface

Material Solid Plastic or Molded Plastic Fiber

Finishes Neutral (FIBRE), Tan (TAN), Gray (GRAY), Walnut (WAL): Long-lasting solid plastic or molded plastic fiber

Features


- Installs quickly and easily with nails or glue
- Allows door to slide quietly and easily
- Can be mounted on surface or recessed
- Available from open stock

Plastic Tracks and Guides for Sliding Wood Doors

Plastic Tracks and Guides- Kits




P2417 WAL



P2419 TAN



P2417 WH



P2417 TAN



P2413 TAN



P2413 WH



P2421 TAN



P2419 WH




P2421 WH

Packaged Assemblies (10 sets/carton. 1 upper guide + 1 lower track/set.)						
Door Size	Width	Height	Length	Tan (TAN)	Walnut (WAL)	White (WH)
1/8"	19/32"	9/32"	48"	P2413 TAN 48	–	P2413 WH 48
1/8"	19/32"	9/32"	60"	P2413 TAN 60	–	P2413 WH 60
1/8"	19/32"	9/32"	72"	P2413 TAN 72	–	P2413 WH 72
1/4"	27/32"	5/16"	48"	P2417 TAN 48	P2417 WAL 48	P2417 WH 48
1/4"	27/32"	5/16"	60"	P2417 TAN 60	P2417 WAL 60	P2417 WH 60
1/4"	27/32"	5/16"	72"	P2417 TAN 72	P2417 WAL 72	P2417 WH 72
1/2"	1-3/8"	9/32"	48"	P2421 TAN 48	–	P2421 WH 48
1/2"	1-3/8"	9/32"	60"	P2421 TAN 60	–	P2421 WH 60
1/2"	1-3/8"	9/32"	72"	P2421 TAN 72	–	P2421 WH 72
3/4"	1-15/16"	3/4"	48"	P2419 TAN 48	–	P2419 WH 48
3/4"	1-15/16"	3/4"	60"	P2419 TAN 60	–	P2419 WH 60
3/4"	1-15/16"	3/4"	72"	P2419 WH 72	–	P2419 WH 72

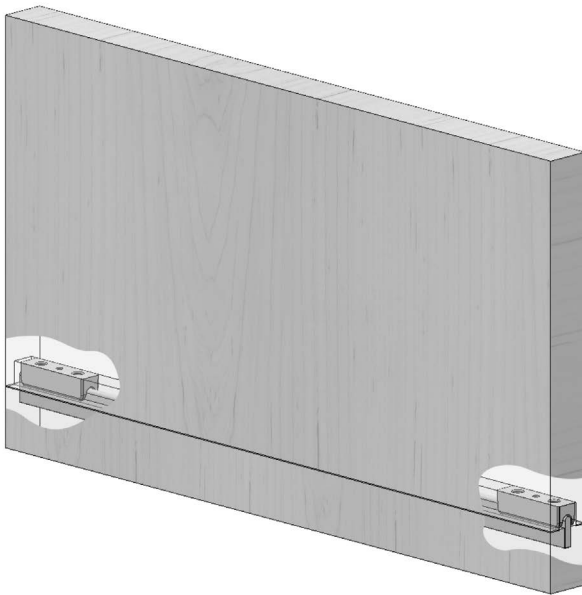
Plastic Tracks and Guides for Sliding Wood Doors

Plastic Tracks and Guides



Standard Pack (1 lower track OR 1 upper guide/carton)								
Description	Door Size	Width	Height	Length	Weight	Gray (GRAY)	Tan (TAN)	Walnut (WAL)
Plastic Upper Guide	1/4"	27/32"	9/16"	144"	6.25 lbs./100 ft.	2412 GRAY 144	2412 TAN 144	2412 WAL 144
Plastic Lower Track	1/4"	27/32"	5/16"	144"	5.0 lbs./100 ft.	2416 GRAY 144	2416 TAN 144	2416 WAL 144
Plastic Upper Guide	3/4"	1-15/16"	3/4"	144"	15.28 lbs./100 ft.	—	2418 TAN 144	—
Plastic Lower Track	3/4"	1-15/16"	3/8"	144"	11.17 lbs./100 ft.	—	2420 TAN 144	—

Fiber Track and Nylon Glides



2401 FIBRE 72 (Fiber Lower Track) + 2407 Nylon Glide



2406 Nylon Glide



2407 Nylon Glide

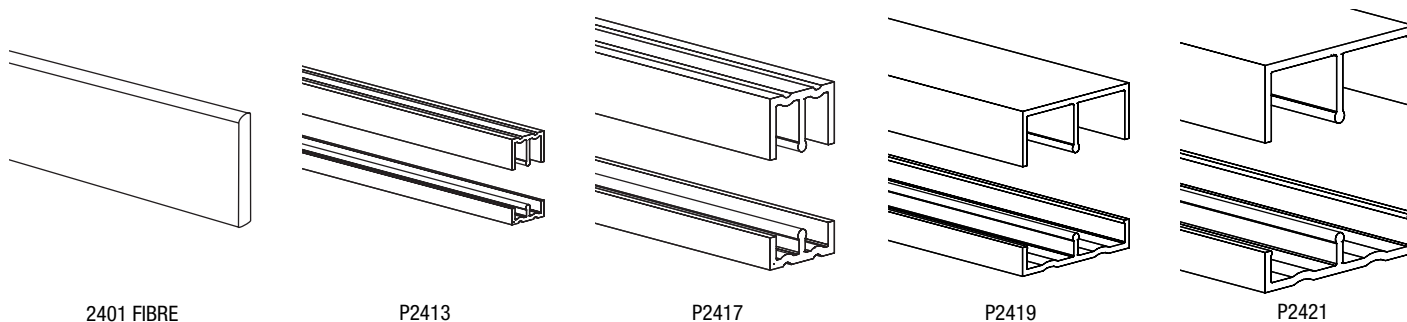
Standard Pack (50/box)		
Nylon	Size	Weight
2406 Nylon	1/4" W x 1" L	0.22 lbs./box
2407 Nylon	3/8" W x 1-3/8" L	0.67 lbs./box



2401 FIBRE 72 (Fiber Lower Track)

Standard Pack (1/carton)					
Part #	Door Size	Width	Height	Length	Weight
2401 FIBRE 72	1/4" - 3/4"	1/8"	1/2"	72"	3.40 lbs./100 ft.

Plastic Tracks and Guides for Sliding Wood Doors



1. Product Name

Plastic Tracks and Guides for Sliding Wood Doors. Provides a smooth, durable track system for sliding wood doors.

2. Manufacturer

Knape & Vogt® Manufacturing Company
2700 Oak Industrial Dr. NE, Grand Rapids, MI USA 49505-6026
616.459.3311 | www.kv.com

3. Product Description

Basic Use: Plastic Tracks and Guides for Sliding Wood Doors provide a smooth track system for sliding doors to move back and forth with ease.

Composition and Materials:

- 2401 FIBRE: Molded Plastic Fiber
- 2406, 2407: Nylon
- 2412, 2416, 2418, 2420, P2413, P2417, P2421, P2419: Plastic

Sizes:

- 2401: 1/8" wide x 1/2" high
- 2412: 27/32" wide x 9/16" high
- 2416: 27/32" wide x 5/16" high
- 2418: 1-15/26" wide x 3/4" high
- 2420: 1-15/16" wide x 3/8" high

Lengths:

- 48", 60", 72", 144" (some lengths not available in all tracks or guides)

Finishes: Neutral (FIBRE), Tan (TAN), Gray (GRAY) and Walnut (WAL), Nylon (NYLON)

4. Technical Data

Applicable Standards: Plastic Tracks and Guides for Sliding Doors are tested to meet or exceed ANSI performance standards as established by BHMA in the Knape & Vogt (KV) recommended application.

Results were obtained by laboratory testing in accordance with ANSI/BHMA A156.9-2003 performance standard. Actual use conditions will typically result in lower load capacity than laboratory conditions.

Representative testing in a fully configured application is the only way to assure proper performance, durability, and safety.

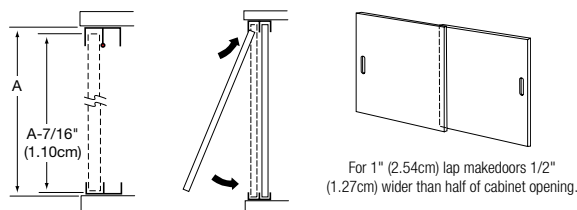
Environment: Excessive humidity, salts, or other chemical agents can corrode the finish and attack metal or plastic components.

Fastening: Inadequate or incorrect fasteners can result in the tracks pulling loose and causing damage.

Alignment: Improper track alignment can result in a system that is ineffective and unsafe.

5. Installation

- Lay guide and track in recessed grooves or on surface.
- Attach with small nails or glue.
- Height of door should be 7/16" (1.10cm) shorter than distance between top of guide and bottom of track.
- Place top of door in guide and swing bottom of door into track.



6. Availability and Cost

Availability: Knape & Vogt (KV) products are available from stocking distributors and through KV Representatives worldwide.

Cost: Current pricing is available from area KV Representatives. Please call for the nearest representative at: 800.253.1561.

7. Warranty

Limited Lifetime Warranty: Knape & Vogt offers its standard Limited Lifetime Warranty to the initial purchaser of commercial products. This warranty covers defects in materials and workmanship which occur during normal use, and the remedy is limited to repair or replacement of defective products, at KV's option. Certain types of defects and damage are excluded from warranty coverage, costs and expenses are not covered, and additional restrictions apply. A copy of the Limited Lifetime Warranty, with all warranty details, limitations and disclaimers, is available on the Customer Care Connection location at www.kv.com or from KV Customer Service, 2700 Oak Industrial Drive, Grand Rapids, MI 49505, 800.253.1561.

8. Maintenance

Plastic Tracks and Guides for Sliding Wood Doors require no maintenance. Inspect for proper fit periodically and adjust when necessary. Replace as required or recommended by the application.

9. Technical Services

Knape & Vogt and area representatives can assist with any application. For further information, or for the name of the representative nearest you, please call Knape & Vogt Customer Service: 800.253.1561 or visit our website at: www.kv.com.

10. Filing Systems

Additional product information, data sheets, application sheets, and a full catalog are available upon request from Knape & Vogt.



KNAPE & VOGT

2700 Oak Industrial Dr. NE
Grand Rapids, MI 49505-6026 USA
1.800.253.1561 | 616.459.3311
Fax: 877.636.3290
www.kv.com

BHMA Knape & Vogt shelving products follow the ANSI testing standards established by BHMA.

This and other KV literature is available for download at www.kv.com > Resource Library
Knape & Vogt reserves the right to change product specifications at any time without notice and without incurring responsibility for existing units. This information conforms to editorial style prescribed by The Construction Specifications Institute.
©2016 Knape & Vogt. KV and the KV logo are trademarks of Knape & Vogt.

OL2253/1016