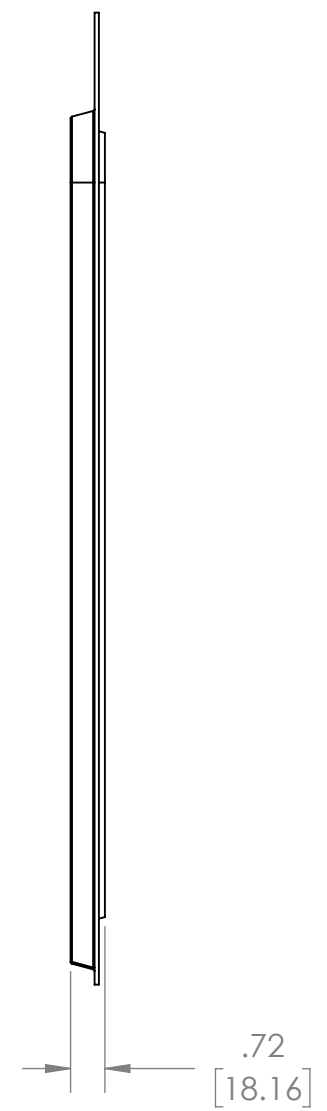
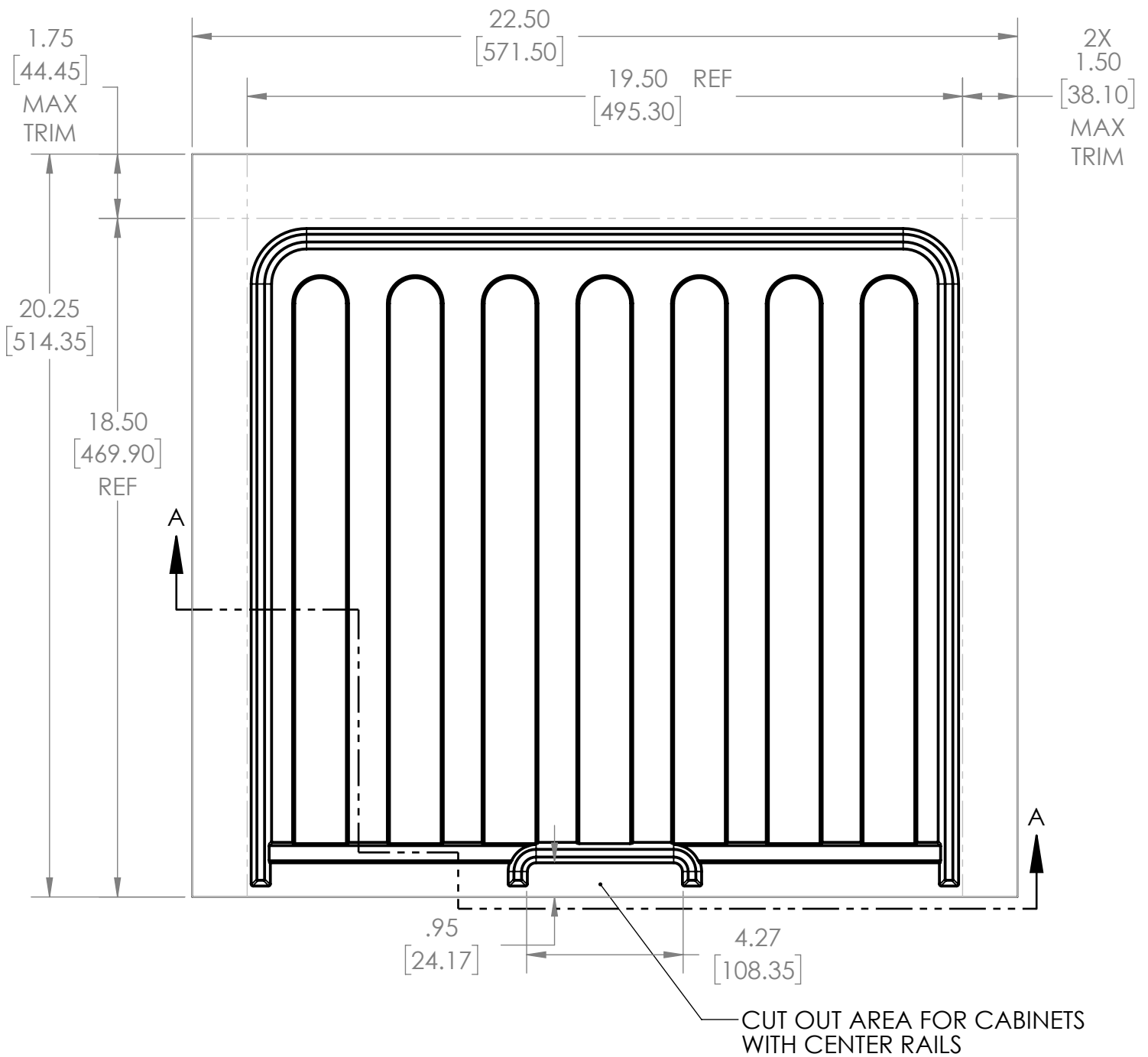


4

3

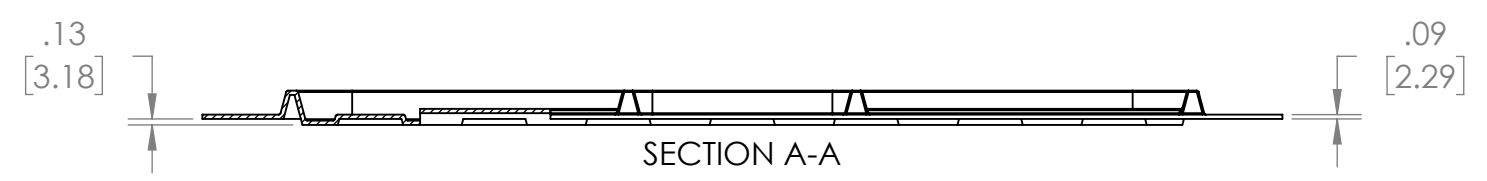
2

1



PART NUMBER	COLOR
SBVDTF-2124-11-1	WHITE
SBVDTF-2124-14-1	GRAY
SBVDTF-2124-15-1	ALMOND

- NOTES:
- MATERIAL: TPE
  - COLOR: SEE CHART



CUSTOMER DRAWING

UNLESS OTHERWISE SPECIFIED:		Description:	
TOLERANCES = INCH/(MM) MAT. DEC. (WOOD) .XX +/--.03 [.8mm] (OTHER) .XX +/--.02 [.5mm] (ALL) .XXX +/--.005 [.13 mm] FRACTIONS +/-1/32 [.8 mm] ANGLES +/-1/2°		21" TO 24" VANITY CABINET	
Third Angle Projection		PART NO. SBVDTF-2124-XX-1	
MATERIAL	FINISH	SIZE	DWG. NO.
DO NOT SCALE DRAWING	NAME	<b>B</b>	SBVDTF-2124-XX-1
DRAWN	KRR	DATE	1-6-23
SCALE: 1:4		WEIGHT:	SHEET 1 OF 1



**PROPRIETARY AND CONFIDENTIAL**

This drawing is the property of Rev-A-Shelf LLC (RAS) and is disclosed in confidence to the extent its subject matter is original to RAS. Any vendor receiving this drawing from RAS shall hold and use this drawing for the sole benefit of RAS and shall not disclose it to, or use or reproduce it for any third party, or perform any act adverse to the interest of RAS with respect to this drawing without the express written permission of RAS. Vendors shall not revise any physical, dimensional or performance characteristic unless authorized by Rev-A-Shelf Engineering.

REV	DATE	BY	DESCRIPTION OF CHANGE

UNCONTROLLED IF PRINTED

4

3

2

1