



Progressa+

Smove

Progressa+ - Full extension runner for 13 mm (1/2") to 16 mm (5/8") drawer material thickness Smove

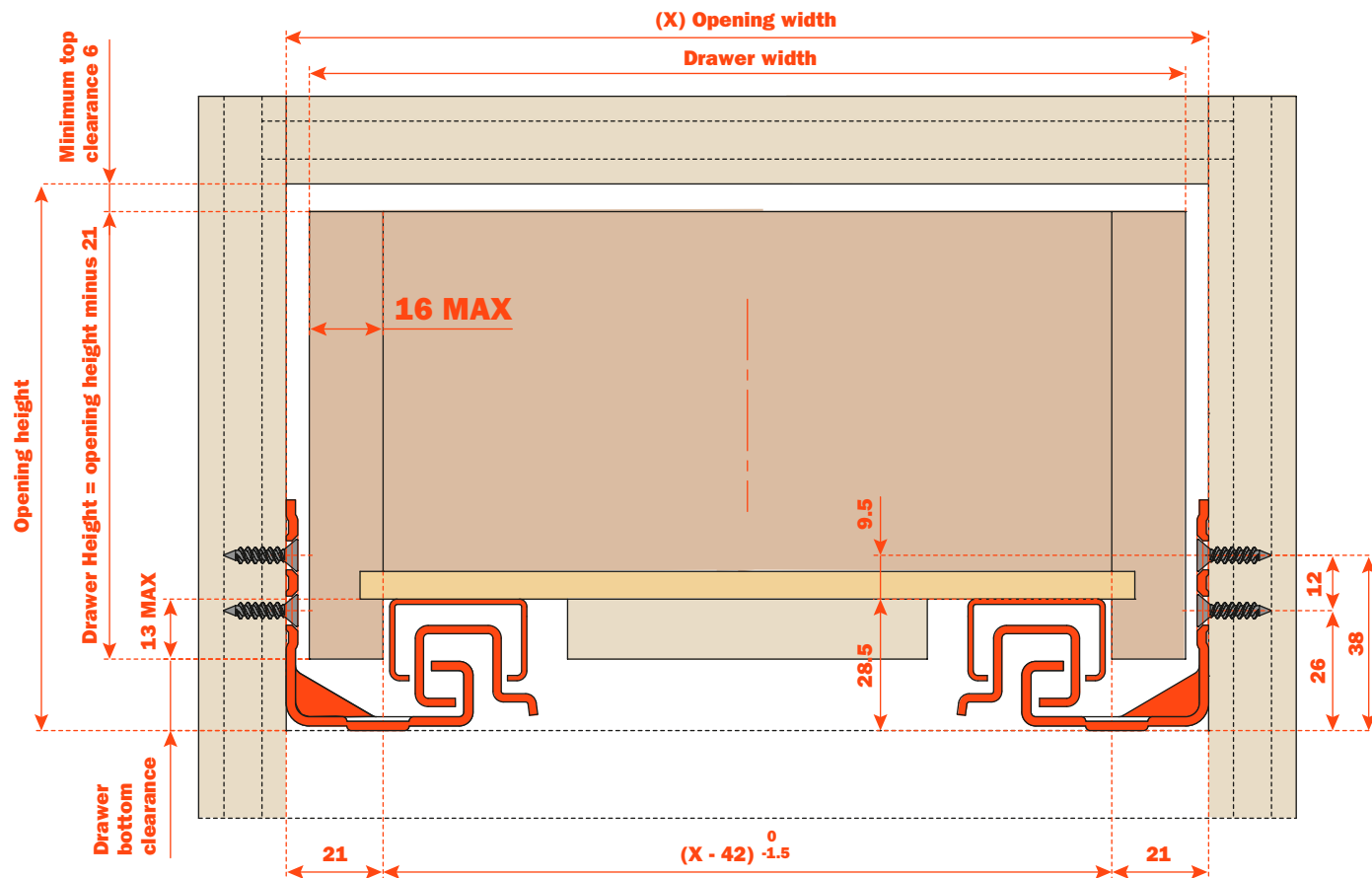


SMOVE: SOFT CLOSE MECHANISM FULLY INTEGRATED INTO THE DRAWER RUNNER

Product features

- 170 Lbs Static load capacity
- Full extension with a synchronized mechanism
- Enhanced smooth soft closing action
- Elongated holes for depth and height adjustment
- Adjustable clips allow for easy drawer insertion and removal
- Special clip for narrow drawers
- Tool free height adjustments + 2.5 mm
- Tool free depth adjustments +/- 3 mm
- Tool free side adjustments +/- 1.5 mm
- Meets and exceeds Ansi BHMA A156.9-2020 Grade 1 standard; WI approved
- Optional tool free tilt adjustment +3 mm
- 13 mm (1/2") to 16 mm (5/8") drawer material thickness
- Compatible with Lineabox drawers
- Finish: bright zinc-plated
- 100% Made in Italy

Dimensions




CALCULATION FORMULA FOR OUTSIDE DRAWER WIDTH

For drawer side thickness of	16 mm (5/8")	15 mm (19/32")	14 mm (9/16")	13 mm (1/2")	12 mm (7/16")
Deduct from inside cabinet width	10 mm (3/8")	12 mm (7/16")	14 mm (9/16")	16 mm (5/8")	18 mm (21/32")

Example: For a 15" inside cabinet width and a 5/8" thick drawer, subtract 3/8" from the inside width of 15" = 14-5/8" drawer width.

Note: Drawer side material thickness may vary. Make sure you take precise measurements when calculating outside drawer width using the table above. Inside drawer width must equal opening width minus 42 mm (1-21/32") for Progressa+ runners to align and function optimally.



381X - 457X - 533X

Face frame assembly with metal socket

Blocked out face frame cabinets or frameless. See page 8.

Please note that any load over 75 LBS requires a filler in addition to rear sockets.

AFCGX3B
(right and left)



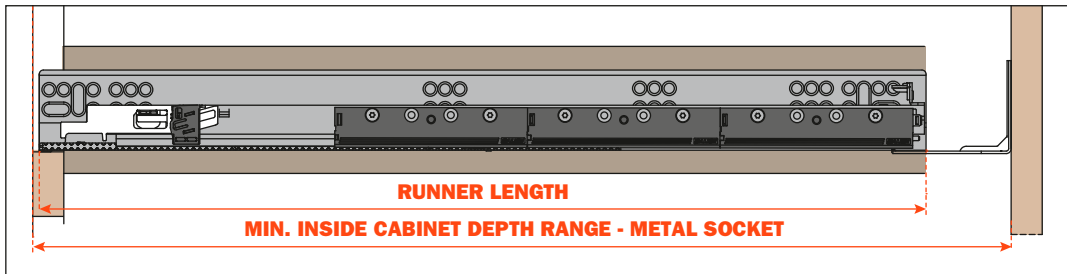
AFCGX43B
(right and left)




AFCX56B
(right and left)




AFCX43B
(right and left)



AGSK7C5B




AGSK7R5B



Use of rear sockets for any load above 75 Lbs is not recommended

PART NUMBER	DRAWER LENGTH (LC)	RUNNER LENGTH (LN)	MINIMUM INSIDE CABINET DEPTH	MINIMUM INSIDE CABINET DEPTH METAL SOCKET	MAXIMUM INSIDE CABINET DEPTH METAL SOCKET
G7U6S381XXF6	381 mm (15")	390 mm	399 mm	402 mm	447 mm
G7U6S457XXF6	457 mm (18")	466 mm	475 mm	478 mm	523 mm
G7U6S533XXF6	533 mm (21")	542 mm	551 mm	554 mm	599 mm



457C - 533C - 610C - 686C - 762C

Blocked out face frame cabinets or frameless. See page 9.

AFCGX3B
(right and left)



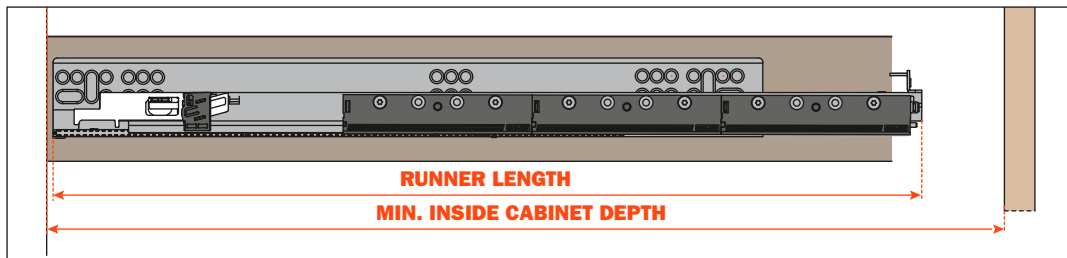
AFCGX43B
(right and left)



AFCX56B
(right and left)



AFCX43B
(right and left)



PART NUMBER	DRAWER LENGTH (LC)	RUNNER LENGTH (LN)	MINIMUM INSIDE CABINET DEPTH
G7U6S457CXF6	457 mm (18")	465 mm	474 mm
G7U6S533CXF6	533 mm (21")	541 mm	550 mm
G7U6S610CXF2	610 mm (24")	618 mm	627 mm
G7U6S686CXF2	686 mm (27")	694 mm	703 mm
G7U6S762CXF2	762 mm (30")	770 mm	779 mm

Progressa+ - Full extension runner for 19 mm (3/4") drawer material thickness Smove

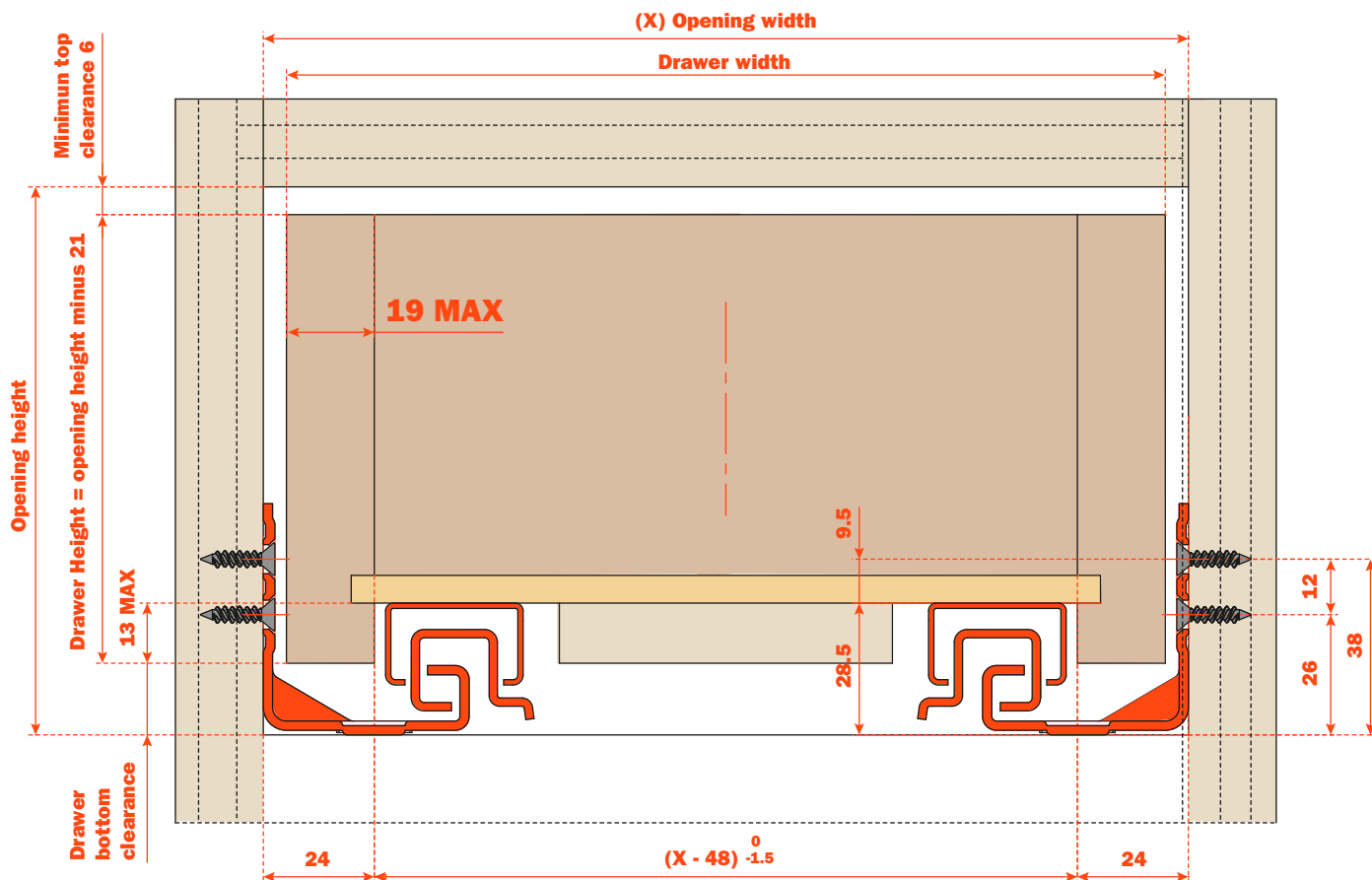


SMOVE: SOFT CLOSE MECHANISM FULLY INTEGRATED INTO THE DRAWER RUNNER

Product features

- 170 Lbs Static load capacity
- Full extension with a synchronized mechanism
- Enhanced smooth soft closing action
- Elongated holes for depth and height adjustment
- Adjustable clips allow for easy drawer insertion and removal;
- Special clip for narrow drawers
- Tool free height adjustments + 2.5 mm
- Tool free depth adjustments +/- 3 mm
- Tool free side adjustments +/- 1.5 mm
- Meets and exceeds Ansi BHMA A156.9-2020 Grade 1 standard; WI approved
- Optional tool free tilt adjustment +3 mm
- 19 mm (3/4") drawer material thickness
- Compatible with Lineabox drawers
- Finish: bright zinc-plated
- 100% Made in Italy

Dimensions




CALCULATION FORMULA FOR OUTSIDE DRAWER WIDTH

For drawer side thickness of	19 mm (3/4")	18 mm (45/64")	17 mm (43/64")	16 mm (5/8")	
Deduct from inside cabinet width	10 mm (3/8")	12 mm (7/16")	14 mm (9/16")	16 mm (5/8")	

Example: For a 15" inside cabinet width and a 3/4" thick drawer, subtract 3/8" from the inside width of 15" = 14-3/4" drawer width.

Note: Drawer side material thickness may vary. Make sure you take precise measurements when calculating outside drawer width using the table above. Inside drawer width must equal opening width minus 48 mm (1-57/64") for Progressa+ runners to align and function optimally.



381X - 457X - 533X

Face frame assembly with metal socket

Blocked out face frame cabinets or frameless. See page 8.

AFCGX3B
(right and left)



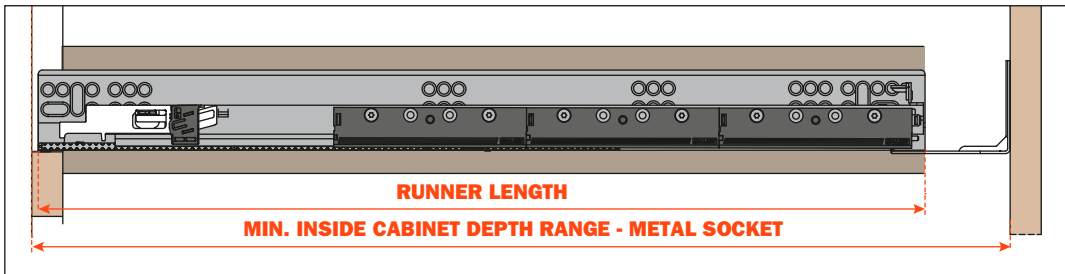
AFCGX43B
(right and left)




AFCX56B
(right and left)




AFCX43B
(right and left)



AGSK7C5B




AGSK7R5B



Use of rear
sockets for
any load
above
75 Lbs
is not
recommended

PART NUMBER	DRAWER LENGTH (LC)	RUNNER LENGTH (LN)	MINIMUM INSIDE CABINET DEPTH	MINIMUM INSIDE CABINET DEPTH METAL SOCKET	MAXIMUM INSIDE CABINET DEPTH METAL SOCKET
G7U9S381XXF6	381 mm (15")	392 mm	401 mm	404 mm	447 mm
G7U9S457XXF6	457 mm (18")	468 mm	477 mm	480 mm	523 mm
G7U9S533XXF6	533 mm (21")	544 mm	553 mm	556 mm	599 mm



457C - 533C - 610C - 686C - 762C

Blocked out face frame cabinets or frameless. See page 9.

AFCGX3B
(right and left)



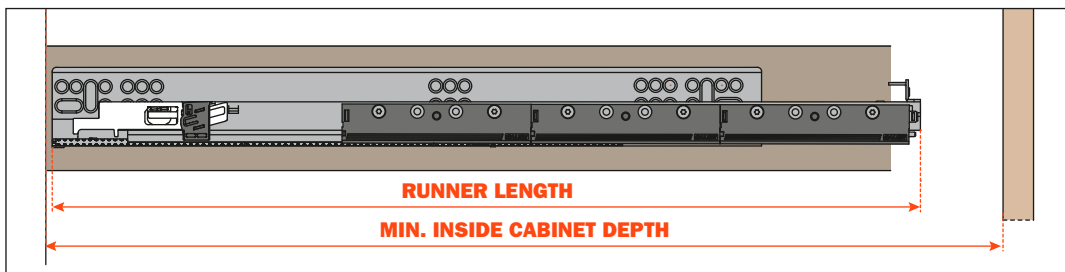
AFCGX43B
(right and left)



AFCX56B
(right and left)



AFCX43B
(right and left)



PART NUMBER	DRAWER LENGTH (LC)	RUNNER LENGTH (LN)	MINIMUM INSIDE CABINET DEPTH
G7U9S457CXF6	457 mm (18")	468 mm	477 mm
G7U9S533CXF6	533 mm (21")	544 mm	553 mm
G7U9S610CXF2	610 mm (24")	621 mm	630 mm
G7U9S686CXF2	686 mm (27")	697 mm	706 mm
G7U9S762CXF2	762 mm (30")	773 mm	782 mm