



Progressa Smove

Progressa - Full extension runner for 13 mm (1/2") to 16 mm (5/8") drawer material thickness Smove

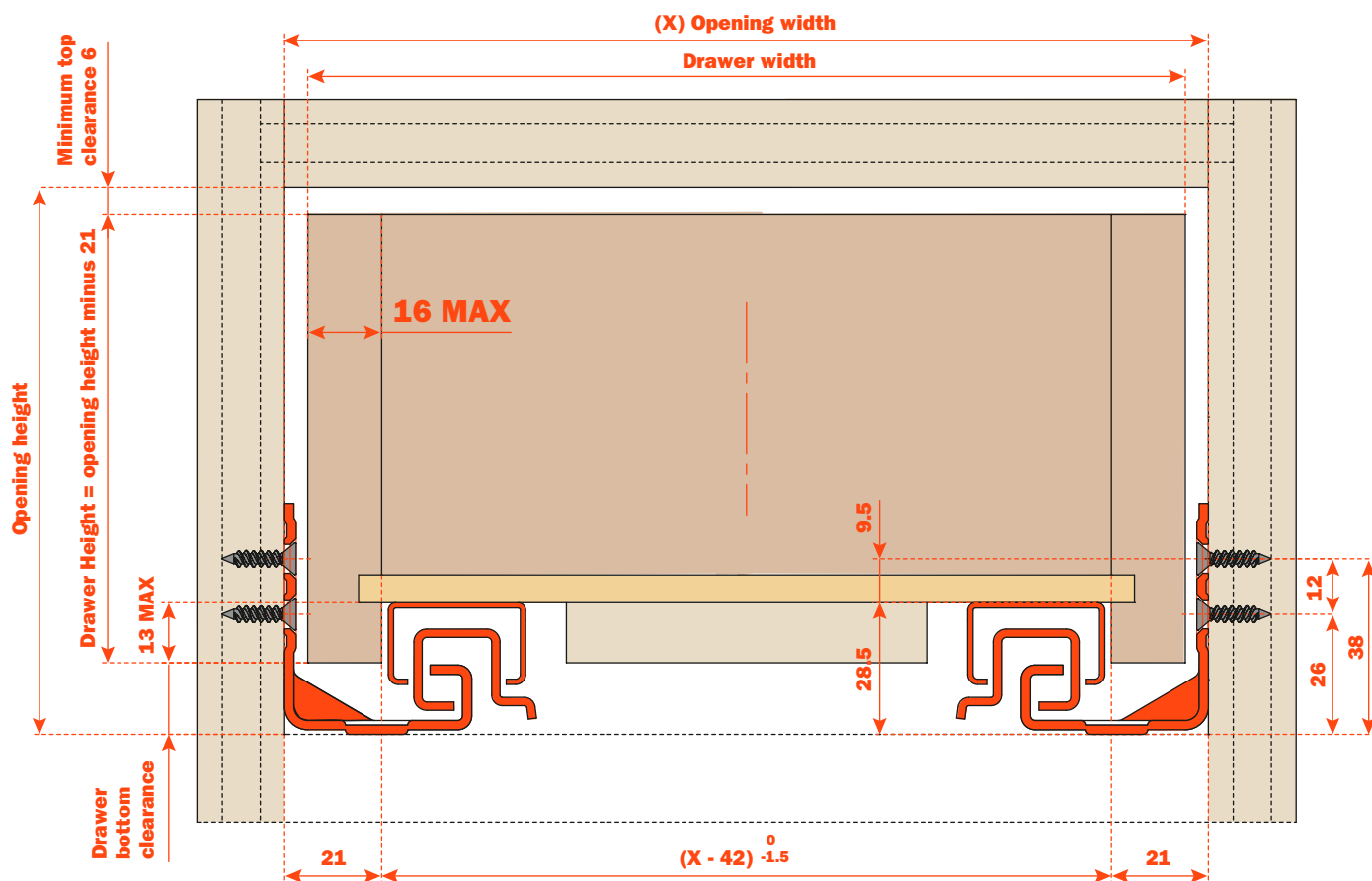


SMOVE: SOFT CLOSE MECHANISM FULLY INTEGRATED INTO THE DRAWER RUNNER

Product features

- 120 Lbs Static load capacity
- Full extension with a synchronized mechanism
- Enhanced smooth soft closing action
- Elongated holes for depth and height adjustment
- Adjustable clips allow for easy drawer insertion and removal
- Special clip for narrow drawers
- Tool free height adjustments + 2.5 mm
- Tool free depth adjustments +/- 3 mm
- Tool free side adjustments +/- 1.5 mm
- Meets and exceeds Ansi BHMA A156.9-2020 Grade 1 standard; WI approved
- Optional tool free tilt adjustment +3 mm
- 13 mm (1/2") to 16 mm (5/8") drawer material thickness
- Compatible with Lineabox drawers
- Finish: bright zinc-plated
- 100% Made in Italy

Dimensions




CALCULATION FORMULA FOR OUTSIDE DRAWER WIDTH

For drawer side thickness of	16 mm (5/8")	15 mm (19/32")	14 mm (9/16")	13 mm (1/2")	12 mm (7/16")
Deduct from inside cabinet width	10 mm (3/8")	12 mm (7/16")	14 mm (9/16")	16 mm (5/8")	18 mm (21/32")

Example: For a 15" inside cabinet width and a 5/8" thick drawer, subtract 3/8" from the inside width of 15" = 14-5/8" drawer width.

Note: Drawer side material thickness may vary. Make sure you take precise measurements when calculating outside drawer width using the table above. Inside drawer width must equal opening width minus 42 mm (1-21/32") for Progressa runners to align and function optimally.



381X - 457X - 533X Face frame assembly with socket

Blocked out face frame cabinets or frameless. See page 8.
Please note that any load over 75 LBS requires a filler in addition to rear sockets.

AFCGX3B
(right and left)



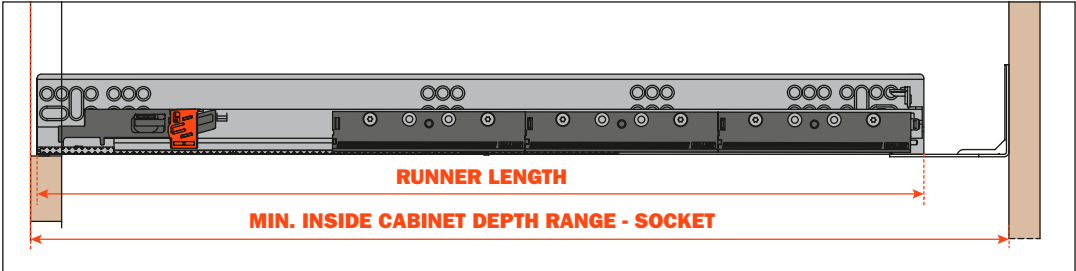
AFCGX43B
(right and left)




AFCEX56B
(right and left)




AFCEX43B
(right and left)



AGSK7C5B ASOG5G7AJYD



AGSK7R5B ASOG5G7AJND



**Use of rear sockets for
any load above 75 Lbs
is not recommended**

PART NUMBER	DRAWER LENGTH (LC)	RUNNER LENGTH (LN)	MINIMUM INSIDE CABINET DEPTH	MINIMUM INSIDE CABINET DEPTH METAL SOCKET	MINIMUM INSIDE CABINET DEPTH PLASTIC SOCKET	MAXIMUM INSIDE CABINET DEPTH METAL/PLASTIC SOCKET
G5U6S381XXF6	381 mm (15")	390 mm	399 mm	402 mm	413 mm	447 mm
G5U6S457XXF6	457 mm (18")	466 mm	475 mm	478 mm	489 mm	523 mm
G5U6S533XXF6	533 mm (21")	542 mm	551 mm	554 mm	565 mm	599 mm

Progressa - Full extension runner for 19 mm (3/4") drawer material thickness Smove

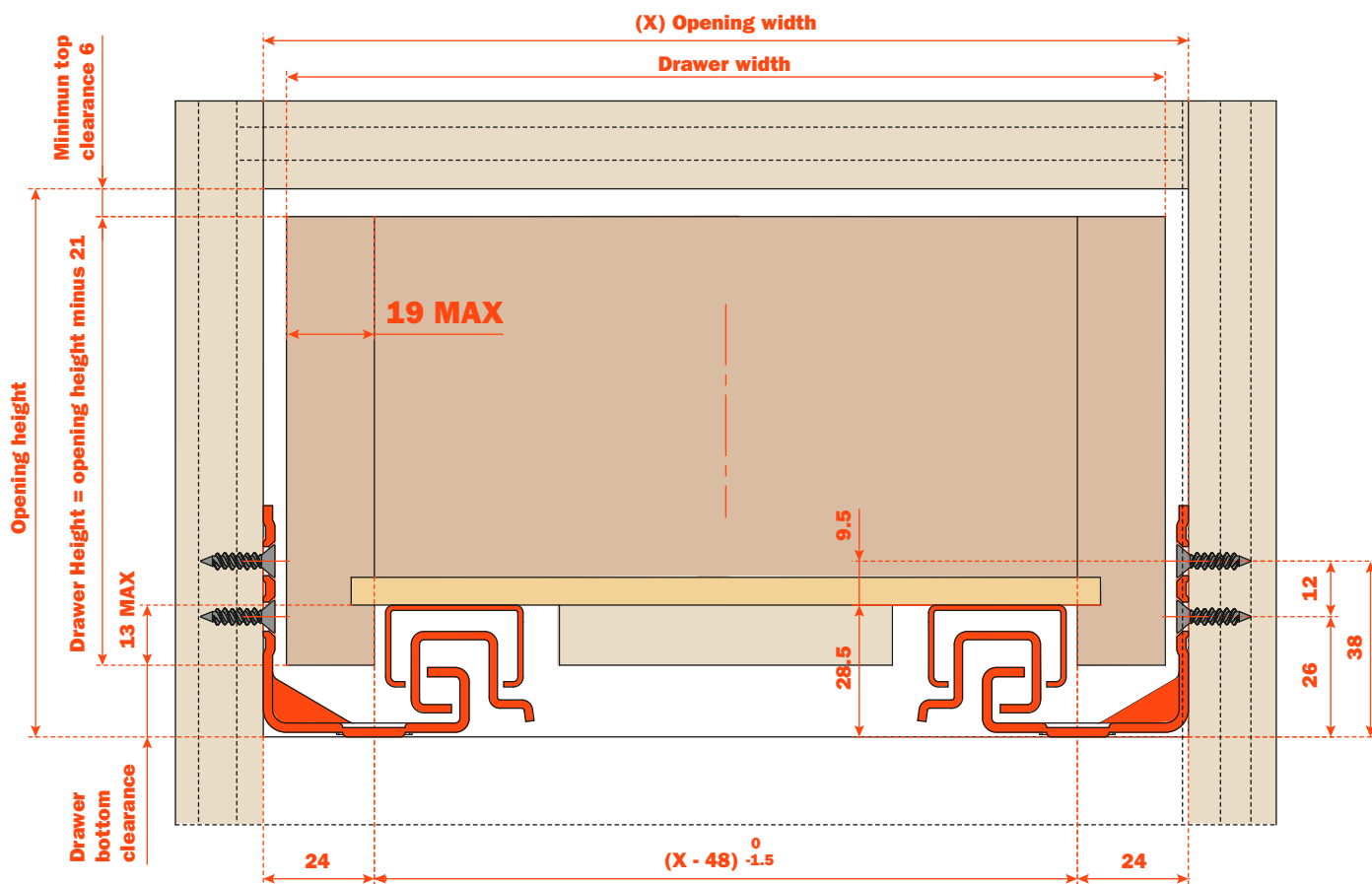


SMOVE: SOFT CLOSE MECHANISM FULLY INTEGRATED INTO THE DRAWER RUNNER

Product features

- 120 Lbs Static load capacity
- Full extension with a synchronized mechanism
- Enhanced smooth soft closing action
- Elongated holes for depth and height adjustment
- Adjustable clips allow for easy drawer insertion and removal
- Special clip for narrow drawers
- Tool free height adjustments + 2.5 mm
- Tool free depth adjustments +/- 3 mm
- Tool free side adjustments +/- 1.5 mm
- Meets and exceeds Ansi BHMA A156.9-2020 Grade 1 standard; WI approved
- Optional tool free tilt adjustment +3 mm
- 19 mm (3/4") drawer material thickness
- Compatible with Lineabox drawers
- Finish: bright zinc-plated
- 100% Made in Italy

Dimensions




CALCULATION FORMULA FOR OUTSIDE DRAWER WIDTH

For drawer side thickness of	19 mm (3/4")	18 mm (45/64")	17 mm (43/64")	16 mm (5/8")	
Deduct from inside cabinet width	10 mm (3/8")	12 mm (7/16")	14 mm (9/16")	16 mm (5/8")	

Example: For a 15" inside cabinet width and a 3/4" thick drawer, subtract 3/8" from the inside width of 15" = 14-3/4" drawer width.

Note: Drawer side material thickness may vary. Make sure you take precise measurements when calculating outside drawer width using the table above. Inside drawer width must equal opening width minus 48 mm (1-57/64") for Progressa runners to align and function optimally.



381X - 457X - 533X

Face frame assembly with socket

Blocked out face frame cabinets or frameless. See page 8.

AFCGX3B
(right and left)



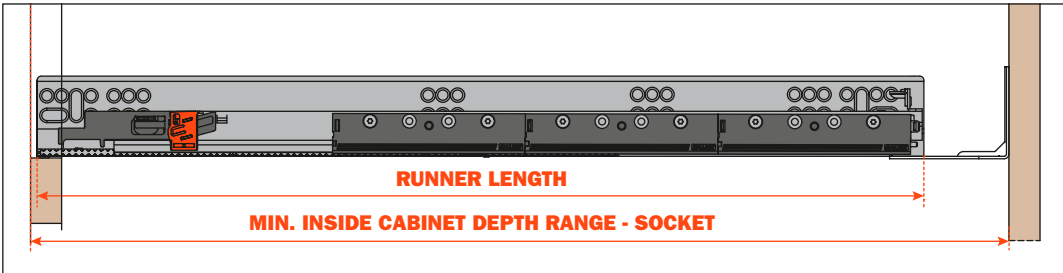
AFCGX43B
(right and left)




AFCEX56B
(right and left)



AFCEX43B
(right and left)



AGSK7C5B ASOG5G7AJYD



AGSK7R5B ASOG5G7AJND



**Use of rear sockets for
any load above 75 Lbs
is not recommended**

PART NUMBER	DRAWER LENGTH (LC)	RUNNER LENGTH (LN)	MINIMUM INSIDE CABINET DEPTH	MINIMUM INSIDE CABINET DEPTH METAL SOCKET	MINIMUM INSIDE CABINET DEPTH PLASTIC SOCKET	MAXIMUM INSIDE CABINET DEPTH METAL/PLASTIC SOCKET
G5U9S381XXF6	381 mm (15")	392 mm	401 mm	404 mm	415 mm	447 mm
G5U9S457XXF6	457 mm (18")	468 mm	477 mm	480 mm	491 mm	523 mm
G5U9S533XXF6	533 mm (21")	544 mm	553 mm	556 mm	567 mm	599 mm