

24"/36"/49" SuperBrush™ SINGLE BRUSH SANDERS

WOOD & METAL

SUPERBRUSH BENEFITS

A SUPERBRUSH provides the following benefits when compared to hand-finishing:

- Faster output
- Reduced rework
- Greater surface consistency.

SUPERBRUSH MACHINE FEATURES

- Easy to operate/low learning curve.
- Infinitely variable brush speed and conveyor feed rate allow for endless finish possibilities.
- Quickly change brush heads or abrasive loadings.
- Fully adjustable tension rollers prevent stock slippage.
- Reinforced steel conveyor bed with a poly conveyor belt.
- Precision height adjustment.
- Machine comes with one (1) brush of choice based on application.
- Includes casters.



Maximum sanding width	24", 36", or 49" - Custom 62" available upon request
Minimum sanding length	10"
Maximum sanding thickness	11", varies with brush style
Minimum sanding thickness	1/32", varies by application
Dimensions	24" model: 35" D x 46" W x 52" H 36" model: 35" D x 58" W x 52" H 49" model: 51" D x 71" W x 50" H
Brush	9" - 11" typical diameter
Typical bristle length	1-1/2" - 3"
Brush speed	Ranged variable, 400-1200 RPM 24" model: steel with hinged back, two (2) 4" vacuum port, 1200 CFM min. 36" model: steel with hinged back, three (3) 4" vacuum ports, 1800 CFM min. 49" model: steel with hinged back, three (3) 4" vacuum ports, 1800 CFM min.
Dust hood	Direct drive D.C motor, infinitely variable, 0-15 FPM
Conveyor motor	24" & 36" models: 200 in.-lb. torque 49" model: 220 in.-lb. torque
Drive motor (TEFC)	24" & 36" models: 5 HP 49" model: 7-1/2 HP
Power requirements	5 HP, 208-230V, 60 Hz, 1 Ph, 30 Amp service, 3 Ph, 20 Amp service 7-1/2 HP, 208-230V, 60 Hz, 3 Ph, 50 Amp service (1 Ph - call)
Shipping weight	24" model: 525 lbs 36" model: 605 lbs 49" model: 775 lbs

24"

#91267
5 HP, 1 Ph
#93267
5 HP, 3 Ph

36"

#91367
5 HP, 1 Ph
#93367
5 HP, 3 Ph


49"

#71497
7-1/2 HP, 1 Ph
#73497
7-1/2 HP, 3 Ph

OVERVIEW

Our goal is to provide an excellent priced machine yielding an incredible return on investment by creating faster output, reduced rework, and greater product consistency. Our SuperBrush™ sanders come in sizes ranging from 24" to 49" with single brush head offerings to meet all your finishing needs.

Dozens of brush heads available to effectively sand a wide variety of applications.



Over 10+ different **FLATTER** brush heads available; from 36 to 400 grit.

WOOD APPLICATIONS


- Raw wood sanding
- Scuff sanding
- Sealer sanding
- Primer sanding
- Break sharp edges
- Radius edges

METAL APPLICATIONS

- Deburring
- Scuff sanding



Over 20+ different **NYLON** brush heads available



WOOD APPLICATIONS


- Raw wood sanding
- Scuff sanding
- Clean reclaimed lumber
- Open grain for even finish absorption
- Soft grain removal for natural distressing

METAL APPLICATIONS

- Blend out minor defects
- Straight-lining / graining / satin finishing
- Deburring
- Paint preparation
- Preface to anodizing
- Cleaning / oxidation / rust removal



Over 20+ different **WIRE** brush heads available which are more aggressive than NYLON



WOOD APPLICATIONS

- Create distressed / weathered / southwest finish
- Ceruse finish
- Create various textures
- Aggressive barn wood cleaning

METAL APPLICATIONS

- Straight-lining / Graining
- Deburring
- Paint preparation
- Preface to anodizing
- Cleaning / oxidation / rust removal



SINGLE BRUSH HEADS: SuperBrush 24 • SuperBrush 36 • SuperBrush 49

SuperBrush Sanders provide faster output, reduced re-work and provide greater surface consistency. We offer an unlimited number of brush heads for all your applications. If we don't currently offer a brush head that meets your needs—we'll create one just for you.

24"

#91267
5 HP, 1 Ph
#93267
5 HP, 3 Ph

36"

#91367
5 HP, 1 Ph
#93367
5 HP, 3 Ph

49"

#71497
7-1/2 HP, 1 Ph
#73497
7-1/2 HP, 3 Ph

OPTIONAL ACCESSORIES

FLATTER BRUSH HEADS



From 36 to 400 grit

#98-0118

Digital depth gauge
- included with 49"



NYLON BRUSH HEADS



Call for details

Custom brushes available

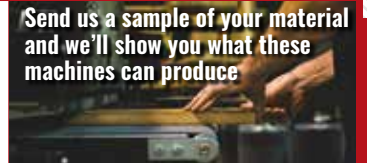


WIRE BRUSH HEADS



Call for details

Send us a sample of your material and we'll show you what these machines can produce



24", 36", 49"
SUPERBRUSH
SINGLE BRUSH SANDERS