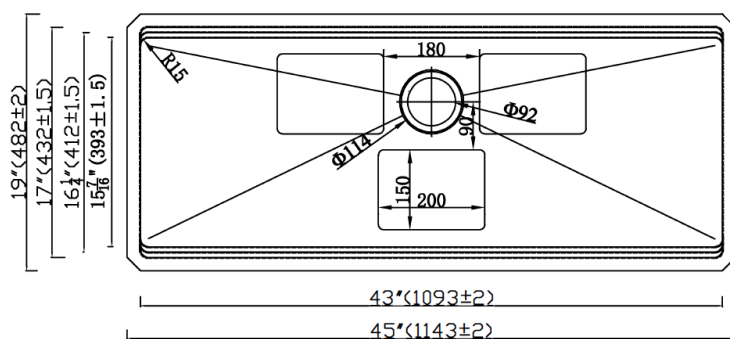


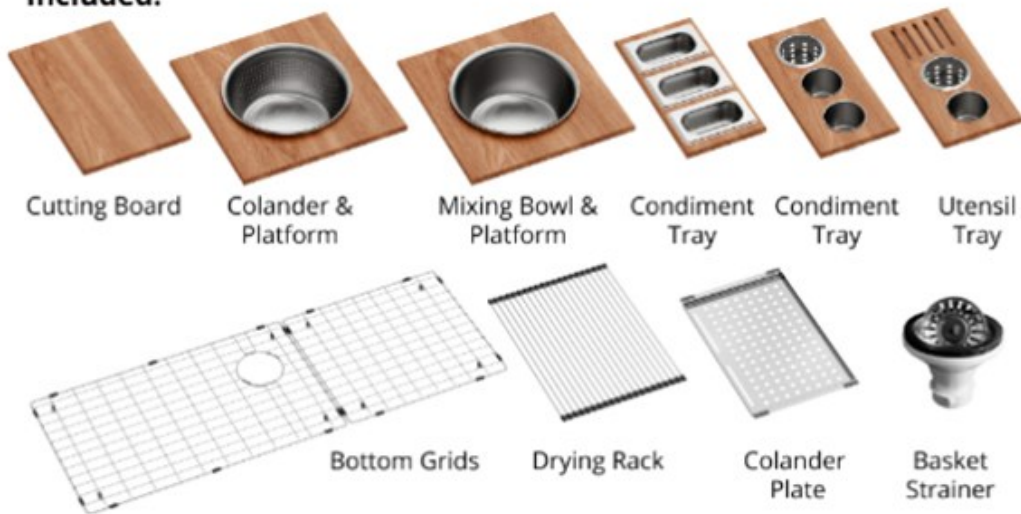
Karran Workstation Series stainless steel kitchen sinks are manufactured from durable 16 gauge stainless steel that makes them tough and resilient to even the toughest daily tasks. Each sink is finished with an elegant but durable soft satin brushed finish. This model is designed to be undermounted in all types of solid surface, granite and quartz countertops. The sink comes with a full complement of useful accessories for streamlining food prep and clean up.



<b>Series:</b>	Elite Workstation Series
<b>Material:</b>	16 Gauge, Type 304 stainless steel
<b>Installation Type:</b>	Undermount
<b>Configuration / Style:</b>	Extra-large single bowl workstation
<b>Finish:</b>	Soft satin brushed finish
<b>Overall dimensions:</b>	45" x 19"
<b>Bowl dimensions:</b>	43" x 17" x 10"
<b>Drain size:</b>	3-1/2"
<b>Min. cabinet size:</b>	48"
<b>Template included:</b>	Yes
<b>Clips included:</b>	Yes



## Included:



## PROJECT INFORMATION

PROJECT: \_\_\_\_\_

CONTACT: \_\_\_\_\_

DATE: \_\_\_\_\_

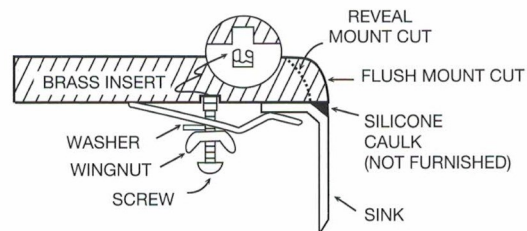
NOTES: \_\_\_\_\_

\_\_\_\_\_

\_\_\_\_\_

**APPROVAL:**

## INSTALLATION PROFILE



We reserve the right to update product specifications without notice. Please visit [karran.com](http://karran.com) for the most current specification sheets. All dimensions are accurate to 1/4". REV 01-2024